

# Movchain

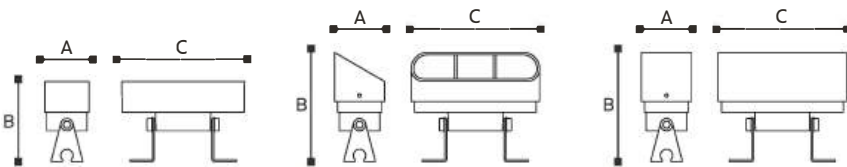
Series



# Movchain

## Series

Modular design, it is feasible in connection counted on various project requirements. The ball-head rotating structure design enables it to achieve S-shaped flexible changes when combined, and can perfectly adapt to the shape variations of different buildings. At the same time, each module can be independently adjusted inward and outward after installation, which better showcases the lighting effect. Symmetric/asymmetric shield are as options. Using advanced LED chips as the light source, the light performance is vivid. High hardness tempered glass, efficient light transmission, replaceable hood to prevent glare.



	LAMP	A	B	C
YH8096041CW-DC24V	LED SMD 3W	36	65	100
YH8096042CW-DC24V	LED SMD 3W	42	90	105
YH8096043CW-DC24V	LED SMD 3W	42	90	105
YH8096041/2/3CWx3-DC24V	LED SMD 3x3W	36	65	325

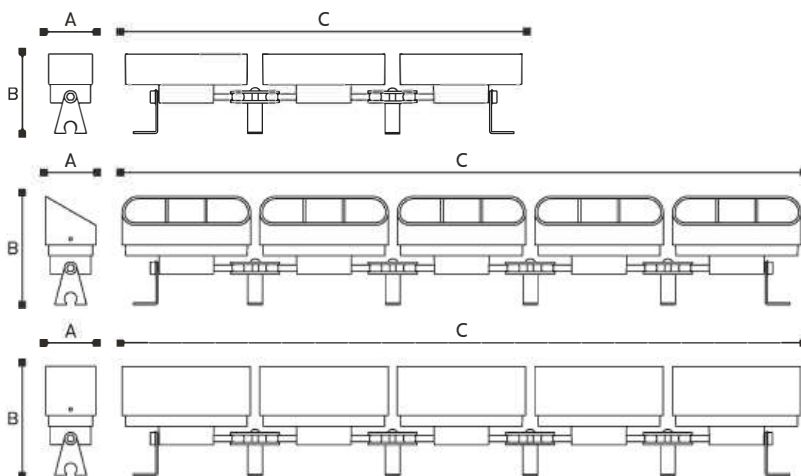

LED <b>3</b> W	LED <b>9</b> W	TEMPERATURE <b>2700K</b> — <b>6500K</b>
MAX. <b>180</b> LUMENS	MAX. <b>540</b> LUMENS	<b>IP65</b>

Black
  Limestone
  Ocher
  Green

# Movchain

## Series

Modular design, it is feasible in connection counted on various project requirements. The ball-head rotating structure design enables it to achieve S-shaped flexible changes when combined, and can perfectly adapt to the shape variations of different buildings. At the same time, each module can be independently adjusted inward and outward after installation, which better showcases the lighting effect. Symmetric/asymmetric shield are as options. Using advanced LED chips as the light source, the light performance is vivid. High hardness tempered glass, efficient light transmission, replaceable hood to prevent glare.



	LAMP	A	B	C
YH8096041CWx5-DC24V	LED SMD 3x5W	36	65	550
YH8096042CWx5-DC24V	LED SMD 3x5W	42	65	550
YH8096043CWx5-DC24V	LED SMD 3x5W	42	65	550

LED <b>15<sup>W</sup></b>	TEMPERATURE <b>2700K - 6500K</b>
MAX. <b>900 LUMENS</b>	<b>IP65</b>

Black
  Limestone
  Ocher
  Green


# Movchain

## Series

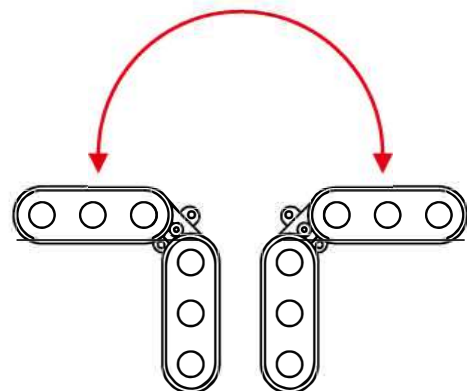
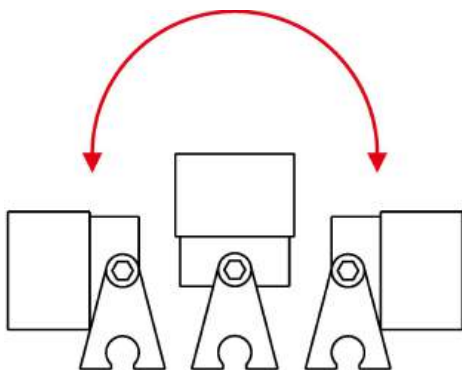
Modular design, it is feasible in connection counted on various project requirements. The ball-head rotating structure design enables it to achieve S-shaped flexible changes when combined, and can perfectly adapt to the shape variations of different buildings. At the same time, each module can be independently adjusted inward and outward after installation, which better showcases the lighting effect. Symmetric/asymmetric shield are as options. Using advanced LED chips as the light source, the light performance is vivid. High hardness tempered glass, efficient light transmission, replaceable hood to prevent glare.



Vertical Rotation 180°



Horizontal Rotation 180°

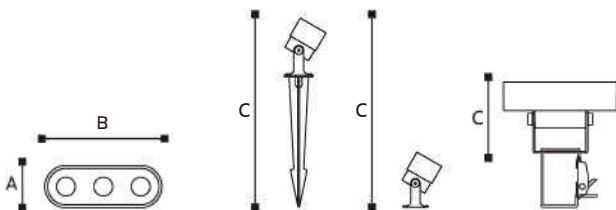


Black Limestone Ocher Green

# Movchain

## Series

Modular design, it is feasible in connection counted on various project requirements. The ball-head rotating structure design enables it to achieve S-shaped flexible changes when combined, and can perfectly adapt to the shape variations of different buildings. At the same time, each module can be independently adjusted inward and outward after installation, which better showcases the lighting effect. Symmetric/asymmetric shield are as options. Using advanced LED chips as the light source, the light performance is vivid. High hardness tempered glass, efficient light transmission, replaceable hood to prevent glare.



	LAMP	A	B	C
YH8096044CW-DC24V	LED SMD 3W	36	100	230
YH8096045KS-DC24V	LED SMD 3W	36	100	70
YH8096046GR-DC24V	LED SMD 3W	36	100	62

LED <b>3</b> W	TEMPERATURE <b>2700K</b> — <b>6500K</b>
MAX. <b>180</b> LUMENS	<b>IP65</b>

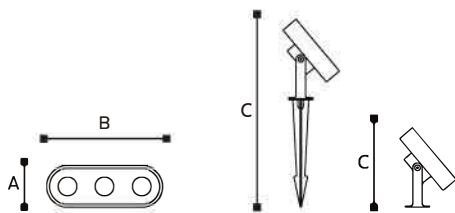
Black
  Limestone
  Ocher
  Green



# Movchain

## Series

Modular design, it is feasible in connection counted on various project requirements. The ball-head rotating structure design enables it to achieve S-shaped flexible changes when combined, and can perfectly adapt to the shape variations of different buildings. At the same time, each module can be independently adjusted inward and outward after installation, which better showcases the lighting effect. Symmetric/asymmetric shield are as options. Using advanced LED chips as the light source, the light performance is vivid. High hardness tempered glass, efficient light transmission, replaceable hood to prevent glare.



	LAMP	A	B	C
YH8096047CW-DC24V	LED SMD 3W	36	100	118
YH8096048GR-DC24V	LED SMD 3W	36	100	275

LED <b>3</b> W	TEMPERATURE <b>2700K</b> — <b>6500K</b>
MAX. <b>180</b> LUMENS	<b>IP65</b>

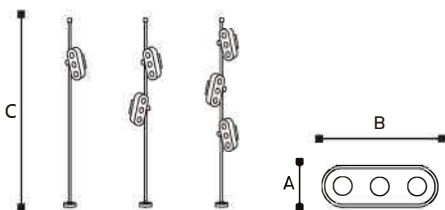
Black
  Limestone
  Ocher
  Green



# Movchain

## Series

Modular design, it is feasible in connection counted on various project requirements. The ball-head rotating structure design enables it to achieve S-shaped flexible changes when combined, and can perfectly adapt to the shape variations of different buildings. At the same time, each module can be independently adjusted inward and outward after installation, which better showcases the lighting effect. Symmetric/asymmetric shield are as options. Using advanced LED chips as the light source, the light performance is vivid. High hardness tempered glass, efficient light transmission, replaceable hood to prevent glare.



	LAMP	A	B	C
YH8096049CW-DC24V	LED SMD 3W	36	100	620
YH8096050GR-DC24V	LED SMD 2x3W	36	100	820
YH8096051GR-DC24V	LED SMD 3x3W	36	100	1220

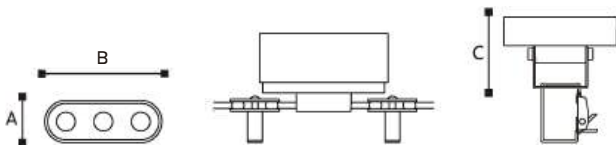
LED <b>3 W</b>	LED <b>6 W</b>	LED <b>9 W</b>	TEMPERATURE <b>2700K</b> <b>6500K</b>
MAX. <b>180</b> LUMENS	MAX. <b>360</b> LUMENS	MAX. <b>540</b> LUMENS	<b>IP65</b>

Black
  Limestone
  Ocher
  Green

# Movchain

## Series

Modular design, it is feasible in connection counted on various project requirements. The ball-head rotating structure design enables it to achieve S-shaped flexible changes when combined, and can perfectly adapt to the shape variations of different buildings. At the same time, each module can be independently adjusted inward and outward after installation, which better showcases the lighting effect. Symmetric/asymmetric shield are as options. Using advanced LED chips as the light source, the light performance is vivid. High hardness tempered glass, efficient light transmission, replaceable hood to prevent glare.



	LAMP	A	B	C
YH8096041/2/3KSxN-DC24V	LED SMD Nx3W	36/42	100/105	62/65
YH8096041/2/3BSxN-DC24V	LED SMD Nx3W	36/42	100/105	230/255

Nx

LED 3 W	TEMPERATURE 2700K - 6500K
MAX. 180 LUMENS	IP65

Black
  Limestone
  Ocher
  Green

# BaseLink

Series



IP 65

Modular courtyard

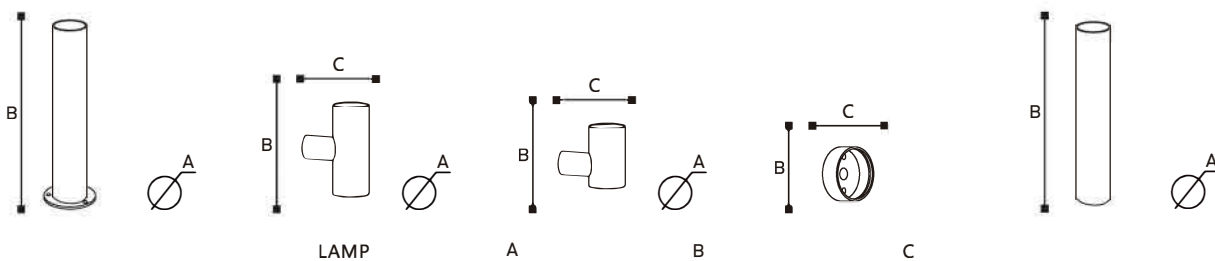

lighting



# BaseLink

## Series

The IP65 modular courtyard lighting series is based on various height lawn courtyard lamp bases, single-head wall lamp bases, double-head wall lamp bases, etc. It integrates various simple designs, classical styles, spotlighting, and hollow light effects with different lamp head modules and installs them on the bases to achieve the compatibility of multiple lamp head modules with multiple installation bases, forming a complete modular courtyard lighting system. The lamp head modules are continuously developed to ensure that the system can constantly update its styles. Perfect light and shadow effects illuminate your garden and beautify your life.



	LAMP	A	B	C
Lawn light base	General-purpose	Φ55/90	50/100/300/500/700/900	
Wall lamp base	Double-head wall lamp	Φ55	150	115
Wall lamp base	Single-head wall lamp	Φ55	75	115
Wall lamp base	Adsorption wall lamp	Φ55	55	20
Extended tube		Φ55	200/400	

Black
  Limestone
  Ocher
  Green

# BaseLink

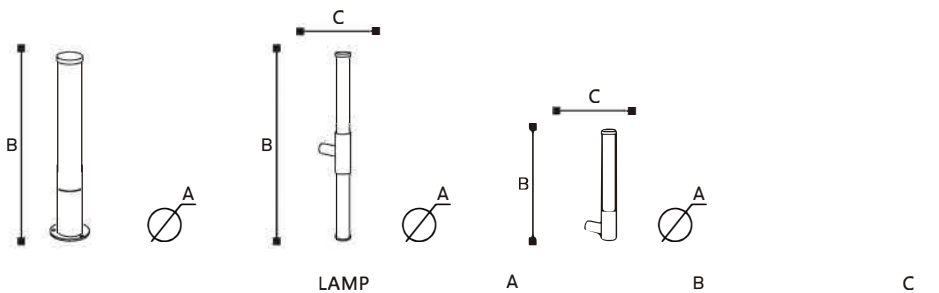
Series



# BaseLink

## Series

The IP65 modular courtyard lighting series is based on various height lawn courtyard lamp bases, single-head wall lamp bases, double-head wall lamp bases, etc. It integrates various simple designs, classical styles, spotlighting, and hollow light effects with different lamp head modules and installs them on the bases to achieve the compatibility of multiple lamp head modules with multiple installation bases, forming a complete modular courtyard lighting system. The lamp head modules are continuously developed to ensure that the system can constantly update its styles. Perfect light and shadow effects illuminate your garden and beautify your life.



	LAMP	A	B	C
YH8070066FR	LED SMD10W	Φ55/90	400/600/800/1000/1200	
YH8070066FL+64WL	LED SMD2x10W	Φ55	750	120
YH8070066FL+63WL	LED SMD10W	Φ55	375	120

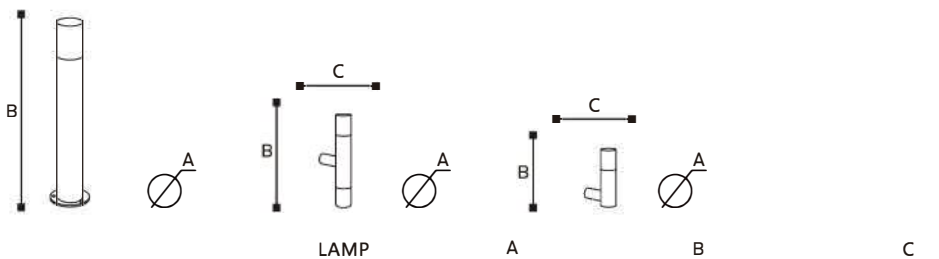

LED <b>10W</b>	LED <b>20W</b>	TEMPERATURE <b>2700K</b> — <b>6500K</b>
MAX. <b>820</b> LUMENS	MAX. <b>1600</b> LUMENS	<b>IP65</b>

Black
  Limestone
  Ocher
  Green

# BaseLink

## Series

The IP65 modular courtyard lighting series is based on various height lawn courtyard lamp bases, single-head wall lamp bases, double-head wall lamp bases, etc. It integrates various simple designs, classical styles, spotlighting, and hollow light effects with different lamp head modules and installs them on the bases to achieve the compatibility of multiple lamp head modules with multiple installation bases, forming a complete modular courtyard lighting system. The lamp head modules are continuously developed to ensure that the system can constantly update its styles. Perfect light and shadow effects illuminate your garden and beautify your life.



	LAMP	A	B	C
YH8070067FR	LED COB 7W	Φ55/90	200/400/600/800/1000	
YH8070067FL+64WL	LED COB 2x7W	Φ55	350	120
YH8070067FL+63WL	LED COB 7W	Φ55	175	120

LED <b>7W</b>	LED <b>14W</b>	TEMPERATURE <b>2700K</b> — <b>6500K</b>
MAX. <b>450</b> LUMENS	MAX. <b>900</b> LUMENS	<b>IP65</b>

Black
  Limestone
  Ocher
  Green



# BaseLink

## Series

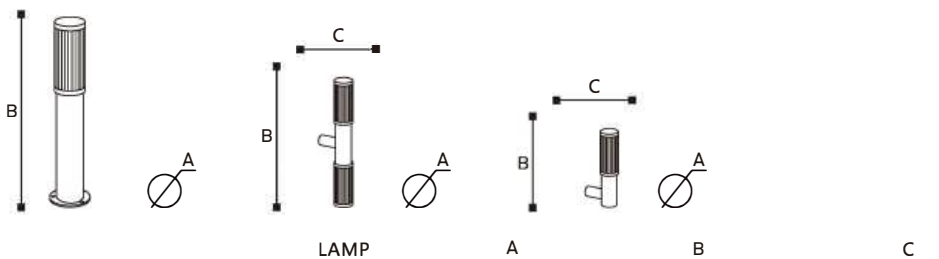
The IP65 modular courtyard lighting series is based on various height lawn courtyard lamp bases, single-head wall lamp bases, double-head wall lamp bases, etc. It integrates various simple designs, classical styles, spotlighting, and hollow light effects with different lamp head modules and installs them on the bases to achieve the compatibility of multiple lamp head modules with multiple installation bases, forming a complete modular courtyard lighting system. The lamp head modules are continuously developed to ensure that the system can constantly update its styles. Perfect light and shadow effects illuminate your garden and beautify your life.



# BaseLink

## Series

The IP65 modular courtyard lighting series is based on various height lawn courtyard lamp bases, single-head wall lamp bases, double-head wall lamp bases, etc. It integrates various simple designs, classical styles, spotlighting, and hollow light effects with different lamp head modules and installs them on the bases to achieve the compatibility of multiple lamp head modules with multiple installation bases, forming a complete modular courtyard lighting system. The lamp head modules are continuously developed to ensure that the system can constantly update its styles. Perfect light and shadow effects illuminate your garden and beautify your life.



	LAMP	A	B	C
YH8070068FR	LED SMD 7W	Φ60/90	225/425/625/825/1025	
YH8070068FL+64WL	LED SMD 2x7W	Φ60	405	120
YH8070068FL+63WL	LED SMD 7W	Φ60	200	120

LED <b>7W</b>	LED <b>14W</b>	TEMPERATURE <b>2700K</b> — <b>6500K</b>
MAX. <b>300</b> LUMENS	MAX. <b>600</b> LUMENS	<b>IP65</b>

Black
  Limestone
  Ocher
  Green

BaseLink

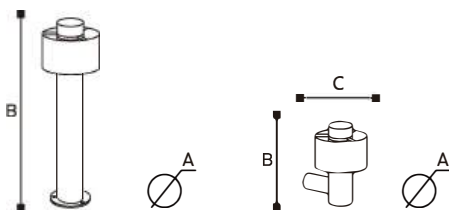
Series



# BaseLink

## Series

The IP65 modular courtyard lighting series is based on various height lawn courtyard lamp bases, single-head wall lamp bases, double-head wall lamp bases, etc. It integrates various simple designs, classical styles, spotlighting, and hollow light effects with different lamp head modules and installs them on the bases to achieve the compatibility of multiple lamp head modules with multiple installation bases, forming a complete modular courtyard lighting system. The lamp head modules are continuously developed to ensure that the system can constantly update its styles. Perfect light and shadow effects illuminate your garden and beautify your life.



	LAMP	A	B	C
YH8070069FR	LED COB 7W	Φ120	200/400/600/800/1000	
YH8070069FL+63WL	LED COB 2x7W	Φ120	170	150

LED <b>7</b> W	TEMPERATURE <b>2700K</b> — <b>6500K</b>
MAX. <b>300</b> LUMENS	<b>IP65</b>

Black
  Limestone
  Ocher
  Green



BaseLink

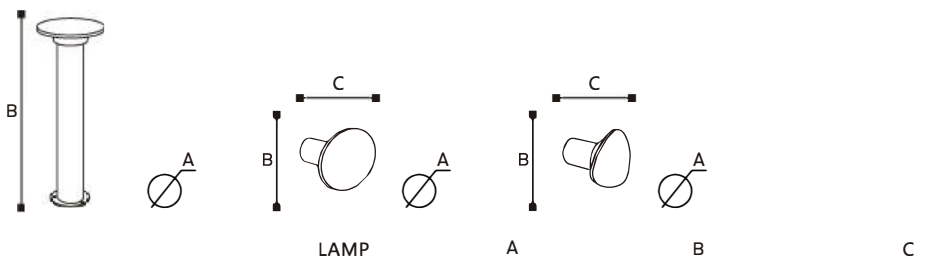
Series



# BaseLink

## Series

The IP65 modular courtyard lighting series is based on various height lawn courtyard lamp bases, single-head wall lamp bases, double-head wall lamp bases, etc. It integrates various simple designs, classical styles, spotlighting, and hollow light effects with different lamp head modules and installs them on the bases to achieve the compatibility of multiple lamp head modules with multiple installation bases, forming a complete modular courtyard lighting system. The lamp head modules are continuously developed to ensure that the system can constantly update its styles. Perfect light and shadow effects illuminate your garden and beautify your life.



	LAMP	A	B	C
YH8070070FR	LED COB 7W	Φ140	200/400/600/800/1000	
YH8070070FL+65WL	LED COB 2x7W	Φ140	140	120
YH8070071FL+65WL	LED COB 7W	Φ140	140	120

LED <b>7</b> W	TEMPERATURE <b>2700K</b> — <b>6500K</b>
MAX. <b>300</b> LUMENS	<b>IP65</b>


Black
  Limestone
  Ocher
  Green



# BaseLink

## Series

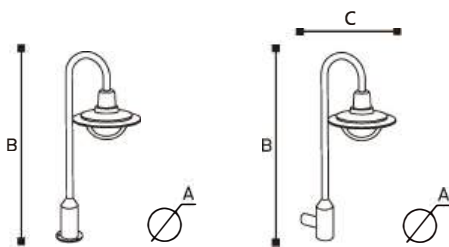
The IP65 modular courtyard lighting series is based on various height lawn courtyard lamp bases, single-head wall lamp bases, double-head wall lamp bases, etc. It integrates various simple designs, classical styles, spotlighting, and hollow light effects with different lamp head modules and installs them on the bases to achieve the compatibility of multiple lamp head modules with multiple installation bases, forming a complete modular courtyard lighting system. The lamp head modules are continuously developed to ensure that the system can constantly update its styles. Perfect light and shadow effects illuminate your garden and beautify your life.



# BaseLink

## Series

The IP65 modular courtyard lighting series is based on various height lawn courtyard lamp bases, single-head wall lamp bases, double-head wall lamp bases, etc. It integrates various simple designs, classical styles, spotlighting, and hollow light effects with different lamp head modules and installs them on the bases to achieve the compatibility of multiple lamp head modules with multiple installation bases, forming a complete modular courtyard lighting system. The lamp head modules are continuously developed to ensure that the system can constantly update its styles. Perfect light and shadow effects illuminate your garden and beautify your life.



	LAMP	A	B	C
YH8070072FR	LED SMD 10W	Φ200	600/800/1000/1200/1400	
YH8070072FL+63WL	LED SMD 10W	Φ200	655	320

LED <b>10<sup>W</sup></b>	TEMPERATURE <b>2700K</b> — <b>6500K</b>
MAX. <b>800</b> LUMENS	<b>IP65</b>

Black
  Limestone
  Ocher
  Green



# CrumbMod

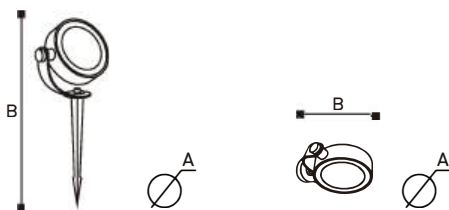
Series



# CrumbMod

## Series

The simple and elegant round and square appearance design, an ultra-thin high-brightness lens lighting design, and another design with multiple independent honeycomb anti-glare lenses for lighting, are suitable for various usage scenarios such as rooftops, walls, floors, and grasslands. The back texture supports various styles and enables brands to display their brand logos. Whether it's the magnificent front design or the texture's tactile expression, it showcases smooth and elegant lines. The perfect lamp provides perfect light, illuminating your garden and beautifying your life.



	LAMP	A	B
YH8096001CW-DC24V	LED COB 6W	Φ82	128
YH8096002GR-DC24V	LED COB 6W	Φ82	255

LED <b>6W</b>	TEMPERATURE <b>2700K</b> <b>6500K</b>
MAX. <b>390</b> LUMENS	<b>IP65</b>

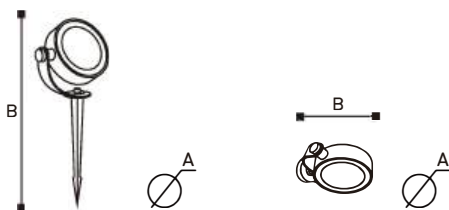
Black
  Limestone
  Ocher
  Green



# CrumbMod

## Series

The simple and elegant round and square appearance design, an ultra-thin high-brightness lens lighting design, and another design with multiple independent honeycomb anti-glare lenses for lighting, are suitable for various usage scenarios such as rooftops, walls, floors, and grasslands. The back texture supports various styles and enables brands to display their brand logos. Whether it's the magnificent front design or the texture's tactile expression, it showcases smooth and elegant lines. The perfect lamp provides perfect light, illuminating your garden and beautifying your life.



	LAMP	A	B
YH8096011CW-DC24V	LED SMD 6W	Φ82	128
YH8096012GR-DC24V	LED SMD 6W	Φ82	255

LED <b>6W</b>	TEMPERATURE <b>2700K</b> — <b>6500K</b>
MAX. <b>300</b> LUMENS	<b>IP65</b>

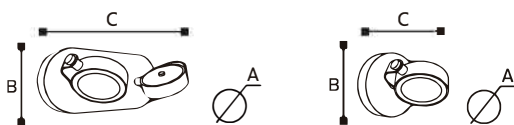
Black
  Limestone
  Ocher
  Green



# CrumbMod

## Series

The simple and elegant round and square appearance design, an ultra-thin high-brightness lens lighting design, and another design with multiple independent honeycomb anti-glare lenses for lighting, are suitable for various usage scenarios such as rooftops, walls, floors, and grasslands. The back texture supports various styles and enables brands to display their brand logos. Whether it's the magnificent front design or the texture's tactile expression, it showcases smooth and elegant lines. The perfect lamp provides perfect light, illuminating your garden and beautifying your life.



	LAMP	A	B	C
YH8096003CW-AC110-240V	LED COB 6W	Φ82	110	135
YH8096004CW-AC110-240V	LED COB 2x6W	Φ82	110	135

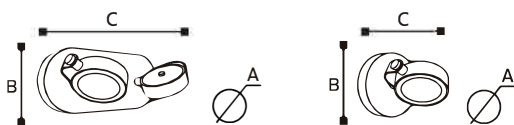
LED <b>6 W</b>	LED <b>12 W</b>	TEMPERATURE <b>2700K</b> — <b>6500K</b>
MAX. <b>390</b> LUMENS	MAX. <b>780</b> LUMENS	<b>IP65</b>

Black
  Limestone
  Ocher
  Green

# CrumbMod

## Series

The simple and elegant round and square appearance design, an ultra-thin high-brightness lens lighting design, and another design with multiple independent honeycomb anti-glare lenses for lighting, are suitable for various usage scenarios such as rooftops, walls, floors, and grasslands. The back texture supports various styles and enables brands to display their brand logos. Whether it's the magnificent front design or the texture's tactile expression, it showcases smooth and elegant lines. The perfect lamp provides perfect light, illuminating your garden and beautifying your life.



	LAMP	A	B	C
YH8096013CW-AC110-240V	LED SMD6W	Φ82	110	135
YH8096014CW-AC110-240V	LED SMD2x6W	Φ82	110	135

LED <b>6</b> W	LED <b>12</b> W	TEMPERATURE <b>2700K</b> — <b>6500K</b>
MAX. <b>300</b> LUMENS	MAX. <b>600</b> LUMENS	<b>IP65</b>

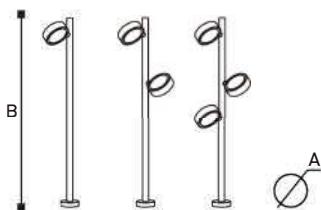
Black
  Limestone
  Ocher
  Green



# CrumbMod

## Series

The simple and elegant round and square appearance design, an ultra-thin high-brightness lens lighting design, and another design with multiple independent honeycomb anti-glare lenses for lighting, are suitable for various usage scenarios such as rooftops, walls, floors, and grasslands. The back texture supports various styles and enables brands to display their brand logos. Whether it's the magnificent front design or the texture's tactile expression, it showcases smooth and elegant lines. The perfect lamp provides perfect light, illuminating your garden and beautifying your life.



	LAMP	A	B
YH8096005/15GR	DC24V LED COB/SMD6W	Φ82	620
YH8096006/16GR	DC24V LED COB/SMD2x6W	Φ82	820
YH8096007/17GR	DC24V LED COB/SMD3x6W	Φ82	1220

LED <b>6W</b>	LED <b>12W</b>	LED <b>18W</b>	TEMPERATURE <b>2700K</b> — <b>6500K</b>
MAX. <b>390</b> LUMENS	MAX. <b>780</b> LUMENS	MAX. <b>1150</b> LUMENS	<b>IP65</b>

Black
  Limestone
  Ocher
  Green

# CrumbMod

## Series

The simple and elegant round and square appearance design, an ultra-thin high-brightness lens lighting design, and another design with multiple independent honeycomb anti-glare lenses for lighting, are suitable for various usage scenarios such as rooftops, walls, floors, and grasslands. The back texture supports various styles and enables brands to display their brand logos. Whether it's the magnificent front design or the texture's tactile expression, it showcases smooth and elegant lines. The perfect lamp provides perfect light, illuminating your garden and beautifying your life.



	LAMP	A	B
YH8096008/18GR	DC24V LED COB/SMD6W	Φ82	620
YH8096009/19GR	DC24V LED COB/SMD2x6W	Φ82	820
YH8096010/20GR	DC24V LED COB/SMD3x6W	Φ82	1020

LED <b>6W</b>	LED <b>12W</b>	LED <b>18W</b>	TEMPERATURE <b>2700K</b> — <b>6500K</b>
MAX. <b>390</b> LUMENS	MAX. <b>780</b> LUMENS	MAX. <b>1150</b> LUMENS	<b>IP65</b>

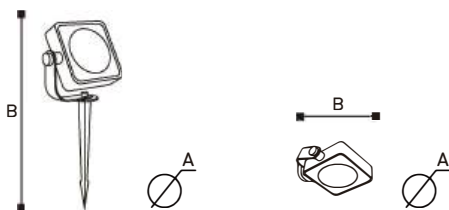
Black
  Limestone
  Ocher
  Green



# CrumbMod

## Series

The simple and elegant round and square appearance design, an ultra-thin high-brightness lens lighting design, and another design with multiple independent honeycomb anti-glare lenses for lighting, are suitable for various usage scenarios such as rooftops, walls, floors, and grasslands. The back texture supports various styles and enables brands to display their brand logos. Whether it's the magnificent front design or the texture's tactile expression, it showcases smooth and elegant lines. The perfect lamp provides perfect light, illuminating your garden and beautifying your life.



	LAMP	A	B
YH8096021CW-DC24V	LED COB 6W	Φ82	128
YH8096022GR-DC24V	LED COB 6W	Φ82	255

LED <b>6W</b>	TEMPERATURE <b>2700K</b> — <b>6500K</b>
MAX. <b>390</b> LUMENS	<b>IP65</b>

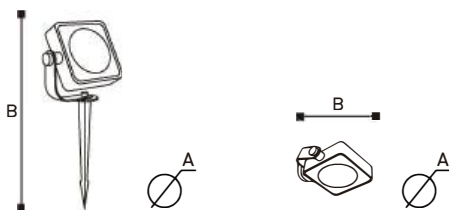
Black
  Limestone
  Ocher
  Green



# CrumbMod

## Series

The simple and elegant round and square appearance design, an ultra-thin high-brightness lens lighting design, and another design with multiple independent honeycomb anti-glare lenses for lighting, are suitable for various usage scenarios such as rooftops, walls, floors, and grasslands. The back texture supports various styles and enables brands to display their brand logos. Whether it's the magnificent front design or the texture's tactile expression, it showcases smooth and elegant lines. The perfect lamp provides perfect light, illuminating your garden and beautifying your life.



	LAMP	A	B
YH8096031CW-DC24V	LED SMD 6W	Φ82	128
YH8096032GR-DC24V	LED SMD 6W	Φ82	255

LED <b>6W</b>	TEMPERATURE <b>2700K</b> — <b>6500K</b>
MAX. <b>300</b> LUMENS	<b>IP65</b>

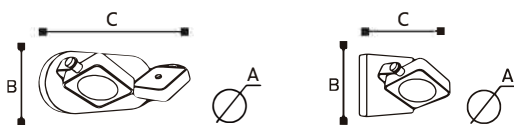
Black
  Limestone
  Ocher
  Green



# CrumbMod

## Series

The simple and elegant round and square appearance design, an ultra-thin high-brightness lens lighting design, and another design with multiple independent honeycomb anti-glare lenses for lighting, are suitable for various usage scenarios such as rooftops, walls, floors, and grasslands. The back texture supports various styles and enables brands to display their brand logos. Whether it's the magnificent front design or the texture's tactile expression, it showcases smooth and elegant lines. The perfect lamp provides perfect light, illuminating your garden and beautifying your life.



	LAMP	A	B	C
YH8096023CW-AC110-240V	LED COB 6W	Φ82	110	135
YH8096024CW-AC110-240V	LED COB 2x6W	Φ82	110	135

LED <b>6</b> W	LED <b>12</b> W	TEMPERATURE <b>2700K</b> — <b>6500K</b>
MAX. <b>390</b> LUMENS	MAX. <b>780</b> LUMENS	<b>IP65</b>

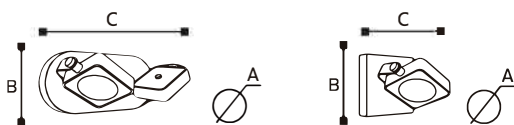
Black
  Limestone
  Ocher
  Green



# CrumbMod

## Series

The simple and elegant round and square appearance design, an ultra-thin high-brightness lens lighting design, and another design with multiple independent honeycomb anti-glare lenses for lighting, are suitable for various usage scenarios such as rooftops, walls, floors, and grasslands. The back texture supports various styles and enables brands to display their brand logos. Whether it's the magnificent front design or the texture's tactile expression, it showcases smooth and elegant lines. The perfect lamp provides perfect light, illuminating your garden and beautifying your life.



	LAMP	A	B	C
YH8096033CW-AC110-240V	LED SMD6W	Φ82	110	135
YH8096034CW-AC110-240V	LED SMD2x6W	Φ82	110	135

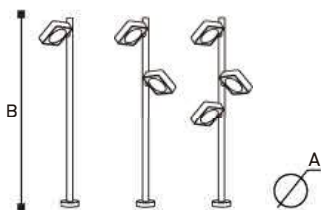
LED <b>6</b> W	LED <b>12</b> W	TEMPERATURE <b>2700K</b> — <b>6500K</b>
MAX. <b>300</b> LUMENS	MAX. <b>600</b> LUMENS	<b>IP65</b>

Black
  Limestone
  Ocher
  Green

# CrumbMod

## Series

The simple and elegant round and square appearance design, an ultra-thin high-brightness lens lighting design, and another design with multiple independent honeycomb anti-glare lenses for lighting, are suitable for various usage scenarios such as rooftops, walls, floors, and grasslands. The back texture supports various styles and enables brands to display their brand logos. Whether it's the magnificent front design or the texture's tactile expression, it showcases smooth and elegant lines. The perfect lamp provides perfect light, illuminating your garden and beautifying your life.



	LAMP	A	B
YH8096025/35GR	DC24V LED COB/SMD6W	Φ82	620
YH8096026/36GR	DC24V LED COB/SMD2x6W	Φ82	820
YH8096027/37GR	DC24V LED COB/SMD3x6W	Φ82	1220

LED <b>6W</b>	LED <b>12W</b>	LED <b>18W</b>	TEMPERATURE <b>2700K</b> — <b>6500K</b>
MAX. <b>390</b> LUMENS	MAX. <b>780</b> LUMENS	MAX. <b>1150</b> LUMENS	<b>IP65</b>

Black
  Limestone
  Ocher
  Green

# CrumbMod

## Series

The simple and elegant round and square appearance design, an ultra-thin high-brightness lens lighting design, and another design with multiple independent honeycomb anti-glare lenses for lighting, are suitable for various usage scenarios such as rooftops, walls, floors, and grasslands. The back texture supports various styles and enables brands to display their brand logos. Whether it's the magnificent front design or the texture's tactile expression, it showcases smooth and elegant lines. The perfect lamp provides perfect light, illuminating your garden and beautifying your life.



	LAMP	A	B
YH8096028/38GR DC24V	LED COB/SMD6W	Φ82	620
YH8096029/39GR DC24V	LED COB/SMD2x6W	Φ82	820
YH8096030/40GR DC24V	LED COB/SMD3x6W	Φ82	1020

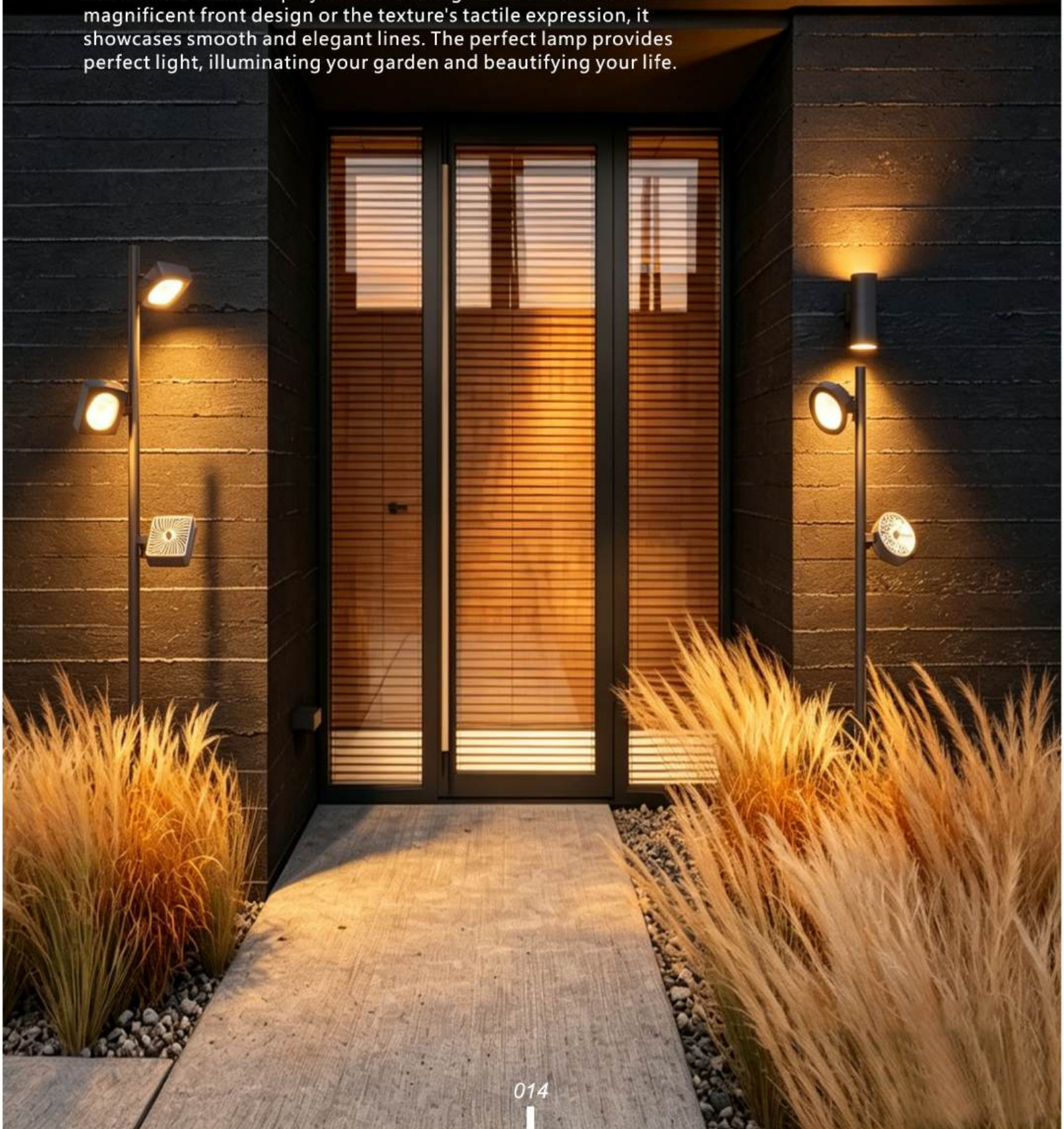
LED <b>6W</b>	LED <b>12W</b>	LED <b>18W</b>	TEMPERATURE <b>2700K</b> — <b>6500K</b>
MAX. <b>390</b> LUMENS	MAX. <b>780</b> LUMENS	MAX. <b>1150</b> LUMENS	<b>IP65</b>

Black
  Limestone
  Ocher
  Green

# CrumbMod

## Series

The simple and elegant round and square appearance design, an ultra-thin high-brightness lens lighting design, and another design with multiple independent honeycomb anti-glare lenses for lighting, are suitable for various usage scenarios such as rooftops, walls, floors, and grasslands. The back texture supports various styles and enables brands to display their brand logos. Whether it's the magnificent front design or the texture's tactile expression, it showcases smooth and elegant lines. The perfect lamp provides perfect light, illuminating your garden and beautifying your life.



# Button mushroom

Series

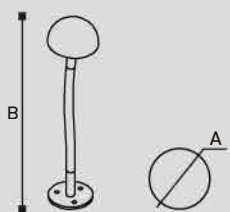


# Button mushroom

Series



The support rod is a 360° flexible tube wrapped in silicone, which can be bent according to personal preferences and scene needs, DIY all kinds of shapes, and a variety of styles of decorative lights combined to create more wonderful courtyard lighting effects.



DC24V <b>2</b> W SMD	TEMPERATURE <b>2700K</b> <b>6500K</b>
MAX. <b>140</b> LUMENS	<b>IP65</b>

	LAMP	A	B
YH805055GD	LED SMD2W	Φ 50	250
YH805056GD	LED SMD2W	Φ 50	350

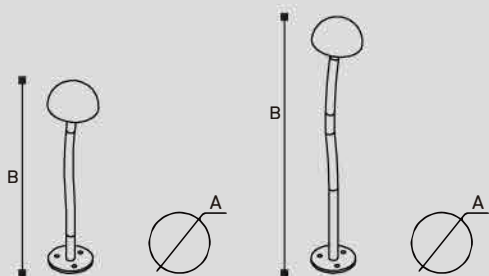

Black
  White
  Grey

# Button mushroom

Series

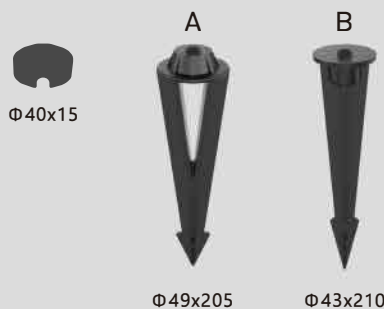


The support rod is a 360° flexible tube wrapped in silicone, which can be bent according to personal preferences and scene needs, DIY all kinds of shapes, and a variety of styles of decorative lights combined to create more wonderful courtyard lighting effects.



	LAMP	A	B
YH805057GD	LED SMD3W	Φ75	460
YH805058GD	LED SMD3W	Φ75	560
YH805059GD	LED SMD3W	Φ75	660
YH805060GD	LED SMD3W	Φ75	760
YH805061GD	LED SMD3W	Φ75	860
YH805062GD	LED SMD3W	Φ75	1060

Black    
  White    
  Grey



DC24V <b>3W</b> SMD	TEMPERATURE <b>2700K</b> <b>6500K</b>
MAX. <b>210</b> LUMENS	<b>IP65</b>

# Oyster mushroom

Series

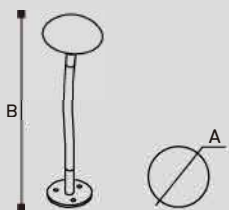


# Oyster mushroom

Series



The support rod is a 360° flexible tube wrapped in silicone, which can be bent according to personal preferences and scene needs, DIY all kinds of shapes, and a variety of styles of decorative lights combined to create more wonderful courtyard lighting effects.



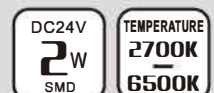
	LAMP	A	B
YH805063GD	LED SMD2W	Φ60	238
YH805064GD	LED SMD2W	Φ60	338



Φ49x205



Φ43x210



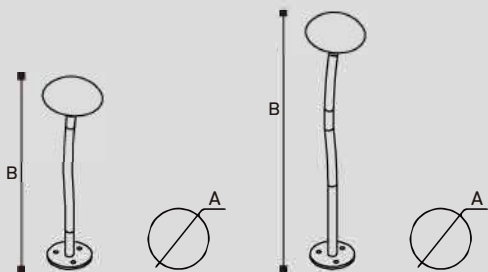
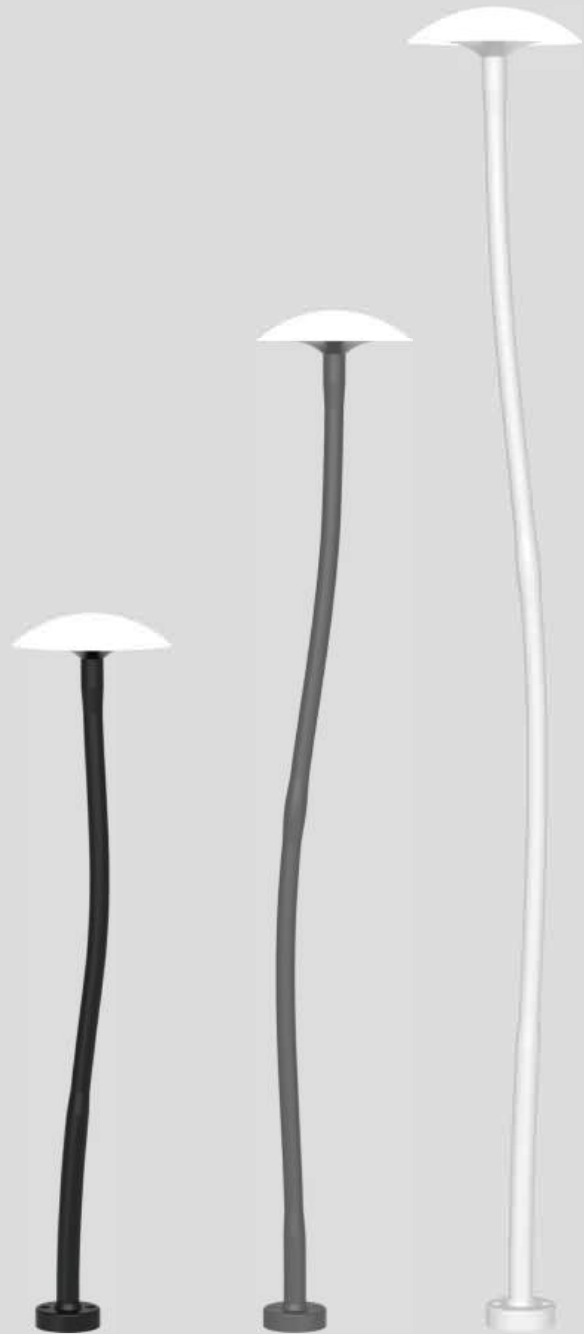
Black White Grey

# Oyster mushroom

Series



The support rod is a 360° flexible tube wrapped in silicone, which can be bent according to personal preferences and scene needs, DIY all kinds of shapes, and a variety of styles of decorative lights combined to create more wonderful courtyard lighting effects.



	LAMP	A	B
YH805065GD	LED SMD3W	Φ100	440
YH805066GD	LED SMD3W	Φ100	540
YH805067GD	LED SMD3W	Φ100	640
YH805068GD	LED SMD3W	Φ100	740
YH805069GD	LED SMD3W	Φ100	840
YH805070GD	LED SMD3W	Φ100	1040

Black    
  White    
  Grey



DC24V <b>3W</b> SMD	TEMPERATURE <b>2700K</b> <b>6500K</b>
MAX. <b>210</b> LUMENS	<b>IP65</b>

# Round mushroom

Series

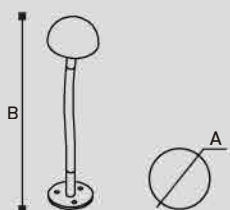


# Round mushroom

Series



The support rod is a 360° flexible tube wrapped in silicone, which can be bent according to personal preferences and scene needs, DIY all kinds of shapes, and a variety of styles of decorative lights combined to create more wonderful courtyard lighting effects.



DC24V <b>2</b> W SMD	TEMPERATURE <b>2700K</b> <b>6500K</b>
MAX. <b>140</b> LUMENS	<b>IP65</b>

	LAMP	A	B
YH805077GD	LED SMD2W	Φ50	238
YH805078GD	LED SMD2W	Φ50	338

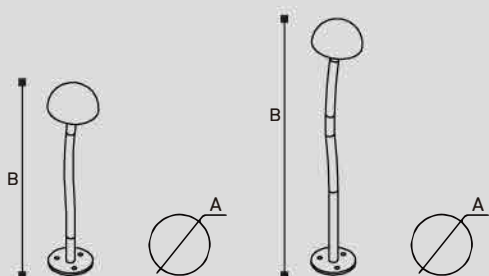
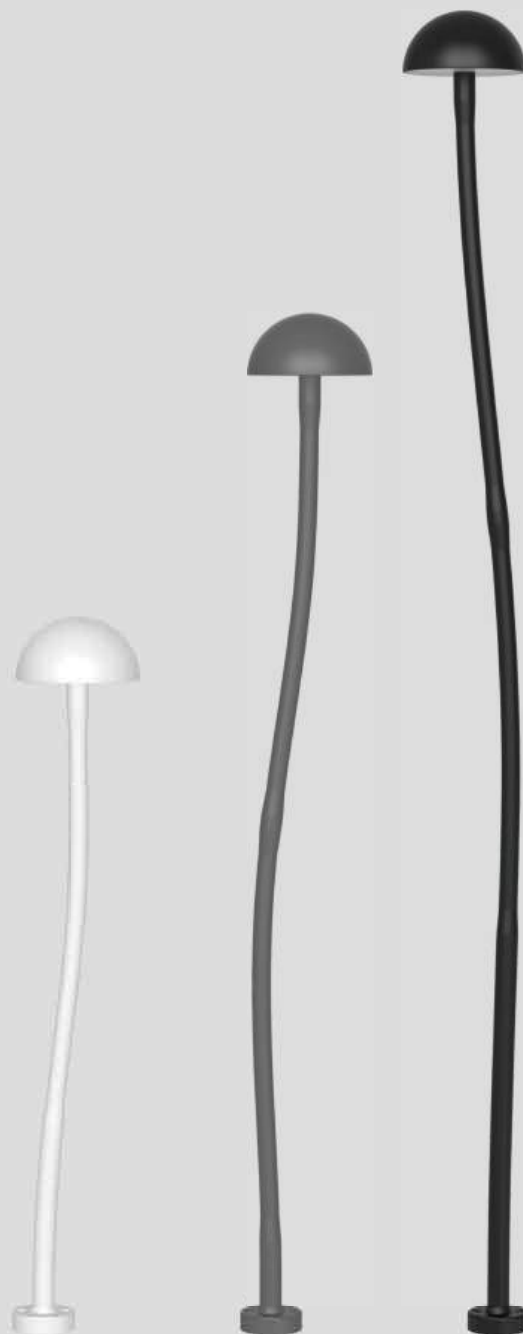
Black
  White
  Grey

# Round mushroom

Series



The support rod is a 360° flexible tube wrapped in silicone, which can be bent according to personal preferences and scene needs, DIY all kinds of shapes, and a variety of styles of decorative lights combined to create more wonderful courtyard lighting effects.



	LAMP	A	B
YH805079GD	LED SMD3W	Φ80	450
YH805080GD	LED SMD3W	Φ80	550
YH805081GD	LED SMD3W	Φ80	650
YH805082GD	LED SMD3W	Φ80	750
YH805083GD	LED SMD3W	Φ80	850
YH805084GD	LED SMD3W	Φ80	1050

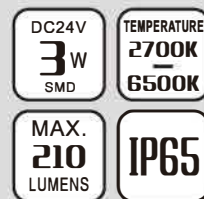
Black   
  White   
  Grey



Φ49x205



Φ43x210



# Daffodil

Series

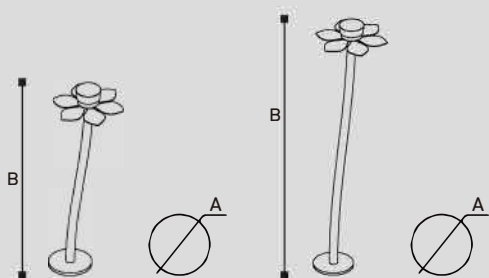



# Daffodil

Series



The support rod is a 360° flexible tube wrapped in silicone, which can be bent according to personal preferences and scene needs, DIY all kinds of shapes, and a variety of styles of decorative lights combined to create more wonderful courtyard lighting effects.



	LAMP	A	B
YH805085GD	LED SMD3W	Φ 108	240
YH805086GD	LED SMD3W	Φ 108	340
YH805087GD	LED SMD3W	Φ 108	440
YH805088GD	LED SMD3W	Φ 108	540
YH805089GD	LED SMD3W	Φ 108	640

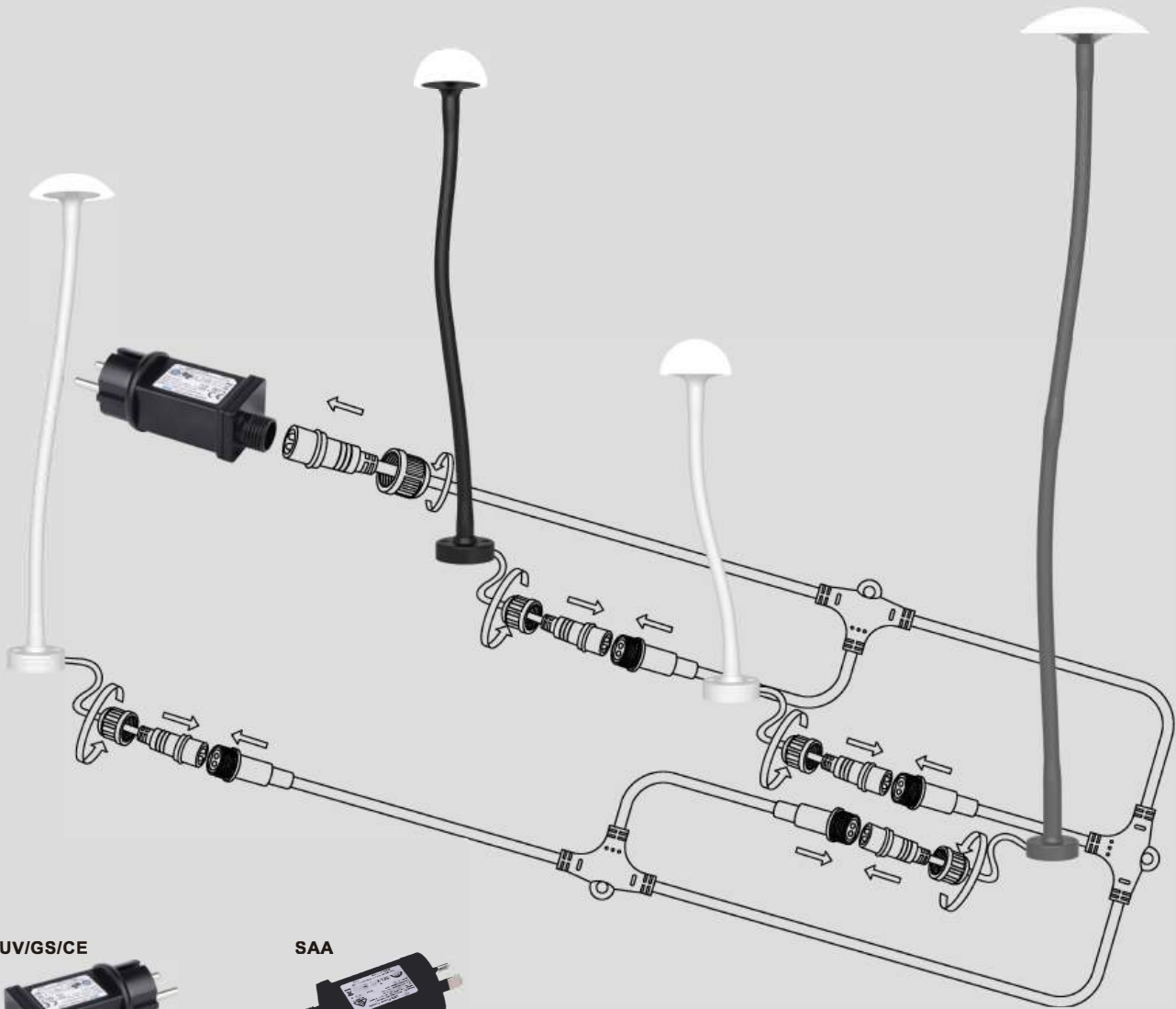
Black
  White
  Grey



DC24V <b>3</b> W SMD	TEMPERATURE <b>2700K</b> <b>6500K</b>
MAX. <b>190</b> LUMENS	<b>IP65</b>

# Reed Cane

## DIY kit one pull four



TUV/GS/CE



SAA



UL/CUL



M16 extension cord 2M/3M/5M



TUV/UKCA



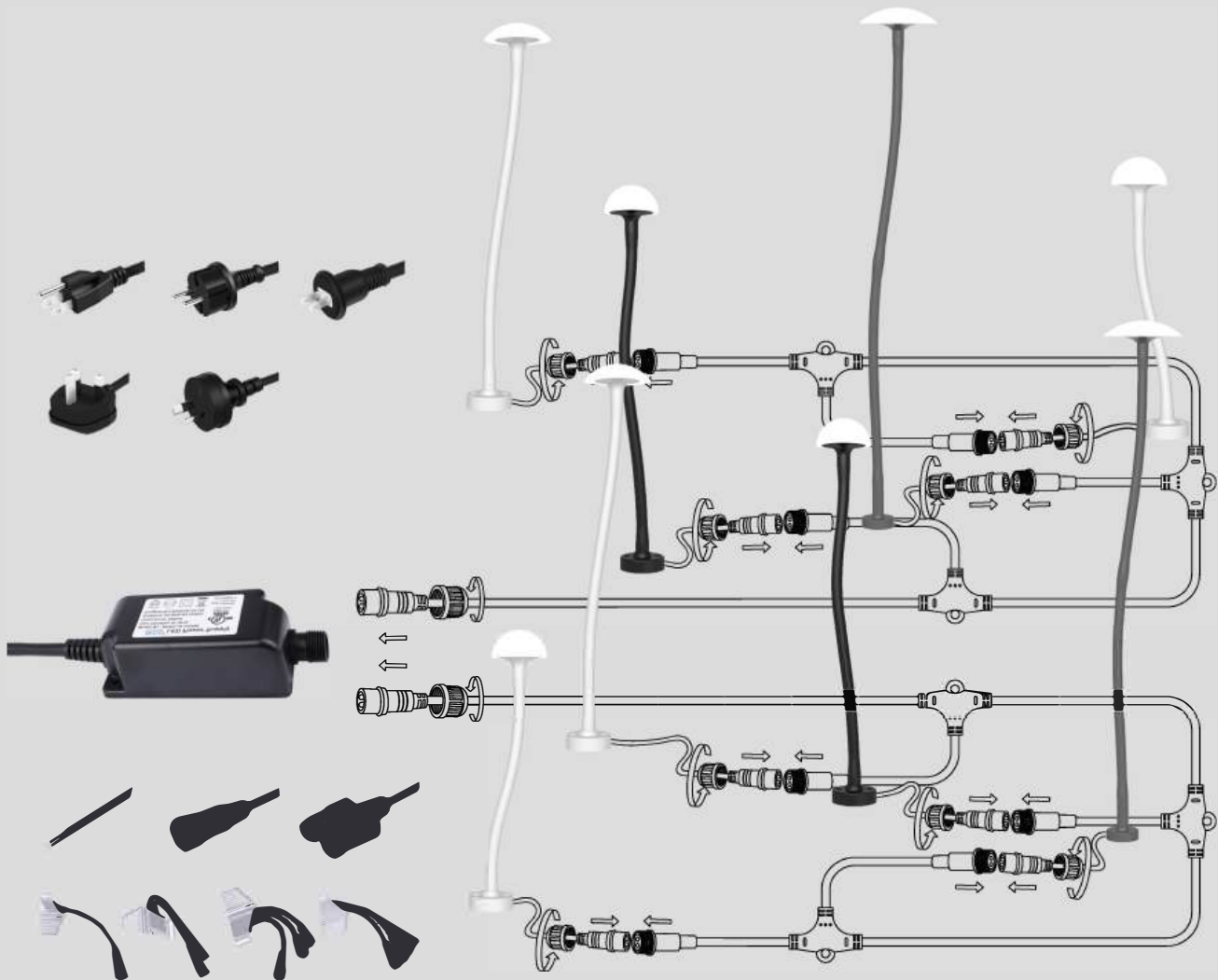
PSE



Model No.	Working Mode	Input Voltage	Input Frequency	Efficiency full load (%)	Output voltage (V)	Current Range (A)	Rated Power (W)	Power Factor (cos/c)	Isolation	IP Grade	Temp ta(°C)	Max.casing temperature tc(°C)	Dimension (mm)	Weight (kg)	
RKPO-UL	IP44	CV	100-240	50/60	>80	3-40	0.1-2.1	12	0.5/0.7	SELV	IP44	40	75	57*38*30	0.045
RKPO-DE	IP44	CV	100-240	50/60	>80	3-40	0.1-2.1	12	0.5/0.7	SELV	IP44	40	75	57*38*30	0.045
RKPO-UK		CV	100-240	50/60	>80	3-40	0.1-2.1	12	0.5/0.7	SELV	IP20	40	75	58*48*30	0.045
RKPO-EU	IP44	CV	100-240	50/60	>80	3-40	0.1-2.1	12	0.5/0.7	SELV	IP44	40	75	59*42*30	0.045
RKPO-JP		CV	100-240	50/60	>80	3-40	0.1-2.1	12	0.5/0.7	SELV	IP20	40	75	57*38*30	0.045

# Reed Cane

## DIY kit one pull four



IP 68 waterproof

IP 67 waterproof

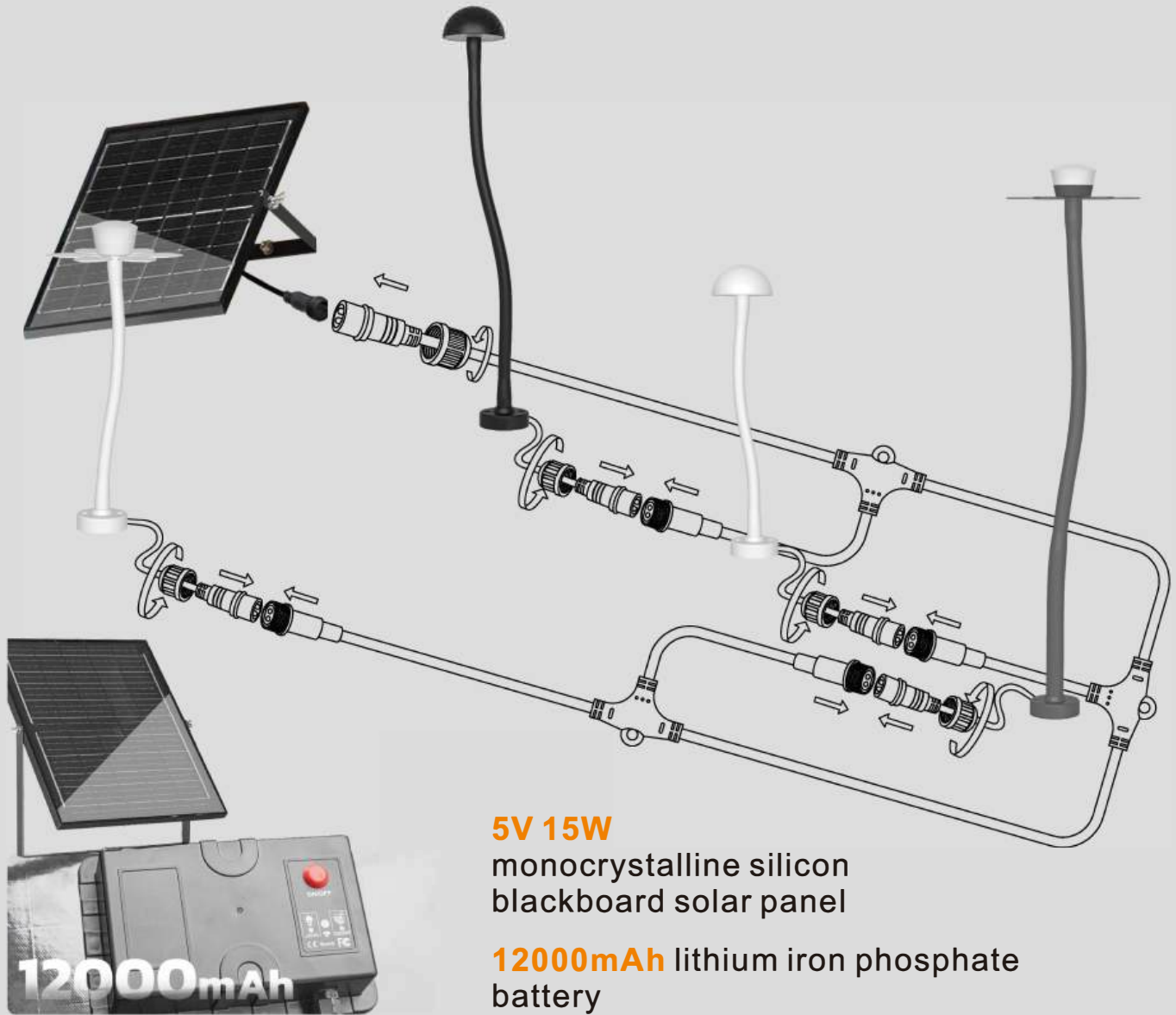
M16 extension cord 2M/3M/5M



Model No.	Working Mode	Input Voltage	Input Frequency	Efficiency full load (%)	Output voltage (V)	Current Range (A)	Rated Power (W)	Power Factor (cos/c)	Isolation	IP Grade	Temp ta(°C)	Max.casing temperature tc(°C)	Dimension (mm)	Weight (kg)	
RKPO-UL	CD-5	CV	100-240	50/60	>85	3-24	0.5-3	24	0.5/0.7	SELV	IP68	40	75	102*50*33	0.05
RKPO-EU	CD-5	CV	100-240	50/60	>85	3-24	0.5-3	24	0.5/0.7	SELV	IP68	40	75	102*50*33	0.05
RKPO-UK	CD-5	CV	100-240	50/60	>85	3-24	0.5-3	24	0.5/0.7	SELV	IP68	40	75	102*50*33	0.05
RKPO-SAA		CV	100-240	50/60	>85	3-24	0.5-3	24	0.5/0.7	SELV	IP68	40	75	102*50*33	0.05
RKPO-SL-DE-UK-AU-CV	C.V/CC		100-240	50/60	>85	12-60	1.0-8.33	100	0.9	SELV	IP67	45	75	189*63*43	0.8

# Reed Cane

## DIY kit one pull four



M16 extension cord 2M/3M/5M



# Material tube

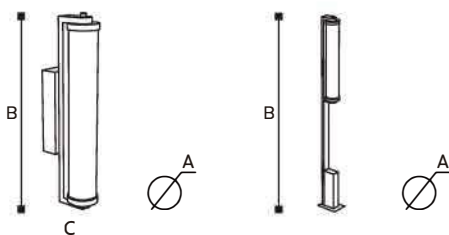

Series



# Material tube

## Series

The outer layer of the transparent acrylic tube, the inner layer of the milky white diffusion tube, and the double-layer design of the tube make the both warm and soft and crystal clear. The spiral pattern of montage, the crisscross superposition of annular patterns, the simple straight lines, and the golden diamond anti-are net pattern of the four different design options meet your various requirements for wonderful lighting. The unique product design is only to illuminate your courtyard and beautify your life.



	LAMP	A	B
YH8091005GR-AC220V	LED SMD12W	Φ55	360
YH8091006GR-AC220V	LED SMD12W	Φ55	600
YH8091007GR-AC220V	LED SMD12W	Φ55	800
YH8091007GR-AC220V	LED SMD12W	Φ55	1200
YH8091007GR-AC220V	LED SMD12W	Φ55	1500

Black
  White
  Limestone
  Ocher

LED  
**12<sup>W</sup>**

TEMPERATURE  
**2700K**  
—  
**6500K**

MAX.  
**860**  
LUMENS

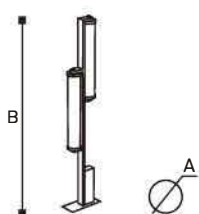
**IP65**



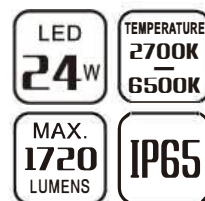
# Material tube

## Series

The outer layer of the transparent acrylic tube, the inner layer of the milky white diffusion tube, and the double-layer design of the tube make the both warm and soft and crystal clear. The spiral pattern of montage, the crisscross superposition of annular patterns, the simple straight lines, and the golden diamond anti-are net pattern of the four different design options meet your various requirements for wonderful lighting. The unique product design is only to illuminate your courtyard and beautify your life.



	LAMP	A	B
YH8091005GR-AC220V	LED SMD24W	Φ55	800
YH8091006GR-AC220V	LED SMD24W	Φ55	1000
YH8091007GR-AC220V	LED SMD24W	Φ55	1200

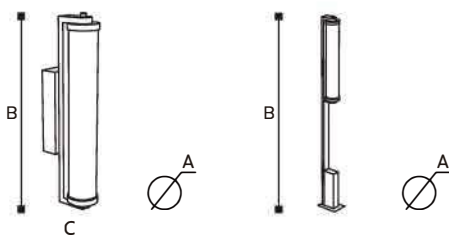



Black
  White
  Limestone
  Ocher

# Material tube

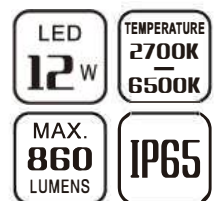
## Series

The outer layer of the transparent acrylic tube, the inner layer of the milky white diffusion tube, and the double-layer design of the tube make the both warm and soft and crystal clear. The spiral pattern of montage, the crisscross superposition of annular patterns, the simple straight lines, and the golden diamond anti-are net pattern of the four different design options meet your various requirements for wonderful lighting. The unique product design is only to illuminate your courtyard and beautify your life.



	LAMP	A	B
YH8091005GR-AC220V	LED SMD12W	Φ55	360
YH8091006GR-AC220V	LED SMD12W	Φ55	600
YH8091007GR-AC220V	LED SMD12W	Φ55	800
YH8091007GR-AC220V	LED SMD12W	Φ55	1200
YH8091007GR-AC220V	LED SMD12W	Φ55	1500

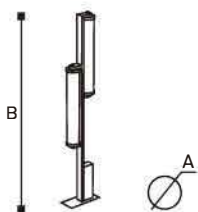
Black
  White
  Limestone
  Ocher



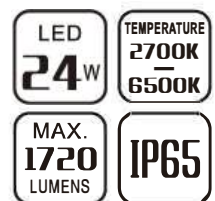
# Material tube

## Series

The outer layer of the transparent acrylic tube, the inner layer of the milky white diffusion tube, and the double-layer design of the tube make the both warm and soft and crystal clear. The spiral pattern of montage, the crisscross superposition of annular patterns, the simple straight lines, and the golden diamond anti-are net pattern of the four different design options meet your various requirements for wonderful lighting. The unique product design is only to illuminate your courtyard and beautify your life.



	LAMP	A	B
YH8091005GR-AC220V	LED SMD24W	Φ55	800
YH8091006GR-AC220V	LED SMD24W	Φ55	1000
YH8091007GR-AC220V	LED SMD24W	Φ55	1200

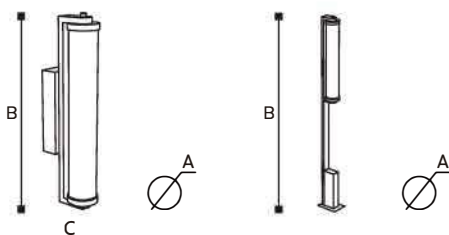


Black
  White
  Limestone
  Ocher

# Material tube

## Series

The outer layer of the transparent acrylic tube, the inner layer of the milky white diffusion tube, and the double-layer design of the tube make the both warm and soft and crystal clear. The spiral pattern of montage, the crisscross superposition of annular patterns, the simple straight lines, and the golden diamond anti-are net pattern of the four different design options meet your various requirements for wonderful lighting. The unique product design is only to illuminate your courtyard and beautify your life.



	LAMP	A	B
YH8091005GR-AC220V	LED SMD12W	Φ55	360
YH8091006GR-AC220V	LED SMD12W	Φ55	600
YH8091007GR-AC220V	LED SMD12W	Φ55	800
YH8091007GR-AC220V	LED SMD12W	Φ55	1200
YH8091007GR-AC220V	LED SMD12W	Φ55	1500

Black
  White
  Limestone
  Ocher

LED  
**12<sup>W</sup>**

TEMPERATURE  
**2700K  
—  
6500K**

MAX.  
**860**  
LUMENS

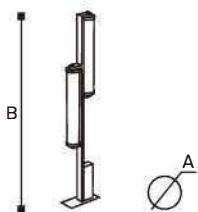
**IP65**



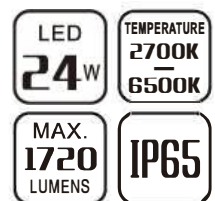
# Material tube

## Series

The outer layer of the transparent acrylic tube, the inner layer of the milky white diffusion tube, and the double-layer design of the tube make the both warm and soft and crystal clear. The spiral pattern of montage, the crisscross superposition of annular patterns, the simple straight lines, and the golden diamond anti-are net pattern of the four different design options meet your various requirements for wonderful lighting. The unique product design is only to illuminate your courtyard and beautify your life.



	LAMP	A	B
YH8091005GR-AC220V	LED SMD24W	Φ55	800
YH8091006GR-AC220V	LED SMD24W	Φ55	1000
YH8091007GR-AC220V	LED SMD24W	Φ55	1200



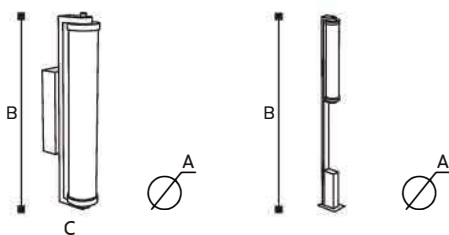
Black
  White
  Limestone
  Ocher



# Material tube

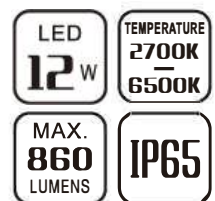
## Series

The outer layer of the transparent acrylic tube, the inner layer of the milky white diffusion tube, and the double-layer design of the tube make the both warm and soft and crystal clear. The spiral pattern of montage, the crisscross superposition of annular patterns, the simple straight lines, and the golden diamond anti-are net pattern of the four different design options meet your various requirements for wonderful lighting. The unique product design is only to illuminate your courtyard and beautify your life.



	LAMP	A	B
YH8091005GR-AC220V	LED SMD12W	Φ55	360
YH8091006GR-AC220V	LED SMD12W	Φ55	600
YH8091007GR-AC220V	LED SMD12W	Φ55	800
YH8091007GR-AC220V	LED SMD12W	Φ55	1200
YH8091007GR-AC220V	LED SMD12W	Φ55	1500

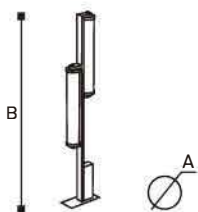
Black
  White
  Limestone
  Ocher



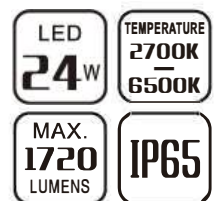
# Material tube

## Series

The outer layer of the transparent acrylic tube, the inner layer of the milky white diffusion tube, and the double-layer design of the tube make the both warm and soft and crystal clear. The spiral pattern of montage, the crisscross superposition of annular patterns, the simple straight lines, and the golden diamond anti-are net pattern of the four different design options meet your various requirements for wonderful lighting. The unique product design is only to illuminate your courtyard and beautify your life.



	LAMP	A	B
YH8091005GR-AC220V	LED SMD24W	Φ55	800
YH8091006GR-AC220V	LED SMD24W	Φ55	1000
YH8091007GR-AC220V	LED SMD24W	Φ55	1200

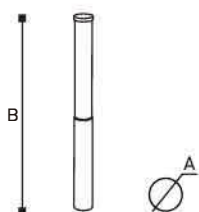



Black
  White
  Limestone
  Ocher

# Material tube

## Series

The outer layer of the transparent acrylic tube, the inner layer of the milky white diffusion tube, and the double-layer design of the tube make the both warm and soft and crystal clear. The spiral pattern of montage, the crisscross superposition of annular patterns, the simple straight lines, and the golden diamond anti-are net pattern of the four different design options meet your various requirements for wonderful lighting. The unique product design is only to illuminate your courtyard and beautify your life.



	LAMP	A	B
YH8091005GR-AC220V	LED SMD12W	Φ55	400
YH8091006GR-AC220V	LED SMD12W	Φ55	600
YH8091007GR-AC220V	LED SMD12W	Φ55	800
YH8091007GR-AC220V	LED SMD12W	Φ55	1000
YH8091007GR-AC220V	LED SMD12W	Φ55	1200

Black
  White
  Limestone
  Ocher

LED  
**12<sup>W</sup>**

TEMPERATURE  
**2700K**  
—  
**6500K**

MAX.  
**860**  
LUMENS

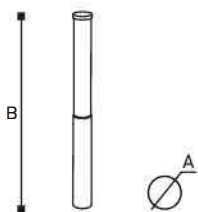
**IP65**



# Material tube

## Series

The outer layer of the transparent acrylic tube, the inner layer of the milky white diffusion tube, and the double-layer design of the tube make the both warm and soft and crystal clear. The spiral pattern of montage, the crisscross superposition of annular patterns, the simple straight lines, and the golden diamond anti-are net pattern of the four different design options meet your various requirements for wonderful lighting. The unique product design is only to illuminate your courtyard and beautify your life.



	LAMP	A	B
YH8091005GR-AC220V	LED SMD12W	Φ55	400
YH8091006GR-AC220V	LED SMD12W	Φ55	600
YH8091007GR-AC220V	LED SMD12W	Φ55	800
YH8091007GR-AC220V	LED SMD12W	Φ55	1000
YH8091007GR-AC220V	LED SMD12W	Φ55	1200

Black
  White
  Limestone
  Ocher

LED  
**12<sup>W</sup>**

TEMPERATURE  
**2700K**  
—  
**6500K**

MAX.  
**860**  
LUMENS

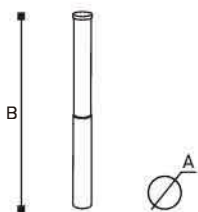
**IP65**



# Material tube

## Series

The outer layer of the transparent acrylic tube, the inner layer of the milky white diffusion tube, and the double-layer design of the tube make the both warm and soft and crystal clear. The spiral pattern of montage, the crisscross superposition of annular patterns, the simple straight lines, and the golden diamond anti-are net pattern of the four different design options meet your various requirements for wonderful lighting. The unique product design is only to illuminate your courtyard and beautify your life.



	LAMP	A	B
YH8091005GR-AC220V	LED SMD12W	Φ55	400
YH8091006GR-AC220V	LED SMD12W	Φ55	600
YH8091007GR-AC220V	LED SMD12W	Φ55	800
YH8091007GR-AC220V	LED SMD12W	Φ55	1000
YH8091007GR-AC220V	LED SMD12W	Φ55	1200

Black
  White
  Limestone
  Ocher

LED  
**12<sup>w</sup>**

TEMPERATURE  
**2700K**  
—  
**6500K**

MAX.  
**860**  
LUMENS

**IP65**



# Bright Pearl

Series

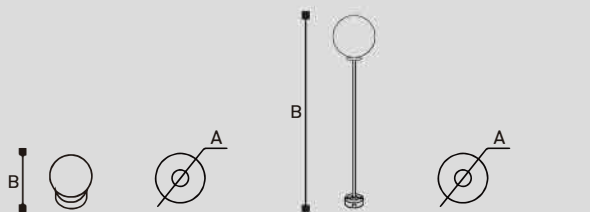



# Bright Pearl

Series



The round ball shape is as dazzling as a bright pearl at night, illuminating your courtyard environment. The white jade effect is like a night pearl, gray dot effect is like translucent stone, and the transparent glass effect is like crystal clear. Meet your various preferences to create a more wonderful lighting scene effect.



MODEL No.	LAMP	A	B
YH805044GD	LED SMD 3W	Φ120 Φ80	145
YH805046GD	LED SMD 3W	Φ120 Φ40	600
YH805047GD	LED SMD 3W	Φ120 Φ40	800
YH805048GD	LED SMD 3W	Φ120 Φ40	1200
YH805045GD	LED SMD 3W	Φ150 Φ80	175
YH805049GD	LED SMD 3W	Φ150 Φ40	600
YH805050GD	LED SMD 3W	Φ150 Φ40	800
YH805051GD	LED SMD 3W	Φ150 Φ40	1200



Φ40x15



Φ49x205



Φ43x210

DC24V  
**3W**  
SMD

TEMPERATURE  
**2700K**  
**6500K**

MAX.  
**180**  
LUMENS

**IP65**

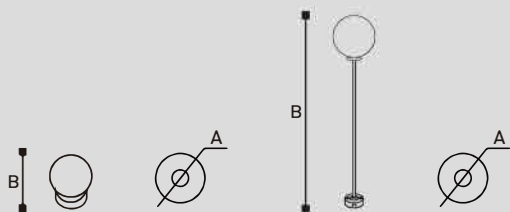

Black Limestone Ocher White

# Bright Pearl

Series



The round ball shape is as dazzling as a bright pearl at night, illuminating your courtyard environment. The white jade effect is like a night pearl, gray dot effect is like translucent stone, and the transparent glass effect is like crystal clear. Meet your various preferences to create a more wonderful lighting scene effect.



MODEL No.	LAMP	A	B
YH805344GD	LED SMD 3W	Φ120 Φ80	145
YH805346GD	LED SMD 3W	Φ120 Φ40	600
YH805347GD	LED SMD 3W	Φ120 Φ40	800
YH805348GD	LED SMD 3W	Φ120 Φ40	1200
YH805345GD	LED SMD 3W	Φ150 Φ80	175
YH805349GD	LED SMD 3W	Φ150 Φ40	600
YH805350GD	LED SMD 3W	Φ150 Φ40	800
YH805351GD	LED SMD 3W	Φ150 Φ40	1200



Φ40x15



Φ49x205



Φ43x210

DC24V  
**3W**  
SMD

TEMPERATURE  
**2700K**  
**6500K**

MAX.  
**180**  
LUMENS

**IP65**

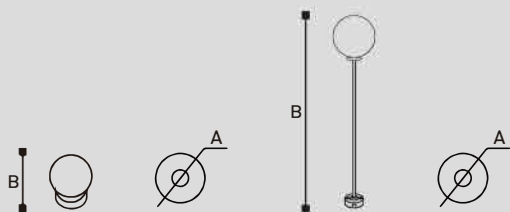
Black Limestone Ocher White

# Bright Pearl

Series



The round ball shape is as dazzling as a bright pearl at night, illuminating your courtyard environment. The white jade effect is like a night pearl, gray dot effect is like translucent stone, and the transparent glass effect is like crystal clear. Meet your various preferences to create a more wonderful lighting scene effect.



MODEL No.	LAMP	A	B
YH805544GD	LED SMD 3W	Φ120 Φ80	145
YH805546GD	LED SMD 3W	Φ120 Φ40	600
YH805547GD	LED SMD 3W	Φ120 Φ40	800
YH805548GD	LED SMD 3W	Φ120 Φ40	1200
YH805545GD	LED SMD 3W	Φ150 Φ80	175
YH805549GD	LED SMD 3W	Φ150 Φ40	600
YH805550GD	LED SMD 3W	Φ150 Φ40	800
YH805551GD	LED SMD 3W	Φ150 Φ40	1200



DC24V <b>3W</b> SMD	TEMPERATURE <b>2700K</b> <b>6500K</b>
MAX. <b>180</b> LUMENS	<b>IP65</b>




Black
  Limestone
  Ocher
  White

# Sunflower

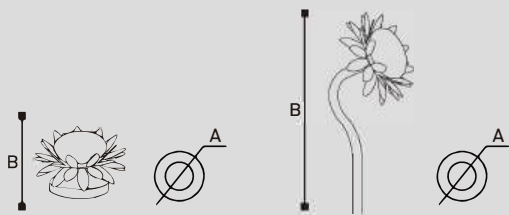
Series



# Sunflower Series



Sunflower is a symbol of faith, glory, arrogance, loyalty, and admiration, and it is also a plant that many people love. Planting sunflow with phototropism in your courtyard can satisfy your yearning for vitality and create a more wonderful lighting scene effect.



MODEL No.	LAMP	A	B
YH805040GD	LED SMD 3W	Φ125 Φ80	90
YH805041GD	LED SMD 3W	Φ125 Φ40	600
YH805042GD	LED SMD 3W	Φ125 Φ40	800
YH805043GD	LED SMD 3W	Φ125 Φ40	1200
YH805340GD	LED SMD 3W	Φ160 Φ80	90
YH805341GD	LED SMD 3W	Φ160 Φ40	600
YH805342GD	LED SMD 3W	Φ160 Φ40	800
YH805343GD	LED SMD 3W	Φ160 Φ40	1200



Φ40x15



Φ49x205



Φ43x210

DC24V  
**3W**  
SMD

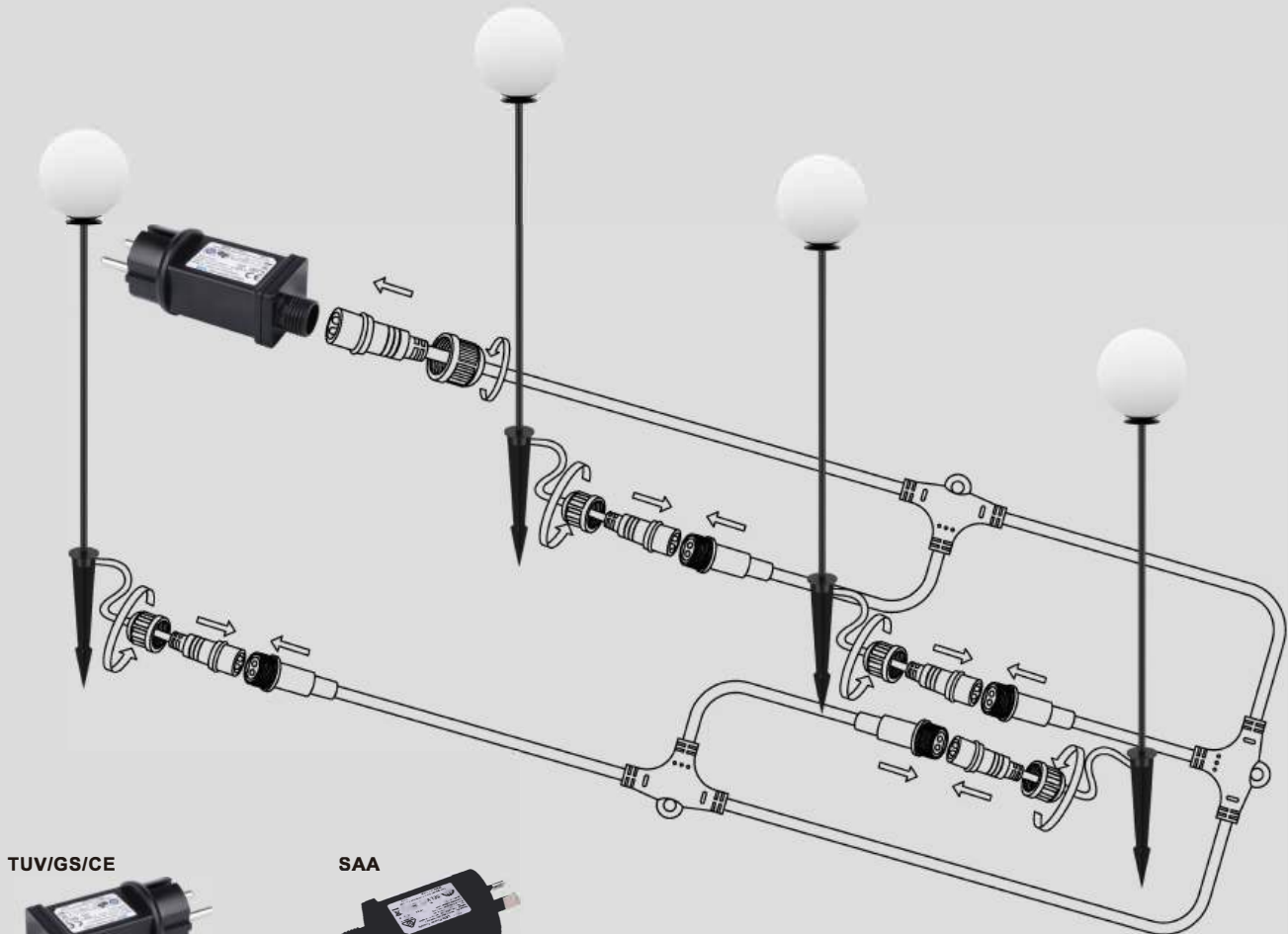
TEMPERATURE  
**2700K**  
**6500K**

MAX.  
**200**  
LUMENS

**IP65**

Black Green Limestone Ocher Goldens

# Bright Pearl Sunflower DIY kit one pull four



TUV/GS/CE



SAA



UL/CUL



M16 extension cord 2M/3M/5M



TUV/UKCA



PSE



Model No.	Working Mode	Input Voltage	Input Frequency	Efficiency full load (%)	Output voltage (V)	Current Range (A)	Rated Power (W)	Power Factor (cos/c)	Isolation	IP Grade	Temp ta(°C)	Max.casing temperature tc(°C)	Dimension (mm)	Weight (kg)	
RKPO-UL	IP44	CV	100-240	50/60	>80	3-40	0.1-2.1	12	0.5/0.7	SELV	IP44	40	75	57*38*30	0.045
RKPO-DE	IP44	CV	100-240	50/60	>80	3-40	0.1-2.1	12	0.5/0.7	SELV	IP44	40	75	57*38*30	0.045
RKPO-UK		CV	100-240	50/60	>80	3-40	0.1-2.1	12	0.5/0.7	SELV	IP20	40	75	58*48*30	0.045
RKPO-EU	IP44	CV	100-240	50/60	>80	3-40	0.1-2.1	12	0.5/0.7	SELV	IP44	40	75	59*42*30	0.045
RKPO-JP		CV	100-240	50/60	>80	3-40	0.1-2.1	12	0.5/0.7	SELV	IP20	40	75	57*38*30	0.045

# Bright Pearl Sunflower DIY kit one pull four



IP 68 waterproof

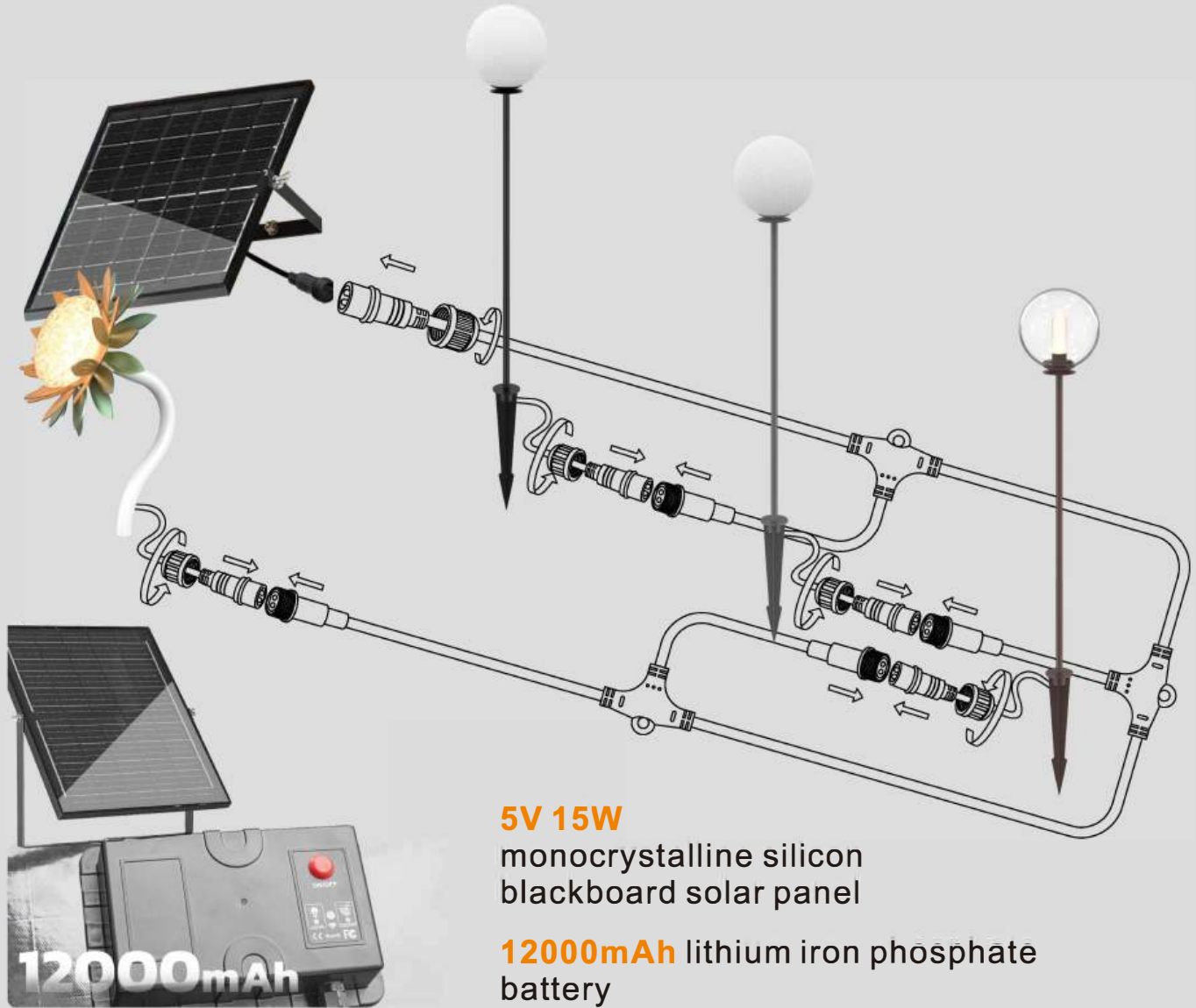
IP 67 waterproof

M16 extension cord 2M/3M/5M



Model No.	Working Mode	Input Voltage	Input Frequency	Efficiency full load (%)	Output voltage (V)	Current Range (A)	Rated Power (W)	Power Factor (cos/c)	Isolation	IP Grade	Temp ta(°C)	Max.casing temperature tc(°C)	Dimension (mm)	Weight (kg)	
RKPO-UL	CD-5	CV	100-240	50/60	>85	3-24	0.5-3	24	0.5/0.7	SELV	IP68	40	75	102*50*33	0.05
RKPO-EU	CD-5	CV	100-240	50/60	>85	3-24	0.5-3	24	0.5/0.7	SELV	IP68	40	75	102*50*33	0.05
RKPO-UK	CD-5	CV	100-240	50/60	>85	3-24	0.5-3	24	0.5/0.7	SELV	IP68	40	75	102*50*33	0.05
RKPO-SAA		CV	100-240	50/60	>85	3-24	0.5-3	24	0.5/0.7	SELV	IP68	40	75	102*50*33	0.05
RKPO-SL-DE-UK-AU-CV	C.V/CC		100-240	50/60	>85	12-60	1.0-8.33	100	0.9	SELV	IP67	45	75	189*63*43	0.8

# Bright Pearl Sunflower DIY kit one pull four



M16 extension cord 2M/3M/5M



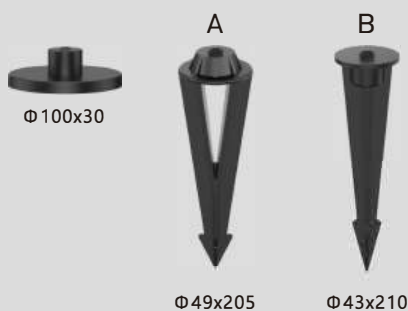
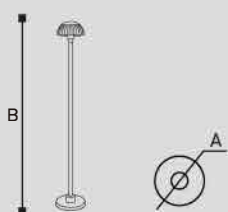
# Mushroom Cap

Series



# Mushroom Cap Series

The simple and elegant mushroom-shaped design, combined with the independent spotlight in the shape of a lotus bud. With the 15° swivel function at any angle around the periphery, it can expand the illumination range according to different surrounding environments, meeting the needs of key lighting in the courtyard and creating a soft umbrella-shaped lighting effect, making the beautiful courtyard lighting clearer and brighter.



<b>3W</b> SMD	TEMPERATURE <b>2700K</b> <b>6500K</b>
MAX. <b>200</b> LUMENS	<b>IP65</b>

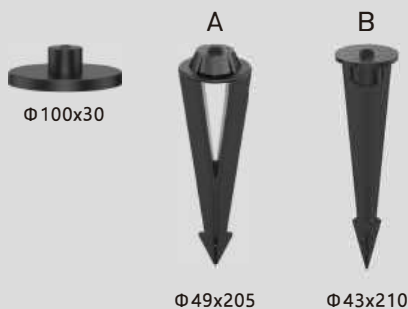
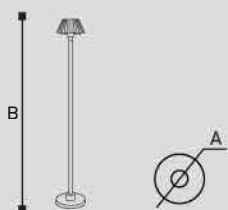
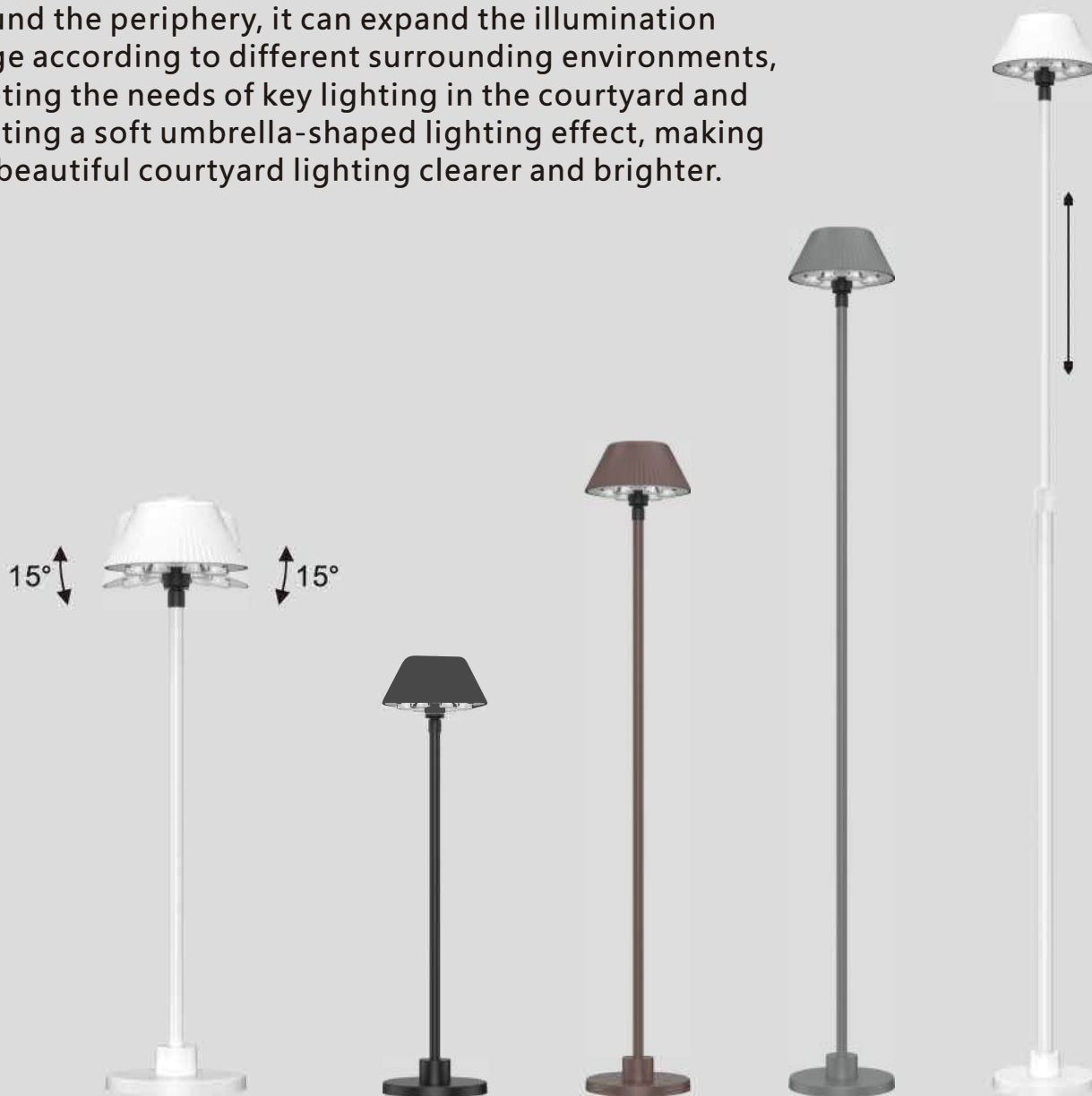
MODEL No.	LAMP	A	B
YH805019GD	LED SMD 3W	Φ95 Φ100	418
YH805022GD	LED SMD 3W	Φ95 Φ100	618
YH805023GD	LED SMD 3W	Φ95 Φ100	818
YH805052GD	LED SMD 3W	Φ95 Φ100	678-1208

AC110-240V/DC24V

Black
  Green
  Limestone
  Ocher

# Mushroom Cap Series

The simple and elegant mushroom-shaped design, combined with the independent spotlight in the shape of a lotus bud. With the 15° swivel function at any angle around the periphery, it can expand the illumination range according to different surrounding environments, meeting the needs of key lighting in the courtyard and creating a soft umbrella-shaped lighting effect, making the beautiful courtyard lighting clearer and brighter.



3W SMD	TEMPERATURE 2700K 6500K
MAX. 200 LUMENS	IP65

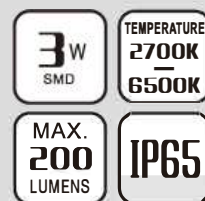
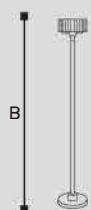
MODEL No.	LAMP	A	B
YH805020GD	LED SMD 3W	Φ 100	418
YH805024GD	LED SMD 3W	Φ 100	618
YH805025GD	LED SMD 3W	Φ 100	818
YH805053GD	LED SMD 3W	Φ 100	678-1208

AC110-240V/DC24V

Black Green Limestone Ocher

# Mushroom Cap Series

The simple and elegant mushroom-shaped design, combined with the independent spotlight in the shape of a lotus bud. With the 15° swivel function at any angle around the periphery, it can expand the illumination range according to different surrounding environments, meeting the needs of key lighting in the courtyard and creating a soft umbrella-shaped lighting effect, making the beautiful courtyard lighting clearer and brighter.



MODEL No.	LAMP	A	B
YH805021GD	LED SMD 3W	Φ92 Φ100	418
YH805026GD	LED SMD 3W	Φ92 Φ100	618
YH805027GD	LED SMD 3W	Φ92 Φ100	818
YH805054GD	LED SMD 3W	Φ92 Φ100	678-1208

AC110-240V/DC24V

Black Green Limestone Ocher

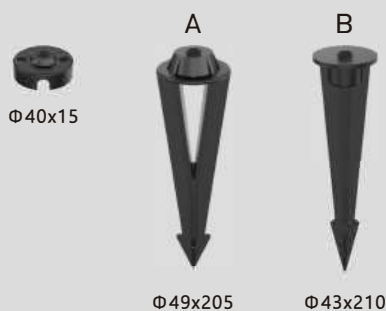
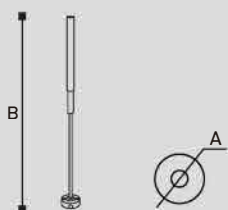
Reed Cane  
Series



# Reed Cane Mini Series



A variety of rich and diverse reed lamp head shapes can be selected according to personal preferences and scene needs, DIY a variety of high and low staggered romantic, combined with a variety of courtyard styles and banquet needs of decoration, to create a more wonderful lighting scene effect.



DC24V <b>2W</b> SMD	TEMPERATURE <b>2700K</b> <b>6500K</b>
MAX. <b>120</b> LUMENS	<b>IP65</b>

MODEL No.	LAMP	A	B
YH805151GD	LED SMD 2W	Φ15 Φ40	400
YH805152GD	LED SMD 2W	Φ15 Φ40	600
YH805153GD	LED SMD 2W	Φ15 Φ40	800
YH805154GD	LED SMD 2W	Φ15 Φ40	1000
YH805155GD	LED SMD 2W	Φ15 Φ40	1200

Black
  Green
  Limestone
  Ocher
  Goldens

# Reed Cane Mini

Series



Sanded reed



Bamboo reed



Bubble reed

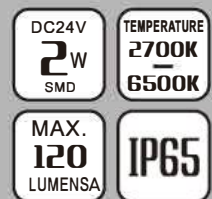


Heartwood reed



Typha grass

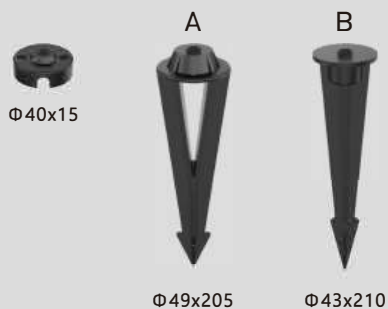
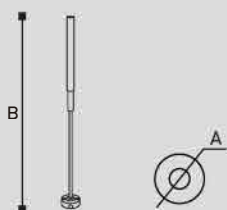

MINI series reed stem lights, five different shapes of acrylic reed light heads to choose from, suitable for various scene decoration and aesthetics design needs, to dress the most wonderful lighting scene effect in your heart.



# Reed Cane Economic Series



A variety of rich and diverse reed lamp head shapes can be selected according to personal preferences and scene needs, DIY a variety of high and low staggered romantic, combined with a variety of courtyard styles and banquet needs of decoration, to create a more wonderful lighting scene effect.



DC24V <b>3</b> W SMD	TEMPERATURE <b>2700K</b> <b>6500K</b>
MAX. <b>180</b> LUMENS	<b>IP65</b>

MODEL No.	LAMP	A	B
YH805201GD	LED SMD 3W	Φ20 Φ40	400
YH805202GD	LED SMD 3W	Φ20 Φ40	600
YH805203GD	LED SMD 3W	Φ20 Φ40	800
YH805204GD	LED SMD 3W	Φ20 Φ40	1000
YH805205GD	LED SMD 3W	Φ20 Φ40	1200

Black
  Green
  Limestone
  Ocher
  Golden

# Reed Cane Economic Series



Sanded reed



Bamboo reed



Bubble reed

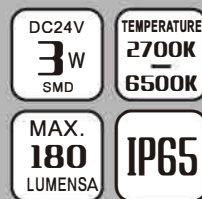


Heartwood reed



Typha grass

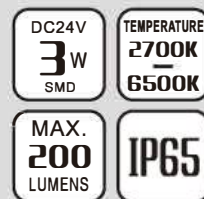
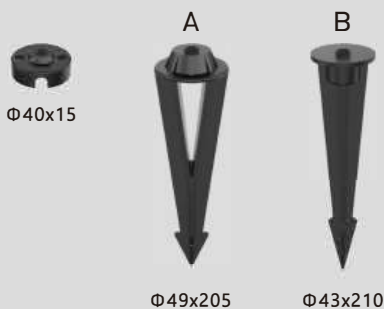
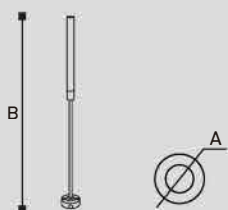
Economic series reed stem lights, five different shapes of acrylic reed light heads to choose from, suitable for various scene decoration and aesthetics design needs, to dress the most wonderful lighting scene effect in your heart.



# Reed Cane Standard Series



A variety of rich and diverse reed lamp head shapes can be selected according to personal preferences and scene needs, DIY a variety of high and low staggered romantic, combined with a variety of courtyard styles and banquet needs of decoration, to create a more wonderful lighting scene effect.



MODEL No.	LAMP	A	B
YH805251GD	LED SMD 3W	$\Phi 25 \Phi 40$	400
YH805252GD	LED SMD 3W	$\Phi 25 \Phi 40$	600
YH805253GD	LED SMD 3W	$\Phi 25 \Phi 40$	800
YH805254GD	LED SMD 3W	$\Phi 25 \Phi 40$	1000
YH805255GD	LED SMD 3W	$\Phi 25 \Phi 40$	1200

Black
  Green
  Limestone
  Ocher
  Golden

# Reed Cane Standard Series



Sanded reed



Bamboo reed



Bubble reed



Heartwood reed



Typha grass



Sanded sphere



Bubble sphere



Honeycomb sphere

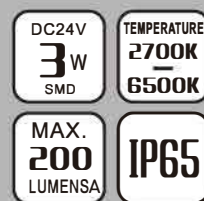


Honeycomb eggs



Honeycomb Tower

Standard series reed stem lights, ten different shapes of acrylic reed light heads to choose from, suitable for various scene decoration and aesthetics design needs, to dress the most wonderful lighting scene effect in your heart.



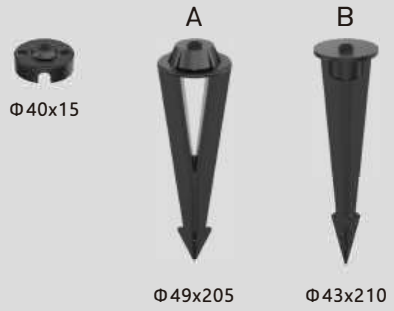
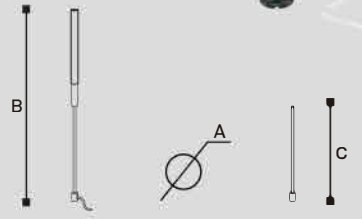
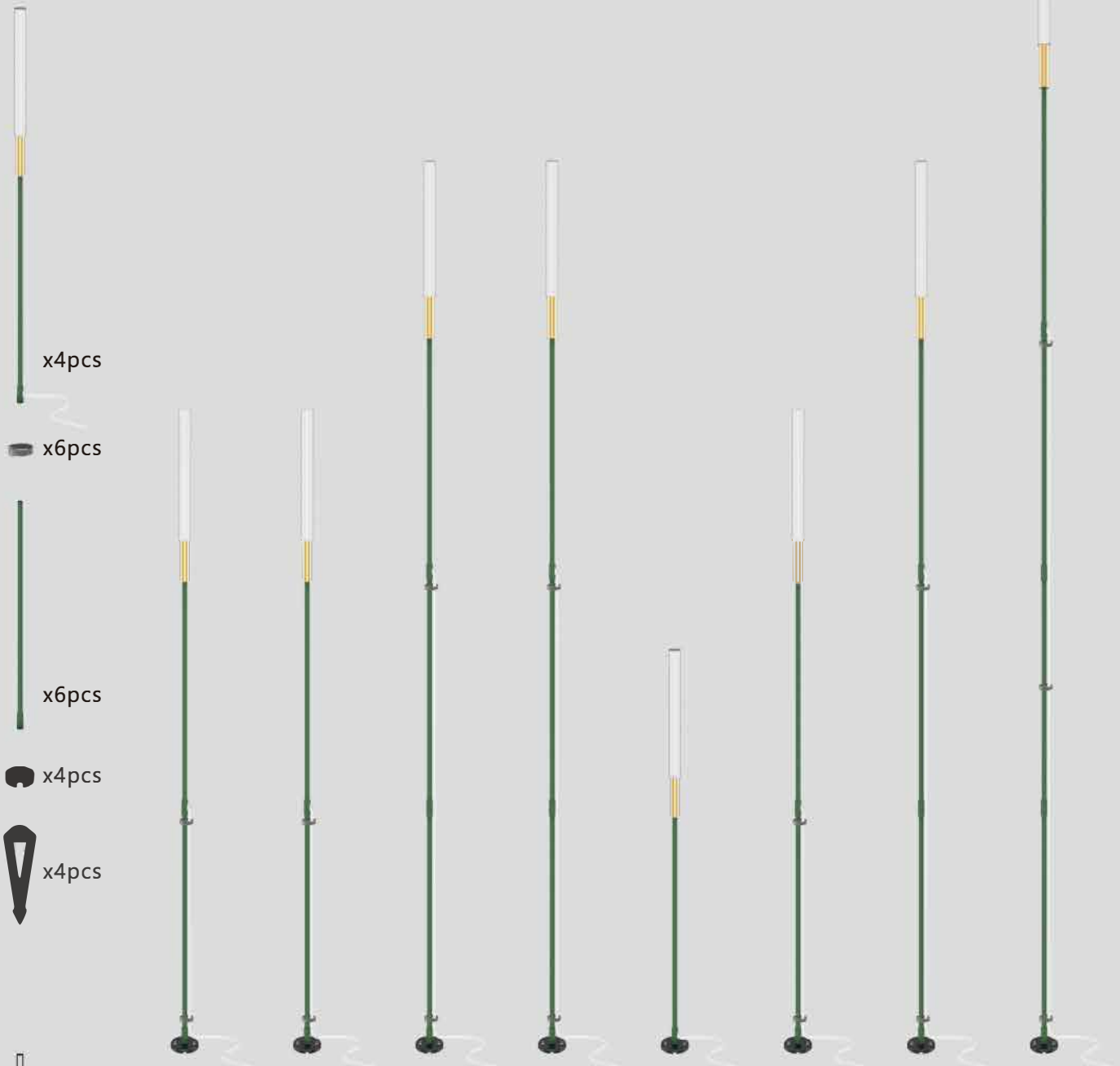
# Reed Cane DIY

*Series*

DIY kit series, with different length of support rod combination, can get four different heights of lamp body according to different scene needs, more flexible and smart to your courtyard lighting scene. Reduce the number of product inventory at the same time, and form a group DIY quick connection effect.



# Reed Cane DIY Mini Series



DC24V  
**2W**  
SMD

TEMPERATURE  
**2700K**  
**6500K**

MAX.  
**120**  
LUMENS

**IP65**

MODEL No.	LAMP	A	B	C
YH8058151KD	LED SMD 2W	Φ 15	505	0
YH8058152KD	LED SMD 2W	Φ 15	800	295x1pcs
YH8058153KD	LED SMD 2W	Φ 15	1095	295x2pcs
YH8058154KD	LED SMD 2W	Φ 15	1390	295x3pcs

Black Green Limestone Ocher Golden

# Reed Cane DIY Mini Series



Sanded reed



Bamboo reed



Bubble reed

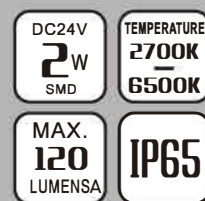


Heartwood reed

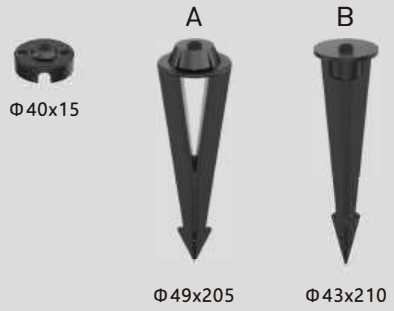
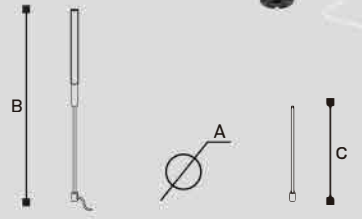
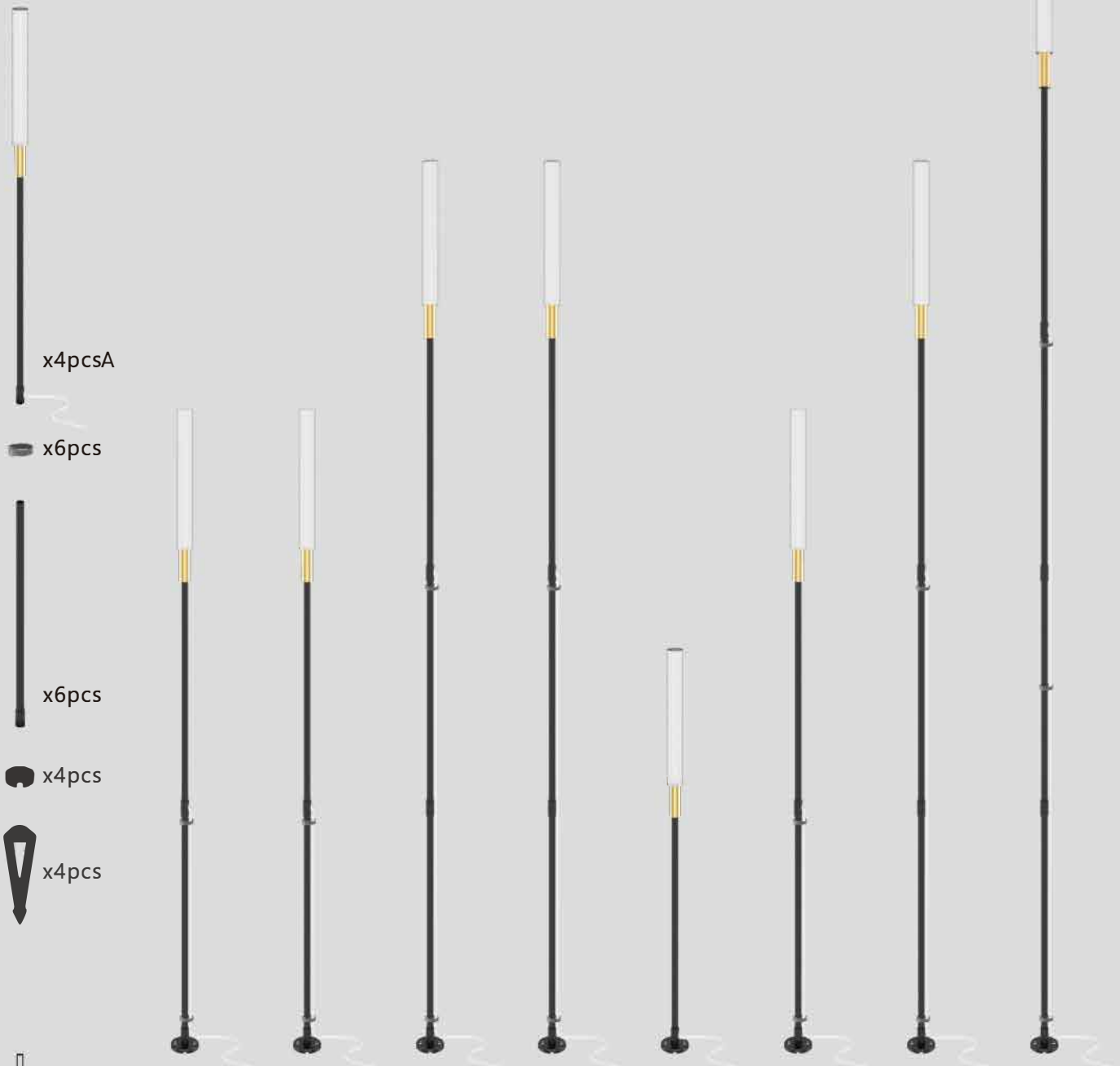


Typha grass

MINI series reed stem lights, five different shapes of acrylic reed light heads to choose from, suitable for various scene decoration and aesthetics design needs, to dress the most wonderful lighting scene effect in your heart.



# Reed Cane DIY Economic Series



DC24V  
**3W**  
SMD

TEMPERATURE  
**2700K**  
**6500K**

MAX.  
**180**  
LUMENS

**IP65**

MODEL No.	LAMP	A	B	C
YH8058201KD	LED SMD 3W	Φ20	505	0
YH8058202KD	LED SMD 3W	Φ20	800	295x1pcs
YH8058203KD	LED SMD 3W	Φ20	1095	295x2pcs
YH8058204KD	LED SMD 3W	Φ20	1390	295x3pcs

Black
  Green
  Limestone
  Ocher
  Golden

# Reed Cane DIY Economic Series



Sanded reed



Bamboo reed



Bubble reed

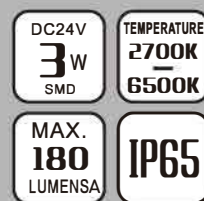


Heartwood reed

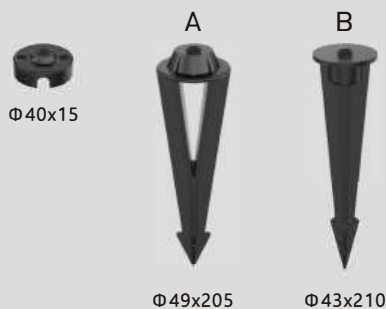
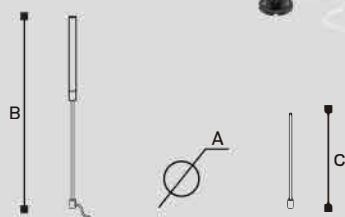



Typha grass

Economic series reed stem lights, five different shapes of acrylic reed light heads to choose from, suitable for various scene decoration and aesthetics design needs, to dress the most wonderful lighting scene effect in your heart.



# Reed Cane DIY Standard Series



DC24V <b>3W</b> SMD	TEMPERATURE <b>2700K</b> <b>6500K</b>
MAX. <b>200</b> LUMENS	<b>IP65</b>

MODEL No.	LAMP	A	B	C
YH8058251KD	LED SMD 3W	Ø25	505	0
YH8058252KD	LED SMD 3W	Ø25	800	295x1pcs
YH8058253KD	LED SMD 3W	Ø25	1095	295x2pcs
YH8058254KD	LED SMD 3W	Ø25	1390	295x3pcs

Black
  Green
  Limestone
  Ocher
  Golden

# Reed Cane DIY Standard Series



Sanded reed



Bamboo reed



Bubble reed



Heartwood reed



Typha grass



Sanded sphere



Bubble sphere



Honeycomb sphere

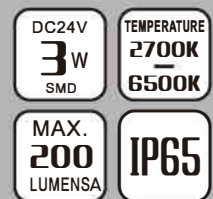


Honeycomb eggs



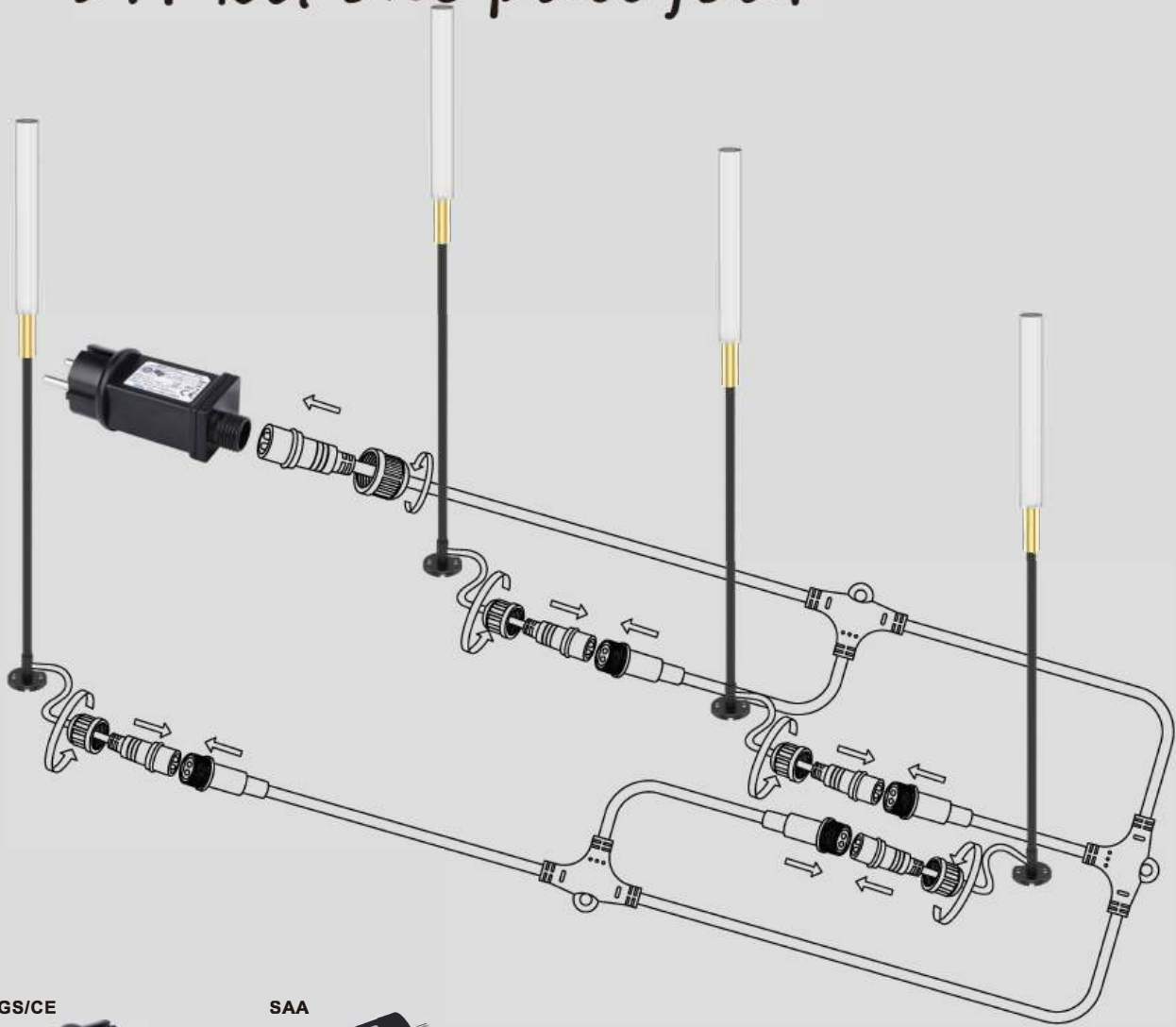
Honeycomb Tower

Standard series reed stem lights, ten different shapes of acrylic reed light heads to choose from, suitable for various scene decoration and aesthetics design needs, to dress the most wonderful lighting scene effect in your heart.



# Reed Cane

## DIY kit one pull four



TUV/GS/CE



SAA



UL/CUL



M16 extension cord 2M/3M/5M



TUV/UKCA



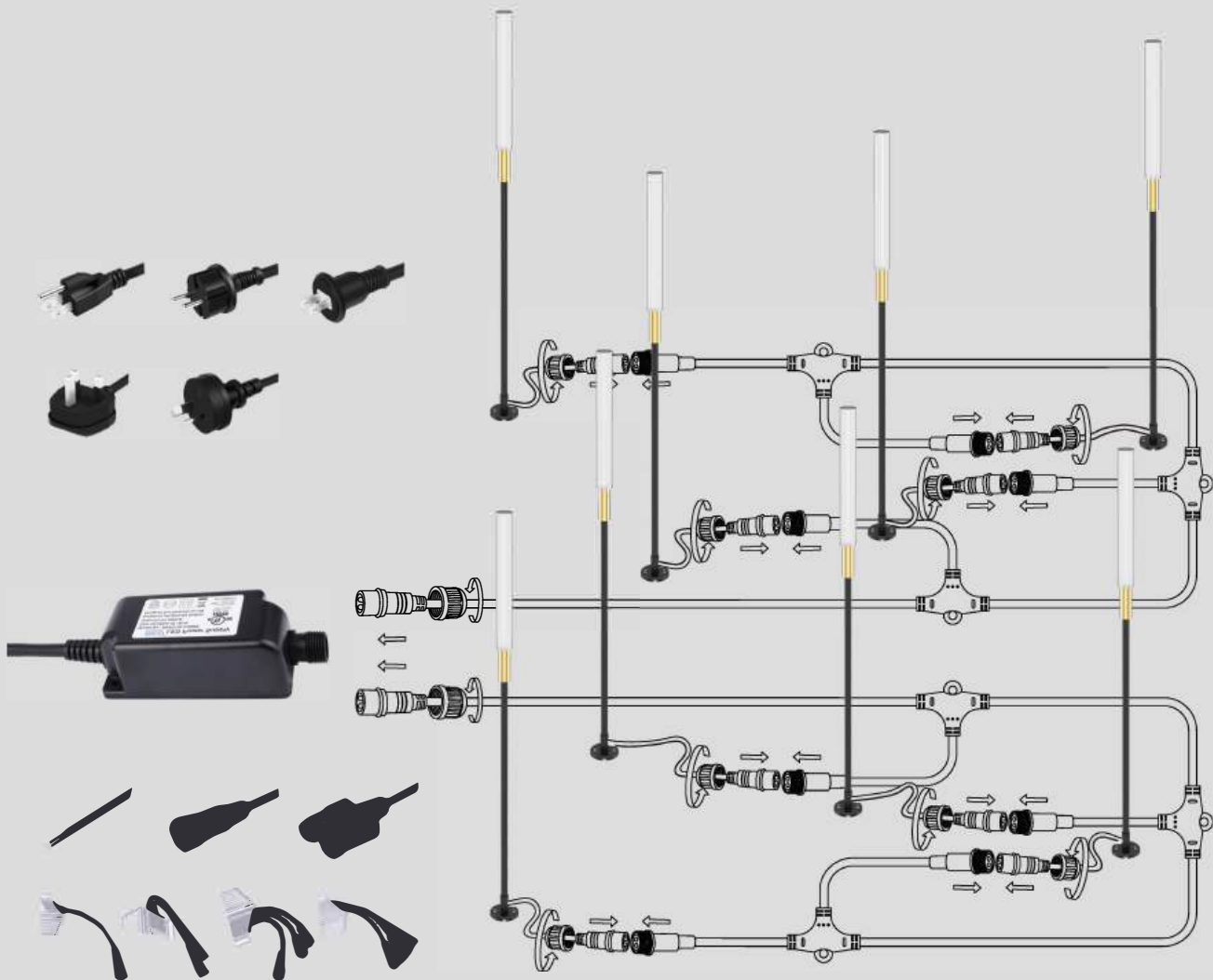
PSE



Model No.	Working Mode	Input Voltage	Input Frequency	Efficiency full load (%)	Output voltage (V)	Current Range (A)	Rated Power (W)	Power Factor (cos/c)	Isolation	IP Grade	Temp ta(°C)	Max.casing temperature tc(°C)	Dimension (mm)	Weight (kg)	
RKPO-UL	IP44	CV	100-240	50/60	>80	3-40	0.1-2.1	12	0.5/0.7	SELV	IP44	40	75	57*38*30	0.045
RKPO-DE	IP44	CV	100-240	50/60	>80	3-40	0.1-2.1	12	0.5/0.7	SELV	IP44	40	75	57*38*30	0.045
RKPO-UK		CV	100-240	50/60	>80	3-40	0.1-2.1	12	0.5/0.7	SELV	IP20	40	75	58*48*30	0.045
RKPO-EU	IP44	CV	100-240	50/60	>80	3-40	0.1-2.1	12	0.5/0.7	SELV	IP44	40	75	59*42*30	0.045
RKPO-JP		CV	100-240	50/60	>80	3-40	0.1-2.1	12	0.5/0.7	SELV	IP20	40	75	57*38*30	0.045

# Reed Cane

## DIY kit one pull four



IP 68 waterproof

IP 67 waterproof

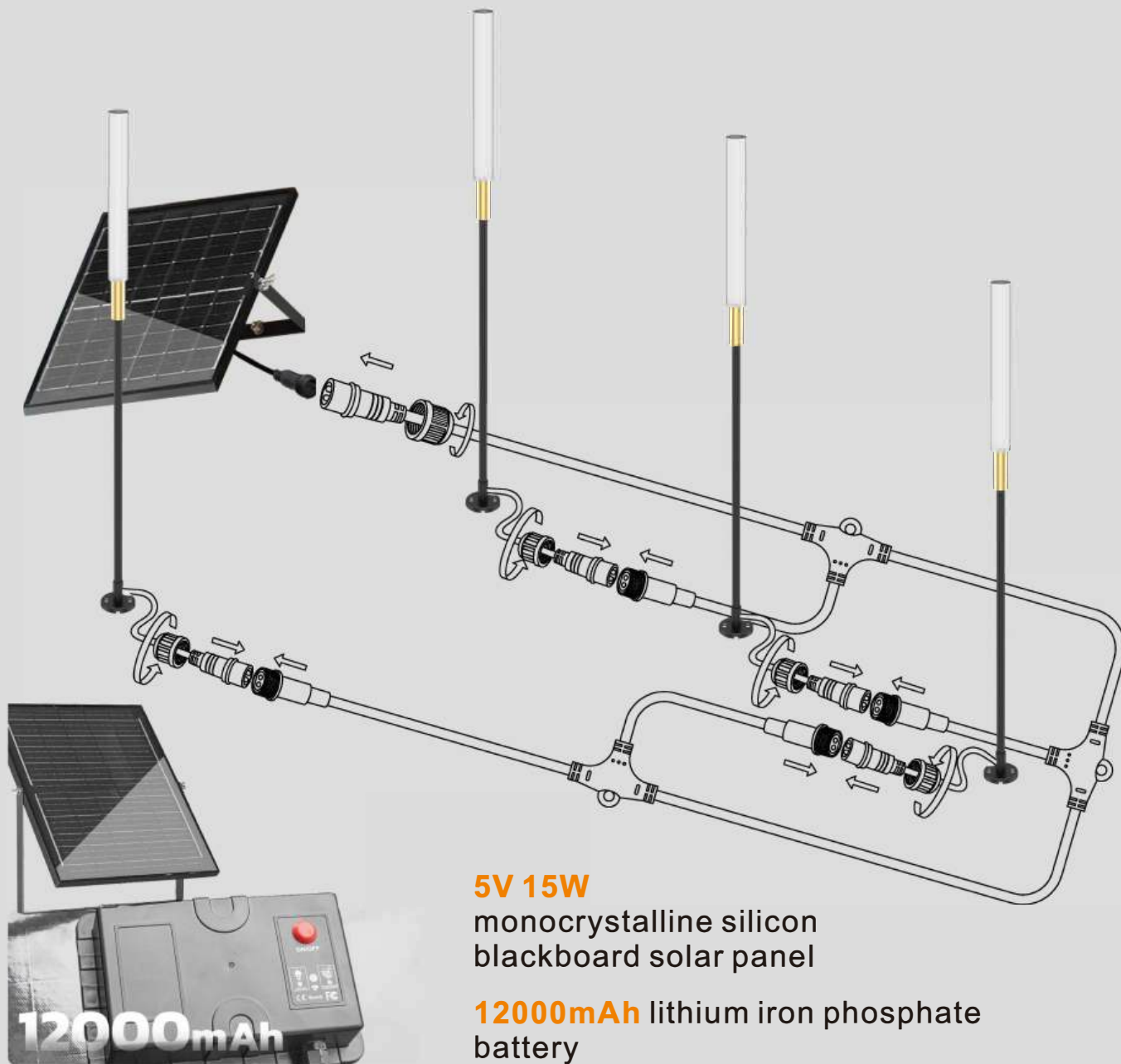
M16 extension cord 2M/3M/5M



Model No.	Working Mode	Input Voltage	Input Frequency	Efficiency full load (%)	Output voltage (V)	Current Range (A)	Rated Power (W)	Power Factor (cos/c)	Isolation	IP Grade	Temp ta(°C)	Max.casing temperature tc(°C)	Dimension (mm)	Weight (kg)	
RKPO-UL	CD-5	CV	100-240	50/60	>85	3-24	0.5-3	24	0.5/0.7	SELV	IP68	40	75	102*50*33	0.05
RKPO-EU	CD-5	CV	100-240	50/60	>85	3-24	0.5-3	24	0.5/0.7	SELV	IP68	40	75	102*50*33	0.05
RKPO-UK	CD-5	CV	100-240	50/60	>85	3-24	0.5-3	24	0.5/0.7	SELV	IP68	40	75	102*50*33	0.05
RKPO-SAA		CV	100-240	50/60	>85	3-24	0.5-3	24	0.5/0.7	SELV	IP68	40	75	102*50*33	0.05
RKPO-SL-DE-UK-AU-CV	C.V/CC		100-240	50/60	>85	12-60	1.0-8.33	100	0.9	SELV	IP67	45	75	189*63*43	0.8

# Reed Cane

## DIY kit one pull four



M16 extension cord 2M/3M/5M



# Jade Loop

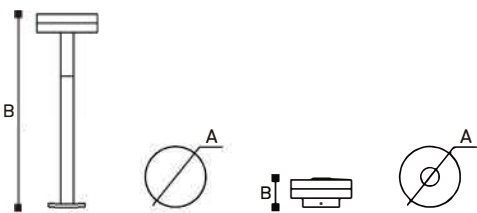
Series



# Jade Loop

## Series

The thickened glass is crystal clear and sparkling, the matte glass with cloud texture is soft like marble, the simple shape design is beautiful and generous, the lawn light has bright lighting effects on the side and below, and the wall light like a jade hoop can illuminate the surroundings and beautify the environment at the same time. Illuminate your courtyard and beautify your life.



	LAMP	A	B
YH807001FP	LED SMD15W	Φ 165	400
YH807002FP	LED SMD15W	Φ 165	600
YH807003FP	LED SMD15W	Φ 165	800
YH807004CW	LED SMD15W	Φ 165	85

LED <b>10W</b>	TEMPERATURE <b>2700K</b> — <b>6500K</b>
MAX. <b>800</b> LUMENS	<b>IP65</b>

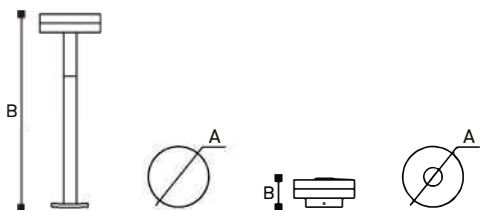
- Black
- White
- Grey
- Ocher
- Limestone
- Green
- Flash silver



# Jade Loop

## Series

The thickened glass is crystal clear and sparkling, the matte glass with cloud texture is soft like marble, the simple shape design is beautiful and generous, the lawn light has bright lighting effects on the side and below, and the wall light like a jade hoop can illuminate the surroundings and beautify the environment at the same time. Illuminate your courtyard and beautify your life.



	LAMP	A	B
YH807001FP	LED SMD15W	Φ 165	400
YH807002FP	LED SMD15W	Φ 165	600
YH807003FP	LED SMD15W	Φ 165	800
YH807004CW	LED SMD15W	Φ 165	85

LED <b>10W</b>	TEMPERATURE <b>2700K</b> — <b>6500K</b>
MAX. <b>800</b> LUMENS	<b>IP65</b>

- Black
- White
- Grey
- Ocher
- Limestone
- Green
- Flash silver

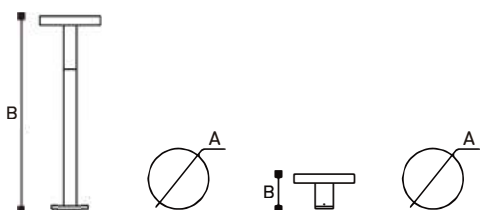

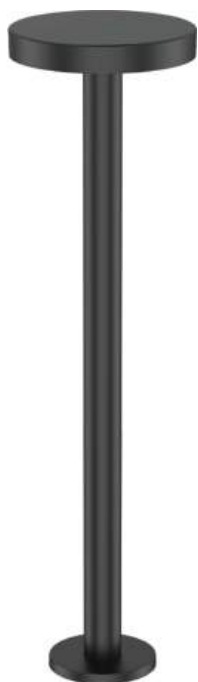


# Round moonlight *series*



# Round moonlight Series

Every night, the moon shines brightly, especially when it is full, it is as soft as jade and mysterious. The downward light of the lawn path is as bright as the moonlight, and the wall light is as mottled and mysterious as the moon. Illuminate your courtyard and beautify your life.



	LAMP	A	B
YH807001FP	LED SMD15W	Φ 165	400
YH807002FP	LED SMD15W	Φ 165	600
YH807003FP	LED SMD15W	Φ 165	800
YH807004CW	LED SMD15W	Φ 165	100

LED  
**10W**

TEMPERATURE  
**2700K**  
—  
**6500K**


MAX.  
**800**  
LUMENS

**IP65**

- Black
- White
- Grey
- Ocher
- Limestone
- Green
- Flash silver



*Jade Loop*  
Series



**TEMPERED FLAT**



**CRYSTAL**


**CLOUDS**

**GLASS**

**WALL LIGHTS**

# LineLume

Series




806023WM	L410*W60*E60MM	10W (DC24V)
806024WM	L610*W60*E60MM	15W (DC24V)
806025WM	L810*W60*E60MM	20W (DC24V)
806026WM	L1010*W60*E60MM	25W (DC24V)
806027WM	L1210*W60*E60MM	28W (DC24V)
806028WM	L1510*W60*E60MM	36W (DC24V)
806029WM	L1810*W60*E60MM	45W (DC24V)

806030WM	L410*W60*E60MM	8W (AC220-240V)
806031WM	L610*W60*E60MM	12W (AC220-240V)
806032WM	L810*W60*E60MM	16W (AC220-240V)
806033WM	L1010*W60*E60MM	20W (AC220-240V)
806034WM	L1210*W60*E60MM	24W (AC220-240V)
806035WM	L1510*W60*E60MM	30W (AC220-240V)
806036WM	L1810*W60*E60MM	36W (AC220-240V)

- SMD 2835 3000K CRI≥80
- Sand Black/Gray/Ochre
- IP66


M682

CE RoHS CB



# LineLume


Series



806023WM	L410*W60*E60MM	10W (DC24V)
806024WM	L610*W60*E60MM	15W (DC24V)
806025WM	L810*W60*E60MM	20W (DC24V)
806026WM	L1010*W60*E60MM	25W (DC24V)
806027WM	L1210*W60*E60MM	28W (DC24V)
806028WM	L1510*W60*E60MM	36W (DC24V)
806029WM	L1810*W60*E60MM	45W (DC24V)


806030WM	L410*W60*E60MM	8W (AC220-240V)
806031WM	L610*W60*E60MM	12W (AC220-240V)
806032WM	L810*W60*E60MM	16W (AC220-240V)
806033WM	L1010*W60*E60MM	20W (AC220-240V)
806034WM	L1210*W60*E60MM	24W (AC220-240V)
806035WM	L1510*W60*E60MM	30W (AC220-240V)
806036WM	L1810*W60*E60MM	36W (AC220-240V)

- SMD 2835 3000K CRI≥80
- Sand Black/Gray/Ochre
- IP66



M682

CE NSW UK CB RoHS



# Magic Cube

Series

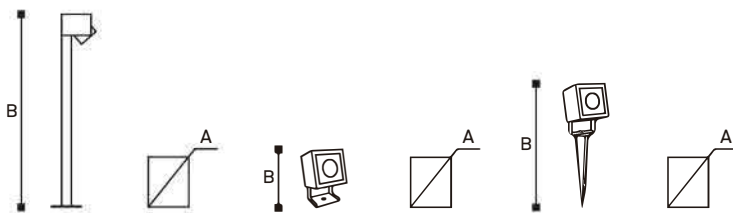



001

# Magic Cube

Series

A cube with multiple faces has a concise shape, which can adjust the angle according to the distance and width of the courtyard path, so that the range of can achieve the best effect. With the ticking sound of the machine turning, it illuminates the direction and place you want to illuminate. Illuminate your courtyard and beautify your life.



	LAMP	A	B
YH801012GW	LED COB 10W	80x80	120
YH801012GR	LED COB 10W	80x80	380
YH807006FP	LED COB 10W	90x120	400
YH807008FP	LED COB 10W	90x120	600
YH807010FP	LED COB 10W	90x120	800

- Black
  White
  Grey
  Ocher
  Limestone
  Green
  Flash silver

LED  
**10W**

TEMPERATURE  
**2700K**  
—  
**6500K**

MAX.  
**680**  
LUMENS

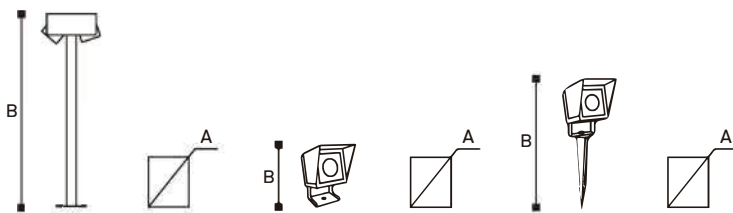
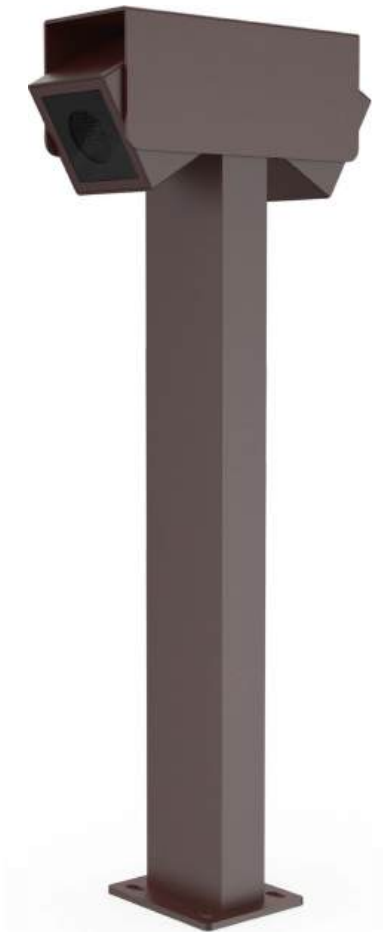
**IP65**



# Magic Cube

Series

A cube with multiple faces has a concise shape, which can adjust the angle according to the distance and width of the courtyard path, so that the range of can achieve the best effect. With the ticking sound of the machine turning, it illuminates the direction and place you want to illuminate. Illuminate your courtyard and beautify your life.



	LAMP	A	B
YH801013GW	LED COB 10W	85x110	120
YH801013GR	LED COB 10W	85x110	380
YH807007FP	LED COB 20W	90x200	400
YH807009FP	LED COB 20W	90x200	600
YH807011FP	LED COB 20W	90x200	800

- Black
- White
- Grey
- Ocher
- Limestone
- Green
- Flash silver

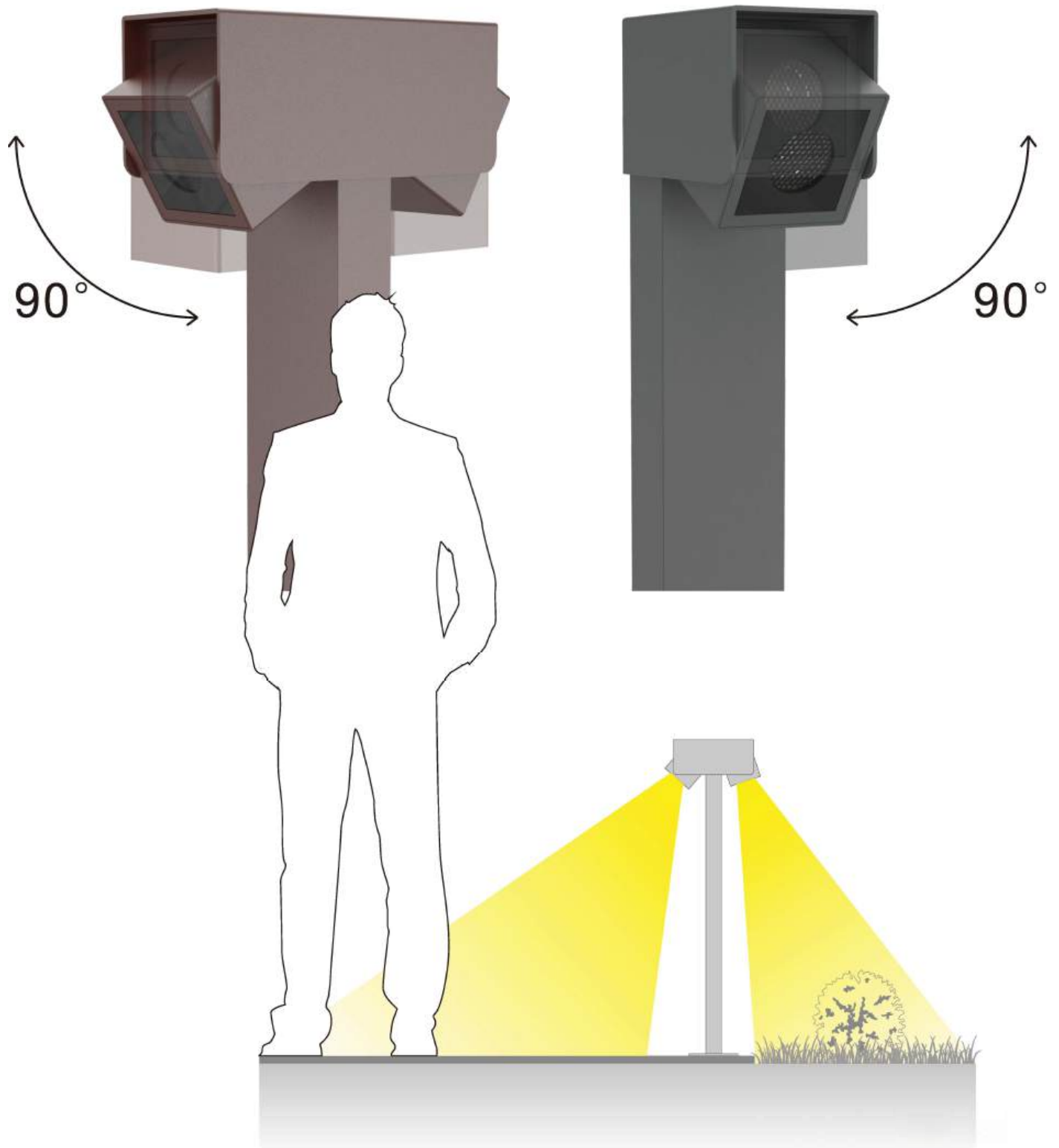
LED <b>10W</b>	LED <b>20W</b>	TEMPERATURE <b>2700K</b> — <b>6500K</b>
MAX. <b>680</b> LUMENS	MAX. <b>1360</b> LUMENS	<b>IP65</b>



# Magic Cube

Series

A cube with multiple faces has a concise shape, which can adjust the angle according to the distance and width of the courtyard path, so that the range of can achieve the best effect. With the ticking sound of the machine turning, it illuminates the direction and place you want to illuminate. Illuminate your courtyard and beautify your life.



# Magic Luminesce

Series

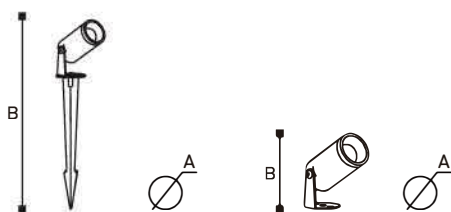


001

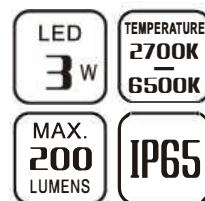
# Magic Luminesce

## Series

Simple and generous appearance design, separate spot light design to meet the use scenarios of roofs, walls, floors, grass, etc., double-headed light design with two light emission methods, which can not only be installed as a deep anti-glare spot light to meet the key lighting of the courtyard, but also be installed an acrylic decorative head to create a gentle firefly light, so that the beautiful courtyard lighting is clear. The personalized wall lamp can change the beam of the ray effect, and can also transform into a warm and jade-like candlelight. Illuminate your courtyard and beautify your life.



	LAMP	A	B
YH8091001CW-DC24V	LED SMD3W	Φ30	60
YH8091002GR-DC24V	LED SMD3W	Φ30	235
YH8091001CW-AC220V	LED SMD3W	Φ30	85
YH8091002GR-AC220V	LED SMD3W	Φ30	260



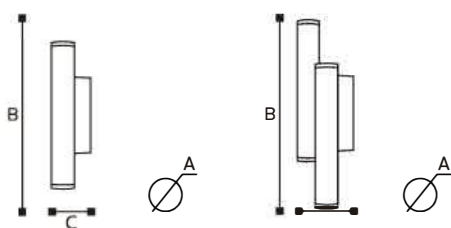


Black
  Limestone
  Ocher
  Green



# Magic Luminesce

## Series

Simple and generous appearance design, separate spot light design to meet the use scenarios of roofs, walls, floors, grass, etc., double-headed light design with two light emission methods, which can not only be installed as a deep anti-glare spot light to meet the key lighting of the courtyard, but also be installed an acrylic decorative head to create a gentle firefly light, so that the beautiful courtyard lighting is clear. The personalized wall lamp can change the beam of the ray effect, and can also transform into a warm and jade-like candlelight. Illuminate your courtyard and beautify your life.



	LAMP	A	B	C
YH8091003CW-AC220V	LED SMD6W	Φ30	190/215/240	60
YH8091004CW-AC220V	LED SMD12W	Φ30	250/275/300	60

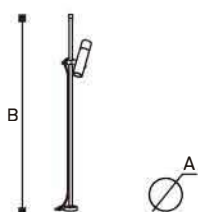
LED <b>6W</b>	LED <b>12W</b>	TEMPERATURE <b>2700K</b> — <b>6500K</b>
MAX. <b>360</b> LUMENS	MAX. <b>720</b> LUMENS	<b>IP65</b>

Black
  Limestone
  Ochre
  Green

# Magic Luminesce

## Series

Simple and generous appearance design, separate spot light design to meet the use scenarios of roofs, walls, floors, grass, etc., double-headed light design with two light emission methods, which can not only be installed as a deep anti-glare spot light to meet the key lighting of the courtyard, but also be installed an acrylic decorative head to create a gentle firefly light, so that the beautiful courtyard lighting is clear. The personalized wall lamp can change the beam of the ray effect, and can also transform into a warm and jade-like candlelight. Illuminate your courtyard and beautify your life.



	LAMP	A	B
YH8091005GR	LED SMD6W	Φ30	600
YH8091006GR	LED SMD12W	Φ30	800
YH8091007GR	LED SMD18W	Φ30	1000

DC24V/AC220V

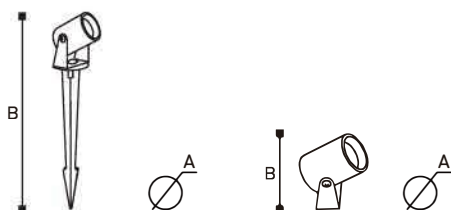
LED <b>6W</b>	LED <b>12W</b>	LED <b>18W</b>	TEMPERATURE <b>2700K</b> — <b>6500K</b>
MAX. <b>360</b> LUMENS	MAX. <b>720</b> LUMENS	MAX. <b>1080</b> LUMENS	<b>IP65</b>

Black
  Limestone
  Ocher
  Green

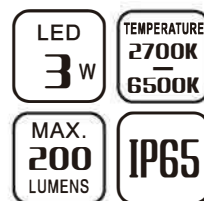
# Magic Luminesce

## Series

The spotlight designed for dual-axis rotation can meet the usage environment of roofs, walls, floors, lawns, etc., and there are various designs of lawn straight pole lights. Different heights of straight poles can be installed with multiple spotlights according to needs. The separate spotlight has a unique optical device replacement option. One can meet six ways: red, green, yellow three colors filter film, cellular anti-glare net, white diffusion plate, beveled lampshade etc. Outstanding product design is only to illuminate your courtyard and beautify your life.



	LAMP	A	B
YH8091008CW-DC24V	LED SMD3W	Φ30	40
YH8091009GR-DC24V	LED SMD3W	Φ30	215

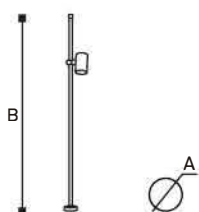


Black Limestone Ocher Green

# Magic Luminesce

## Series

The spotlight designed for dual-axis rotation can meet the usage environment of roofs, walls, floors, lawns, etc., and there are various designs of lawn straight pole lights. Different heights of straight poles can be installed with multiple spotlights according to needs. The separate spotlight has a unique optical device replacement option. One can meet six ways: red, green, yellow three colors filter film, cellular anti-glare net, white diffusion plate, beveled lampshade etc. Outstanding product design is only to illuminate your courtyard and beautify your life.



	LAMP	A	B
YH8091010GR-DC24V	LED SMD6W	Φ30	600
YH8091011GR-DC24V	LED SMD12W	Φ30	800
YH8091012GR-DC24V	LED SMD18W	Φ30	1000

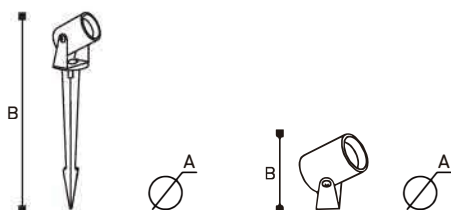
LED 3W	LED 6W	LED 9W	TEMPERATURE 2700K — 6500K
MAX. 200 LUMENS	MAX. 400 LUMENS	MAX. 600 LUMENS	IP65

Black
  Limestone
  Ocher
  Green

# Magic Luminesce

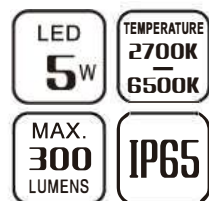
## Series

The spotlight designed for dual-axis rotation can meet the usage environment of roofs, walls, floors, lawns, etc., and there are various designs of lawn straight pole lights. Different heights of straight poles can be installed with multiple spotlights according to needs. The separate spotlight has a unique optical device replacement option. One can meet six ways: red, green, yellow three colors filter film, cellular anti-glare net, white diffusion plate, beveled lampshade etc. Outstanding product design is only to illuminate your courtyard and beautify your life.



	LAMP	A	B
YH8091013CW	LED SMD5W	Φ55	55
YH8091014GR	LED SMD5W	Φ55	226

DC24V/AC220V



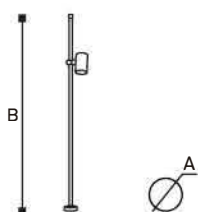
Black
  Limestone
  Ocher
  Green



# Magic Luminesce

## Series

The spotlight designed for dual-axis rotation can meet the usage environment of roofs, walls, floors, lawns, etc., and there are various designs of lawn straight pole lights. Different heights of straight poles can be installed with multiple spotlights according to needs. The separate spotlight has a unique optical device replacement option. One can meet six ways: red, green, yellow three colors filter film, cellular anti-glare net, white diffusion plate, beveled lampshade etc. Outstanding product design is only to illuminate your courtyard and beautify your life.



	LAMP	A	B
YH8091015GR	LED SMD5W	Φ55	600
YH8091016GR	LED SMD10W	Φ55	800
YH8091017GR	LED SMD15W	Φ55	1000

DC24V/AC220V

LED <b>5W</b>	LED <b>10W</b>	LED <b>15W</b>	TEMPERATURE <b>2700K</b> — <b>6500K</b>
MAX. <b>300</b> LUMENS	MAX. <b>600</b> LUMENS	MAX. <b>900</b> LUMENS	<b>IP65</b>

Black     
  Limestone     
  Ocher     
  Green