

BESPOKE

kitchen / wardrobe & bath

AMARI
KITCHEN | 6

AMARI
KITCHEN | 18

CARTER
KITCHEN | 28

DEVON
KITCHEN | 38

DIRECTOIRE
KITCHEN | 48

DIRECTOIRE
KITCHEN | 58

ENEIDA
KITCHEN | 68

ENEIDA
KITCHEN | 76

QUINCY
KITCHEN | 84

QUINCY
KITCHEN | 92

kitchen /

wardrobe & bath

AMARI WARDORBE & BATH		104	DIRECTOIRE WARDORBE & BATH		150
AMARI WARDORBE & BATH		116	ENEIDA WARDORBE & BATH		162
BLOSSOM WARDORBE & BATH		126	QUINCY WARDORBE & BATH		174
CARTER WARDORBE & BATH		138	TAILOR MADE BATH		188

BESPOKE

/ kitchen /



AMARI KITCHEN

PLAYING WITH A SOFT BEIGE TONALITY AND A CHOCOLATE BROWN HUE, **AMARI KITCHEN** SHOWCASES A PERFECTLY SYMMETRIC AMBIANCE THAT EVOKES PEACE, TRANQUILITY AND HARMONY.

THE USE OF LIGHT AND DARK TEXTURED OAK, SUBTLE TOUCHES OF GOLDEN BRASS, MARBLE, RIBBED GLASS AND A GREY LACQUERED FINISH IN THE UPPER CABINETRY RESULTS IN A DELICATELY MODERN ENVIRONMENT MARKED BY SIMPLICITY, FUNCTIONALITY AND AN INTENTIONAL SEARCH FOR WELLBEING AND BALANCE.

ENDOWED WITH A SINK, THE KITCHEN ISLAND CONDENSES THE TONAL DUALITY AND SYMMETRY OF THE WHOLE SET, ALLOWING FOR THE STORAGE OF ESSENTIAL ITEMS WHILE PROVIDING A SMALL SEATING AREA THAT ACCOMMODATES THREE PEOPLE. ALTOGETHER AND WRAPPED IN CALMING WOOD TONES, **AMARI KITCHEN** IS A TOKEN OF MODERN DESIGN AND SLOW LIVING.

FINISHES: HAZELNUT / PECAN / GREY 2 LACQUER

GLASS: RIPPLE TEXTURED **HANDLE:** C GOLDEN
























IN A SERENE FASHION, **AMARI KITCHEN** PLAYS WITH COLOR AND SHAPE, SHOWCASING A BALANCED AMBIANCE THAT BETS ON A MIX AND MATCH OF BEIGE, BROWN, WHITE AND GRAY TONES. ITS MODERN AND MINIMALIST APPROACH TO DESIGN AND DÉCOR RESULTS IN A PROFOUND APPRECIATION FOR GEOMETRIC FORMS AND DIVERSE TEXTURES AND THE DISPLAY OF PIECES THAT COMPREHEND BOTH A STRONG AESTHETIC APPEAL AND A GREAT DEAL OF FUNCTIONALITY. THE CHOICE OF A SOFT GRAY MARBLE FOR THE COUNTERTOPS AND WALLS EVIDENCES THE SEARCH FOR EQUILIBRIUM AND THE DESIRE TO BLEND IN AND REVEAL THE LIGHTNESS OF THE WHITE LACQUER FINISH AND THE EXQUISITE PATTERN OF THE FLOOR TILES. THE DARK MIRROR USED FOR THE CENTRAL CABINETRY BRINGS ABOUT THE MYSTERY AND WARMTH OF THE SOFT GREY PALETTE, FILLING THE ENVIRONMENT WITH TRANQUILITY.

SPACIOUS AND COMMODIOUS, **AMARI KITCHEN** IS ENDOWED WITH A CONVENIENT AND USEFUL PANTRY THAT ALLOWS FOR GROCERY AND DISH STORAGE AND A FORWARD-LOOKING DINING AREA THAT COMES IN HANDY FOR A FAMILY MEAL.

AMARI KITCHEN

FINISHES: PECAN / COCO SIMPLES LACQUER

HANDLE: C BLACK






















CARTER KITCHEN

FOCUSING ON THE ESSENTIAL, **CARTER KITCHEN** HAS ITS OWN

EXPRESSION AND BARELY REQUIRES THE USE OF DÉCOR
OR ACCESSORIES. ITS LIGHT AND SERENE PERSONALITY
BRINGS ABOUT A PEACEFUL AND HARMONIOUS AMBIANCE
THAT EXPLORES THE REFINEMENT OF TRUE SIMPLICITY.
ITS CLEAN-CUT DESIGN DISPLAYS A FONDNESS FOR THE
TEXTURE AND CHARACTER OF OAK, COUPLED WITH THE
USE OF BRASS AND GOLDEN DETAILS THAT ADD A TOUCH
OF SOPHISTICATION TO THE ENVIRONMENT. DUE TO ITS
DELICATENESS AND GRACIOUSNESS, CALACATTA GOLD
MARBLE IS THE MOST SUITABLE CHOICE NOT ONLY TO
COMPLEMENT THE WALLS AND FLOOR BUT ALSO FOR THE SINK
AND KITCHEN ISLAND COUNTERTOPS. THE INTRICATE USE OF
RIBBED GLASS BLENDS PERFECTLY WITH THE BEIGE AND GOLD
HUES THAT FILL THE WHOLE ATMOSPHERE, MAKING EACH
DETAIL EXHALE TRANQUILITY, BALANCE AND TASTEFULNESS.

FINISHES: PECAN

GLASS: RIPPLE TEXTURED **HANDLE:** G GOLDEN (S + M)
























IN DARK BROWN AND BLACK HUES, **DEVON KITCHEN** FULLY ENCOMPASSES A MODERN SENSE OF PRACTICALITY AND YOUTHFULNESS. ITS CABINETRY AND SINK RELY ON ASH WOOD AND ITS DIM TO MATCH THE KITCHEN ISLAND, MADE OF WALNUT. THE USE OF BLACK MARBLE WITH SMALL TAINTS OF WHITE GOES WELL WITH THE BLACK IRON PULLS, CREATING A BURROW OF NEUTRAL AND EARTH TONES THAT SHOWCASE THE STYLISH AND SAGACIOUS NATURE OF RIBBED WOOD.

PROVIDING COUNTLESS STORAGE OPTIONS, **DEVON KITCHEN** IS FILLED WITH HIDDEN TREASURES, FROM SPECIFIC DRAWERS WITH COMPARTMENTS TO KEEP SPICES AND CUTLERY TO THE SOFT PLAY OF LIGHT AND SHADOW CARRIED OUT BY INTERIOR AND EXTERIOR LED LIGHTS. THE WHOLE AMBIANCE EXPLORES THE FUNCTIONALITY OF MINIMALIST CONCEPTS WHILE PORTRAYING THE NOTION OF INDEPENDENCE AND AT-HOMENESS.

FINISHES: GROOVE BROWN 2 / NUTMEG

GLASS: TEMPERED **HANDLE:** B BLACK

DEVON KITCHEN



















WHILE EMBRACING ITS CLASSICAL NATURE, **DIRECTOIRE**

KITCHEN EXPLORES THE BEAUTY AND PERSPECTIVE

THAT COMES WITH MODERN ARCHITECTURE. BROAD

AND FAMILY-FRIENDLY, THIS SET CONJUGATES

DIFFERENT COLORS, PATTERNS AND WOOD TYPES

IN ORDER TO PORTRAY THE WARMTH OF CLASSIC

DESIGNS IN A NEW, BOLD AND ECLECTIC MANNER. THE

LIGHT AND TEXTURED OAK CABINETRY GRACEFULLY

BLENDS WITH THE CHERRY WOOD ISLAND IN A SOFT

PEACH TONE, BRINGING ABOUT THE COLORFUL

NUANCES OF THE REFINED MARBLE USED FOR

THE COUNTERTOPS AND WALLS.

ENDOWED WITH TWO SINKS AND A SMALL SEATING

AREA, DIRECTOIRE KITCHEN NOT ONLY PROVIDES

DIFFERENT AND USEFUL STORAGE OPTIONS,

IT ALSO OFFERS THE COZINESS AND SWEETNESS

OF A WELCOMING PLACE, BUILDING THE BRIDGE

BETWEEN TRADITION AND MODERNITY

FINISHES: COCONUT / NUDE ALPERCE

GLASS: GOLDEN MESH **HANDLE:** F GOLDEN (S + M + L)

DIRECTOIRE KITCHEN





















DIRECTOIRE KITCHEN

AMIDST BEIGE AND GREEN HUES, **DIRECTOIRE KITCHEN** IS AN INVITATION TO BRING NATURE INTO YOUR HOME. THE USE OF VERDE ANTIGUA MARBLE AND GREENERY IS ELEGANTLY AND INTRICATELY COMBINED WITH LIGHT GREEN AND WHITE FLOOR TILES, CONTRIBUTING TO THE CREATION OF A REFINED AND ELEVATED CLASSICAL SCENERY WITH A PROFOUND APPRECIATION FOR NATURAL SURROUNDINGS THAT EVOKE A RENEWED AND SOPHISTICATED FRENCH PROVINCIAL STYLE. THE KITCHEN ISLAND, IN A COMPELLING DARK GREEN TONE, KNITS THE AMBIANCE TOGETHER WHILE ESTABLISHING A WELL-BALANCED CONTRAST WITH THE SOFT BEIGE CABINETRY. THE MIX OF CHERRY WOOD AND TEXTURED OAK RESULTS IN THE CREATION OF A UNIQUE CABINET THAT USES SPLASHES OF WHITE AND GOLD TO GENERATE A LUMINOUS EFFECT THROUGH RAY-SHAPED MARQUETRY. KEEPING ITS SIMPLICITY AND HIGHLIGHTED BY ITS GOLDEN PULLS, THE DOUBLE UPPER CABINETS ALLOW FOR PLENTIFUL STORAGE OPTIONS, TRANSLATING INTO A RESOURCEFUL FAMILY-FRIENDLY KITCHEN.

FINISHES: MACADAMIA / FOREST GREEN LACQUER
HANDLES: D + E GOLDEN



















ENEIDA KITCHEN



PRACTICAL AND HIGHLY COMPACT, **ENEIDA KITCHEN**

CAPTURES THE ESSENCE AND PRAGMATISM OF CITY LIFE,

CREATING A DAINTY FUSION OF DARK ASH WOOD AND PALE

LACQUERED TONES. PLAYING WITH INTRICATE SPLASHES

OF ROSY AND GRAYISH HUES, THE ADDITION OF BRECCIA

CAPRAIA MARBLE ALONG THE SINK AND CABINETRY SHOWCASES

THE COSMOPOLITAN NATURE OF THIS AMBIANCE.

EXHIBITING A WHITE QUARTZ SILESTONE TOP, AN ISLAND WITH

ALL THE ESSENTIALS IS PLACED RIGHT IN FRONT OF THE SINK,

PROVIDING PLENTIFUL STORAGE OPTIONS DUE TO ITS SPACIOUS

DRAWERS AND SHELVES.

THE CONTRAST BETWEEN THE DARK WOOD AND THE SHIMMER

THAT EMANATES FROM SMALL SPOTLIGHTS CREATES A VIBRANT

YET SOBER ATMOSPHERE, EMPHASIZING WOOD'S QUALITY AND

PROTAGONISM.

FINISHES: GROOVE BROW 2 / GREY 1 LACQUER

GLASS: TEMPERED **HANDLE:** F GOLDEN (S + M + L)


















ENEIDA KITCHEN

GENTLE AND SWEET, **ENEIDA KITCHEN** COMBINES THE COLORFULNESS OF A SOFT PINK HUE WITH THE SOBRIETY OF A DARK WOOD TONE, WHILE PLAYING WITH TENDER SPLASHES OF GOLD. THE ESTABLISHED CONTRAST ACCOUNTS FOR THE CREATION OF A DELIGHTFUL KITCHEN SET WITH A POP OF COLOR THAT WILL BRIGHTEN UP YOUR DAYS AND ALLOW FOR A DREAMY ATMOSPHERE.

DESPITE ITS PURE FORMS AND LINEAR CONTOURS, **ENEIDA KITCHEN** FINDS INSPIRATION IN CLASSIC DESIGNS, WHICH ARE REFLECTED IN THE USE OF TEXTURED OAK AND INTRICATE CEILING FRAMES. ADDING TO THE DAINTY NATURE OF THIS AMBIANCE, ESTREMOZ WHITE MARBLE BRINGS ABOUT THE DELICATENESS OF THE GOLDEN HUE USED FOR THE DOOR PULLS, EXTRACTOR FAN, DÉCOR AND FLOOR DETAILS.

COMPACT, WELCOMING AND READY TO FULFILL ALL YOUR SUGAR CRAVINGS, ENEIDA KITCHEN WRAPS YOU IN A VALLEY OF COLOR, TENDERNESS AND DELICATE DESIGN.

FINISHES: HAZELNUT / PINK SAND

HANDLE: H GOLDEN

















QUINCY KITCHEN

FRESH AND COZY, **QUINCY KITCHEN** GATHERS THE LIVELINESS OF A SOFT BLUE LACQUER AND THE VIBRANT NATURE OF A TEXTURED OAK TONE. ITS COASTAL INSPIRATION TRANSLATES INTO A SOOTHING SUNSHINY AND LAID-BACK VIBE THAT IS INVITING AND WELCOMING. THE USE OF A CLEAN-CUT DESIGN WITH STRAIGHT LINES AND THE PREDOMINANCE OF SHADES OF BLUE AND GRAY ADD TO THE YOUTHFUL NATURE OF THIS AMBIANCE. FIOR DI PESCO MARBLE COMPLEMENTS THE CABINETRY AND FLOOR TILES WHILE BLACK IRON RECTANGULAR PULLS CONTRAST BEAUTIFULLY WITH BOTH FINISHES, TYING EVERY DETAIL TOGETHER.

EXTREMELY PRACTICAL AND FUNCTIONAL, **QUINCY KITCHEN** IS EQUIPPED WITH INTERIOR DISH RACKS AND PLENTIFUL COMPARTMENTS THAT ALLOW FOR A CLEVER AND EFFICIENT USE OF EVERY STORAGE OPTION. WITH A FONDNESS FOR OCEANIC COLORS AND NATURAL DÉCOR, THIS SET IS A COMPACT AND QUINTESSENTIAL KITCHEN REFUGE.

FINISHES: CASHEW / POWDER BLUE LACQUER

HANDLE: A BLACK















QUINCY KITCHEN



MIXING THE NOBILITY OF WALNUT WOOD WITH THE BRIGHTNESS AND ELEGANCE OF A SOFT BEIGE TONE, **QUINCY KITCHEN** USES GOLDEN DETAILS AS AN EXPRESSION OF SOPHISTICATED AND UPSCALE DESIGN. FULLY EQUIPPED, THIS MODULAR KITCHEN PROVIDES A WINE RACK DELICATELY INTEGRATED IN A TALL CABINET, EMBELLISHED WITH GLASS DOORS AND BRASS PULLS. EACH AND EVERY CABINET ALLOWS FOR STORAGE WHILE SHOWCASING A CLEVER AND GRACEFUL USE OF BRASS OVERLAYS. LUMINOUS AND WITH A TOUCH OF GREENERY, **QUINCY KITCHEN** DISPLAYS A MARBLE ISLAND RIGHT AT ITS HEART, EMPHASIZING THE SOFT BLEND OF NEUTRAL TONES WITH A DISTINCT WALNUT TOP THAT IS COMPLEMENTED BY A SMALL AND CHARMING SEATING AREA.



FINISHES: NUTMEG / TAUPE LACQUER
GLASS: TEMPERED **HANDLE:** A GOLDEN

















BESPOKE

/ wardrobe & bath /



MIXING SOFT BEIGE AND DARK BROWN HUES, **AMARI WARDROBE** GATHERS THE SIMPLICITY OF A CLEAN-CUT DESIGN AND THE HARMONY OF SYMMETRIC LINES. CONTRASTING LIGHT AND DARK TEXTURED OAK, IT IS EMBELLISHED WITH GENTLE GOLDEN BRASS HANDLES AND MESHED GLASS DOORS THAT ADD LIGHT AND BRIGHTNESS TO THE ENVIRONMENT.

THIS WALK-IN CLOSET OFFERS TOTAL CUSTOMIZATION, UTILIZING SPACE AND CREATING AN AMBIANCE THAT IS ABSOLUTELY TAILOR-MADE. THE ADAPTABILITY OF A BUILT-IN WARDROBE IS UNDENIABLE, ESPECIALLY WHEN COMBINED WITH THE POSSIBILITY OF ADJUSTING ITS INTERIOR AREAS ACCORDING TO YOUR NEEDS AND TASTE. AMARI WARDROBE OFFERS PLENTIFUL STORAGE OPTIONS WITH SHELVING UNITS, HANDY DRAWERS AND SMART LIGHTING, COMBINING FUNCTIONALITY AND HIGH-END DESIGN.

EQUALLY ELEGANT AND PRAGMATIC, **AMARI VANITY UNIT** ELEVATES THE AMBIANCE OF ANY BATHROOM WITH ITS DELIGHTFUL NATURAL SOLID OAK TONE. SUPPORTED BY A WOODEN BASE, THIS UNIT IS ENDOWED WITH FIVE DRAWERS, TWO DOORS AND AN OPEN SHELF. ITS MAIN ATTRACTION - THE ARABESCATO MARBLE SINK - BLENDS BEAUTIFULLY WITH THE BOTTOM STRUCTURE, WHILE CONTRASTING WITH THE DISTINCT GOLDEN BRASS HANDLES AND SINK FAUCET.

AMARI WARDROBE & BATH

FINISHES: HAZELNUT / PECAN

GLASS: GOLDEN MESH **HANDLE:** C GOLDEN























BLOSSOM WARDROBE & BATH

WITH A FLAIR FOR PALE TONES AND THE CREATION OF BALANCED AMBIANCES, **BLOSSOM WARDROBE** COMBINES TWO RICH AND SOPHISTICATED BEIGE AND PEARL WOOD VENEERS WITH A SOFT PALE LACQUER FINISH THAT ADDS TO ITS DELICATE AND PEACEFUL ATMOSPHERE.

THIS ITEM DRAWS INSTANT ATTENTION TO THE FLORAL MOTIFS THAT ADORN SOME OF ITS DOORS, RESEMBLING JAPANESE CHERRY BLOSSOMS – COMPLETELY HANDMADE, THESE PATTERNS ARE A TOKEN OF SPLENDID ARTISANSHIP AND TASTEFUL DESIGN.

WITH MULTIPLE SHELVES AND DOORS FOR ENDLESS STORAGE OPTIONS, **BLOSSOM WARDROBE** ENCOMPASSES AN INTEGRATED SPACE WITH A CENTRAL SHOWCASE ENDOWED WITH A GARMENT RACK, AND A BEAUTIFUL ISLAND, INCORPORATING A VERY CONVENIENT TEN-DRAWER SET WITH A CALACATTA ORO MARBLE TOP. THIS, ALLIED TO DELICATE GOLDEN INLAYS, SMART LIGHTING FEATURES, RIBBED WOOD CEILING FRAMES AND A CUSTOMIZABLE SHOE RACK, PROVIDES AN ELEVATED AND UPLIFTING ENVIRONMENT THAT COMPRISES NOT ONLY A DAINTY WALK-IN CLOSET, BUT ALSO AN UNQUESTIONABLY SOPHISTICATED BATHROOM VANITY UNIT, OFFERING GREAT ADAPTABILITY.

FINISHES: STRIPE SAND / STRIPE PEARL / GREY 2 LACQUER

GLASS: TEMPERED **HANDLE:** I GOLDEN



















IMMERSED IN A CALMING AND BRIGHT ATMOSPHERE, **CARTER WARDROBE** PRESENTS A POWERFUL DYNAMIC, MIXING DARK BROWN ASH WOOD (INTERIOR) WITH BEIGE TEXTURED OAK (EXTERIOR). THE CONTRAST RESULTS IN A HARMONIOUS BALANCE OF GENTLE TONES, EMBELLISHED BY INTEGRATED SMART LIGHTING FEATURES.

AMONGST STRAIGHT LINES AND RECTANGULAR FRAMES, ONE CAN FIND COUNTLESS SHELVES, COVERED BY GLASS DOORS THAT ALLOW FOR EXTRA BRIGHTNESS AND CLARITY, CONTRIBUTING TO AN EASIER UTILIZATION OF SPACE. SMALL GOLDEN DETAILS ARE PRESENT THROUGHOUT THE AMBIANCE, ADDING A SENSE OF LUMINOSITY AND GRANDEUR TO THE ENVIRONMENT.

DUE TO ITS ADAPTABILITY AND HIGH FUNCTIONALITY, **CARTER WARDROBE** COMES WITH A CUSTOMIZABLE ISLAND, ENDOWED WITH SETS OF DRAWERS ON BOTH SIDES, ALLOWING FOR EXTRA STORAGE, AND TOP DRAWERS WITH THOUGHTFUL COMPARTMENTS TO KEEP ACCESSORIES ALWAYS AT HAND.

COMPLETE THIS SERENE AND DELUXE ENVIRONMENT WITH THE MATCHING **CARTER BATHROOM VANITY UNIT**: EQUAL PARTS PRAGMATIC AND AESTHETICALLY PLEASING, IT IS A BUILT-IN PIECE ENDOWED WITH AN EMPEROR GREY MARBLE TOP AND WALLS, ADORNED BY STRIKINGLY TASTEFUL GOLDEN DETAILS AND DELICATE FAUCETS.



CARTER WARDROBE & BATH

FINISHES: PECAN / GROOVE BROWN 2

GLASS: TEMPERED **HANDLE:** G GOLDEN (S + M)























DEVON WARDROBE & BATH

IN DARK BROWN AND BLACK TONES, **DEVON WARDROBE** CREATES A YOUTHFUL AND FRESH AMBIANCE, ENCOMPASSING A MODERN DESIGN THAT EXUDES ELEGANCE. CRAFTED IN WALNUT, THE SLIDING DOORS PRESENT AN APPEALING RIBBED WOOD STRUCTURE THAT CONTRAST BEAUTIFULLY WITH THE REMAINING GLASS DOORS, WITH A BLACK OUTLINING FRAME. A SOBER COLOR SCHEME COMBINED WITH SMART LED LIGHTING HIGHLIGHTS THE PROMINENCE OF BLACK DETAILS THAT CAN BE FOUND ON EACH DOOR HANDLE, FRAME AND COAT RACK.

THIS ELEGANT AND STYLISH WALK-IN CLOSET FUNCTIONS AS A TOTALLY CUSTOMIZABLE BUILT-IN WARDROBE, A PRODUCT OF PRACTICALITY AND CONTEMPORARY DESIGN. IT OFFERS EXCELLENT STORAGE OPTIONS THROUGH CONVENIENT SHELVES, COAT HANGERS AND UNIQUE ACCESSORY DRAWERS WITH MULTIPLE COMPARTMENTS.

IN A CONTINUOUS DISPLAY OF LIGHT AND CONTRAST, AS AN EXTENSION OF THE WARDROBE, **DEVON BATHROOM VANITY UNIT** DISPLAYS THE SAME LEVEL OF PRACTICALITY, PRESENTING MANIFOLD DRAWERS, DOORS AND AN OPEN SHELF. TO ADD A TOUCH OF REFINEMENT AND DISTINCTIVE APPEAL, TUNDRA GREY MARBLE COVERS THE SINK COUNTERTOP AND WALLS CREATING A SOFT AND WARM UNDERTONE.

FINISHES: NUTMEG

GLASS: TEMPERED **HANDLE:** B BLACK

























DIRECTOIRE WARDROBE & BATH

IN A PALE ROSE HUE, **DIRECTOIRE WARDROBE** EVOKES A ROYAL ELEGANCE AND DELICATE STILLNESS, ATTAINED BY PERFECT SYMMETRY AND UNDENIABLE CLASSICAL INSPIRATION.

MADE FROM SOLID CHERRY WOOD, THIS CUSTOMIZABLE WALK-IN CLOSET COMPRISES A SPACIOUS AND ELEGANT DOUBLE BUILT-IN WARDROBE AS WELL AS A MATCHING ISLAND. THE WARDROBE DISPLAYS MOSTLY WOODEN DOORS, MARKED BY RECTANGULAR FRAMES, AND CENTRAL DOORS THAT INCORPORATE GLASS IN ORDER TO HIGHLIGHT ITS INTEGRATED SHOE RACK AND SHELVES. TO PERFECT THIS SOPHISTICATED STORAGE UNIT, DIRECTOIRE WARDROBE IS ENDOWED WITH SMART LED LIGHTING AND SPLENDID GOLDEN BRASS HANDLES. THE CENTRAL ISLAND DEPICTS MANIFOLD DRAWERS WITH LONG BRASS HANDLES, IN THE SAME LIGHT PINK HUE. THE TOP IS COMPOSED BY A TWO-PART GLASS COVERING THAT ANTICIPATES PLENTIFUL COMPARTMENTS FOR STORING JEWELRY AND ACCESSORIES.

DIRECTOIRE BATHROOM CABINET INCORPORATES THE SAME RECTANGULAR FRAMES THAT EXTEND THEMSELVES UP UNTIL THE CEILING, WHERE THEY BLEND WITH THE ARCHITECTURAL FEATURES OF THE SPACE. IN A PLAYFUL AND SYMMETRIC CABINETRY WORK, THIS BUILT-IN PIECE DISPLAYS A CLASSICAL SET OF GLASS SHELVES WITH INTERIOR LIGHTING, INNUMEROUS DRAWERS AND DOORS FOR STORAGE AND A CALACATTA MARBLE TOP WITH TWO SINKS. THE ADDITION OF DELICATE SPLASHES OF GOLD THROUGH THE USE OF BRASS HANDLES, MIRROR FRAMES AND FAUCETS STRENGTHENS THE CLASSIC CHARISMA OF THE WHOLE ENVIRONMENT.

FINISHES: TAUPE LACQUER

GLASS: TEMPERED **HANDLE:** F GOLDEN (S + M + L)























ENEIDA WARDROBE & BATH

WITH A CLASSICAL APPROACH TO DÉCOR AND DESIGN, **ENEIDA WARDROBE** CAPTURES THE ESSENCE OF PRAGMATISM AND FUNCTIONALITY. HIGHLY ADAPTABLE AND CUSTOMIZABLE, IT FITS THE TINIEST CORNER, UTILIZING SPACE AND FOSTERING HARMONY. SYMMETRIC LINES AND GEOMETRIC FRAMES CHARACTERIZE THE ENVIRONMENT, EVOKING A SERENE AND DELICATE ATMOSPHERE, IN A SOFT TAUPE HUE.

TO MAXIMIZE ORGANIZATION, SOME OF THE CLOSET SPACE IS COMPOSED BY BUILT-IN WARDROBES WITH GLASS DOORS AND OPEN SHELVES THAT LET YOU PICK YOUR OUTFIT INSTANTLY. ENDOWED WITH SMART LED LIGHTING AND A CONVENIENT COAT RACK, ENEIDA'S CLASSICAL NATURE IS PRESERVED AND ENRICHED BY PRACTICALITY. OFFERING PLENTY OF STORAGE OPTIONS, A FULL WALL-LENGTH BUILT-IN CLOSET WITH SIX WOODEN DOORS, AN INTEGRATED DRAWER UNIT AND A RECTANGULAR MIRROR ARE AT YOUR DISPOSAL. THE WHOLE AMBIANCE IS ENHANCED WITH SUBTLE TOUCHES OF GOLD AND INTRICATE CEILING FRAMES THAT COMPLEMENT THE ELEGANT FEEL OF THE ROOM.

WITH THE SAME ELEGANCE AND SOPHISTICATION, **ENEIDA BATHROOM CABINET** PLAYS BEAUTIFULLY WITH THE RICHNESS OF OAK WOOD, THE VIVACITY OF ITS ARCTIC GREY MARBLE TOP AND THE LUSHNESS OF EVERY GOLDEN DETAIL AND DOUBLE SINK. FILLED WITH RICH WOODEN FRAMES, THIS FULL-LENGTH BUILT-IN CABINET PROVIDES COUNTLESS STORAGE OPTIONS, DUE TO ITS MANIFOLD DRAWERS, DIFFERENT SIZED DOORS AND TOWEL ORGANIZERS.

FINISHES: CASHEW / TAUPE LACQUER

GLASS: TEMPERED **HANDLE:** H GOLDEN

























QUINCY WARDROBE & BATH

CRAFTED IN OAK WOOD, **QUINCY WARDROBE** PLAYS WITH SOBER BROWN AND GREYISH TONES, AMIDST THE WARMTH OF ITS GOLDEN BRASS INLAYS. A SOPHISTICATED CONTEMPORARY AMBIANCE EMERGES FROM ITS CLEAN-CUT DESIGN WITH PREDOMINANT STRAIGHT LINES AND CHARISMATIC FRAMES OUTLINED BY GOLDEN BRASS.

IN ORDER TO UTILIZE EVERY CORNER, **QUINCY WARDROBE** IS HIGHLY ADAPTABLE AND CUSTOMIZABLE – THE BUILT-IN CLOSET ENHANCES THE SPACE, MAKING IT MORE AMPLE AND COMMODIOUS. WITH FULL-LENGTH WOODEN DOORS IN DIFFERENT SHADES OF BROWN AND GREY, AND ENDOWED WITH OPEN SHELVES AND DISTINCT DRAWER UNITS, YOUR CLOTHING ITEMS AND ACCESSORIES WILL BE WELL ORGANIZED AND SAFELY KEPT. QUINCY'S FONDNESS FOR NATURAL WOOD, ITS VEINS AND TEXTURES CREATES A SOBER YET UPLIFTING ENVIRONMENT WITH A FLAIR FOR TRUE REFINEMENT.

QUINCY BATHROOM VANITY UNIT CAPTURES THE SAME SOPHISTICATED FEEL, COMBINING A SOFT BEIGE LACQUER WITH NATURAL OAK WOOD TONES. ADDING TO THE RICHNESS OF THIS ENVIRONMENT, TRAVERTINO, WHITE ONIX AND TUNDRA GREY MARBLE COME TOGETHER IN A POWERFUL YET DELICATE COLOR CONTRAST. THIS PIECE COMPRISES A DOUBLE SINK WITH A TRAVERTINO MARBLE TOP, A CABINET UNIT WITH A LONG OPEN SHELF AND A SEATING AREA FOR MAKE-UP AND HAIR CARE.

FINISHES: HAZELNUT / GROOVE BROW 2 / GREY 2 LACQUER
HANDLE: A GOLDEN

























TAILOR MADE BATH

AN INTERIOR DESIGN PROJECT COMES WITH UNIQUE AND DEMANDING EXPECTATIONS. OUR JOB IS TO MAKE IT COME TO LIFE, ASSURING THAT YOUR VISION AND DESIGN IS METICULOUSLY REFLECTED IN THE FINAL RESULT. GATHERING THE BEST ARTISANAL TECHNIQUES AND HIGH-QUALITY MATERIALS, WE PRESENT TO YOU A SELECTION OF TAILOR-MADE PIECES DESIGNED EXCLUSIVELY FOR YOUR BATHROOM PROJECT – A BESPOKE VANITY UNIT THAT IS, IN FACT, AN ACCENT PIECE FOR A REFINED BATHROOM.





SURROUNDED BY WOODEN PANELING WITH RECTANGULAR FRAMES,

ADONIS VANITY UNIT IS AN INVITING AND WELCOMING PIECE FOR AN UPSCALE BATHROOM ENTRANCE. ITS CLASSICAL FIGURE MIXES BOTH STRAIGHT AND CONTOURED LINES, WHICH ADDS TO THE INTRICACY OF ITS DELICATE YET STRONG DESIGN.

ITS ROUND SHAPE ALLOWS FOR EXTRA ADAPTABILITY AND ITS FEATURES ARE COMPLETELY CUSTOMIZABLE. WITH TWO ROUND DOORS AND THREE LONG DRAWERS, IT PROVIDES CONVENIENT STORAGE OPTIONS. BOTH THE DÉCOR AND THE DISTINCT GOLDEN HANDLES ARE AN ALLUSION TO NATURE AND ITS LIGHT AND UPLIFTING PRESENCE. PUTTING TOGETHER DIVERSIFIED AND REFINED MATERIALS, A ROUND AND WHITE ESTREMOZ MARBLE TOP WAS THE CHOICE FOR THIS PIECE, ESTABLISHING AN OBVIOUS CONTRAST WITH ITS WOODEN LIGHT GREY BOTTOM STRUCTURE.

WITH STRAIGHT COLUMN-LIKE FEET, **ADONIS VANITY UNIT** TRANSPORTS US TO THE GREAT ARCHITECTONIC TREASURES OF ANCIENT GREECE, BRINGING ABOUT THE STRENGTH OF ITS CONSTRUCTION AND THE BEAUTY OF ITS DELICATE AND GRACEFUL CHARACTER. THIS DAINTINESS, ALLIED TO GOLDEN FAUCETS, ACCESSORIES AND A COMPLEMENTARY ROUND MIRROR, EMPHASIZES THE LIGHTNESS AND REFINEMENT OF ELEVATED AMBIANCES.

FINISH: COCO LACQUER



WITH AN UNDENIABLE CLASSICAL FIGURE, **REESE BATHROOM VANITY UNIT** SITS WELL WITH GREENERY AND NATURAL ELEMENTS.

ITS SIMPLICITY IS BOTH APPEALING AND ELEVATING: ITS STRONG CLASSICAL HERITAGE IS NOT DEFIED BY ITS STRAIGHT LINES, BUT RATHER EMPHASIZED BY ITS ELEGANT FIGURE. THE LIGHT SAGE GREEN WALL FRAMES ARE BEAUTIFULLY COMPLEMENTED BY AN ILLUSTRATED WALLPAPER IN THE SAME CALMING TONE, PORTRAYING EXQUISITE FLORAL MOTIFS AND COLORFUL BIRDS.

IN A GREYISH SHADE OF WHITE, **REESE VANITY UNIT** TAKES IN THE BEAUTY OF ITS SURROUNDINGS, EXUDING SERENITY AND CHANNELING THE MAGNIFICENT CALM OF THE OUTER WORLD. WITH A CALACATTA MARBLE TOP, ITS PRESENCE GROWS STRONGER, ACQUIRING AN ENHANCED SOPHISTICATION, PARTLY DUE TO THE SPLASHES OF GOLD THAT CAN BE FOUND THROUGHOUT THE AMBIANCE: THE MARBLE SINK, FAUCETS, ACCESSORIES, MIRROR FRAME, LAMP STRUCTURES AND HARDWARE ARE ALL MADE OF DELICATE GOLDEN BRASS.

KNOWING THAT EVERY DETAIL COUNTS AND EVERY NEED MATTERS, THIS PIECE IS AVAILABLE FOR CUSTOMIZATION AND FIT FOR ANY REFINED BATHROOM.

FINISH: COCO LACQUER

AVERY
VANITY UNIT

AMIDST DELICATE ROSY TONES, **AVERY BATHROOM**

VANITY UNIT EMERGES AS THE CENTRAL PIECE OF A WARM
AND WELCOMING FLOWERY BATHROOM ENTRANCE.

LIKE A PROMINENT TREE IN A GENTLE GARDEN,
THIS PIECE EXUDES LIFE, DELICATENESS AND CLASS.

ITS CONTOURED SHAPE IS AKIN TO REGAL CLASSICAL
DESIGNS, HIGHLIGHTING ITS CURVED SILHOUETTE, MARKED
BY SABER FEET AND A CENTRAL LEDGE THAT EMPHASIZES
ITS INTRICATE WOODWORK.

IN THIS FLOURISHING AMBIANCE, THE USE OF DIVERSIFIED
MATERIALS CONTRIBUTES TO THE CREATION OF AN ENRICHING
AND INSPIRING PIECE: WHITE ESTREMOZ MARBLE COMBINES
BEAUTIFULLY WITH THE CHERRY WOOD BOTTOM STRUCTURE
OF THIS ITEM, WHICH IS ADORNED BY SMALL ROUND BRASS
PULLS, IN AN AGED GOLDEN TONE THAT CAPTURES THE
INTRICACY AND FEMININITY OF THE WHOLE SET. THE USE
OF RETRO GOLDEN FAUCETS ADDS TO THE HARMONIOUS
CLASSIC FEEL OF THE ENVIRONMENT, REMINISCENT
OF THE BEAUTY OF AN ITALIAN COUNTRYSIDE VILLA.

FINISH: GREY 1 LACQUER





AS A CALMING FORCE AMONGST THE TEMPEST OF CITY LIFE, **LOGAN VANITY UNIT** IS A CLASSY CLEAN-CUT ADDITION TO A TRADITIONAL BATHROOM ENTRANCE WITH A RETRO APPEAL. AMIDST BLACK, WHITE AND GREY TONES, THIS AMBIANCE CAPTURES A ROARING 20S FEEL, WITH A PROMINENT CONTRAST OF LIGHT AND DARK NEUTRAL TONES. SURROUNDED BY WHITE WALL PANELING AND FRAMES, **LOGAN BATHROOM VANITY** UNIT PRESENTS A CHERRY WOOD STRUCTURE IN A GREY FINISH, WITH STRAIGHT FEET AND A RECTANGULAR SHAPE. MARKED BY THE FONDNESS FOR GEOMETRIC FORMS, IT IS ENDOWED WITH VARIOUS DRAWERS AND TWO CENTRAL DOORS, ADORNED BY SMALL ROUND BRASS PULLS THAT ADD TO THE STYLISH CINEMATIC SCENARIO OF THIS AMBIANCE.

CREATING A MORE INTENSE CONTRAST, THIS PIECE EXHIBITS A WHITE CARRARA MARBLE TOP WITH SPLASHES OF GREY THAT TRULY COMPLEMENT THE SELECTED FINISH FOR THE BOTTOM STRUCTURE. THE SINK DÉCOR BETS ON CLASSIC ITEMS WITH A VINTAGE APPEAL AND AN AGED GOLDEN TONE, FROM THE SOAP DISPENSER TO THE WALL-MOUNT FAUCET. THE CONTOURED WALL MIRROR WITH AGED GOLDEN FRAMES EVOKES A TRUE CLASSICISM, PAIRING UP WITH TWO CANDLE-LIKE LAMPS THAT STAND OUT IN THE STORMY WALLPAPER BACKGROUND. FORTUNATELY, AFTER THE STORM COMES LOGAN BATHROOM VANITY UNIT: A SPACE-EFFICIENT, FULLY CUSTOMIZABLE PIECE FOR AN EVER-CLASSY BATHROOM ENTRANCE.

FINISH: KOALA GREY LACQUER



/ *drawers & doors*




AMARI



BLOSSOM



CARTER



DEVON



DIRECTOIRE



ENEIDA



QUINCY

/ handles

AND EXTERIOR METAL
DETAILS AVAILABLE IN

BRONZE
GOLDEN
SILVER
BLACK



HANDLE A
80 x 20 x 20
PAGE 84 / 92 / 174



HANDLE B
100 x 30 x 42
PAGE 38 / 138



HANDLE C
130 x 14 x 17
PAGE 6 / 68 / 92



HANDLE D
90 x 37 x 23
PAGE 58



HANDLE E
30 x 30 x 26
PAGE 58

**HANDLE F**

S - 60 x 20 x 40

M - 200 x 20 x 40

L - 300 x 20 x 40

PAG 48 / 68 / 150

**HANDLE G**

S - 75 x 25 x 34

M - 155 x 25 x 34

PAGE 28 / 126

**HANDLE H**

140 x 24 x 40

PAGE 76 / 162

**HANDLE I**

430 x 280 x 150

PAGE 116

/ glass finishes




GOLDEN MESH GLASS
PAGE 48 / 104



RIPPLE TEXTURED GLASS
PAGE 6 / 28


/ wood finishes




HAZELNUT
PAGE 68 / 76 / 174




MACADAMIA
PAGE 58

**COCONUT**

PAGE 48

**PECAN**


PAGES 28 / 126

**CASHEW**


PAGE 84 / 162

**STRIPE PEARL**


PAGE 116

**STRIPE SAND**


PAGE 116

**GROOVE BROWN**


PAGE 38 / 68 / 126 / 174

**NUTMEG**


PAGES 38 / 92 / 138

**COCO**

PAGE 190 / 192



GREY 1
PAGES 68 / 194



GREY 2
PAGE 6 / 116 / 174



KOALA GREY
PAGES 196



TAUPE
PAGE 150 / 162



POWDER BLUE
PAGE 84



FOREST GREEN
PAGE 58




NUDE ALPERCE
PAGE 48




PINK SAND
PAGE 76

/ *extra finishes*



CEREJEIRA NATURAL
SIMPLES



CARVALHO
ANTIQUÉ



AMBER
ANTIQUÉ




GOLDGREY
ANTIQUÉ



BLACK
ANTIQUÉ




ARDOISE
SIMPLES




**TERRA
ANTIQUE**



**WHITE PATINE
ANTIQUE**



**GRIS
SIMPLES**



**ICE
SIMPLES**

ADDITIONALLY TO THE PRESENTED FINISHES, ANY COLOR FROM A RAL/NCS CHART IS AVAILABLE.

FINISHES' PHOTOS ARE MERELY INDICATIVE, TONALITY AND COLOR MAY VARY.

ACCESSORIES AND DECOR ITEMS ARE NOT INCLUDED.

CATALOGS AND PRICE LISTS ARE SUBJECT TO REVISIONS AND MAY SUFFER ALTERATIONS, FOR THAT REASON, MAKE SURE YOU ARE ACCESSING THE LATEST VERSION BY ALWAYS USING THE LINK WWW.AMFURNITUREGROUP.COM/AMFURNITURE-BESPOKEKITCHEN-CATALOG.PDF. EXCEPT FOR TYPO OR MISPRINT, THE CHARGED PRICES AND THE INFORMATION PROVIDED WILL ALWAYS CORRESPOND TO THE UPDATED VERSION OF THE ONLINE FILE. PRODUCT AVAILABILITY IS SUBJECT TO STOCK AVAILABILITY OR PRODUCTION CAPACITY. LAST UPDATE: 29/01/2021.



AM*furniture*[®]
GROUP

WWW.AMFURNITUREGROUP.COM