



L'ARTE  LUCE®

**ПОДВЕСНЫЕ**



**RD6976-6**

Main material: iron+crystal  
Dimensions(mm): $\Phi$ 600\*H1000  
Wattage:6xE14-40W

**RD17174-1**

Main material: brass  
Dimensions(mm): $\Phi$ 180\*H420  
Wattage:1xE14-40W



**RD17174-8+1**

Main material: brass  
Dimensions(mm): $\Phi$ 780\*H785  
Wattage:9xE14-40W



**RD17174-12+6+1**

Main material: brass  
Dimensions(mm): $\Phi$ 1080\*H1103  
Wattage:19xE14-40W



**RD18013-3+1**

Main material: brass+glass  
 Dimensions(mm):  $\Phi$ 400\*H1100  
 Wattage: 4xE14-40W

**RD18030-6+3**

Main material: brass+marble  
 Dimensions(mm):  $\Phi$ 960\*H1100  
 Wattage: 9xE14-40W

**RD18030-8+4**

Main material: brass+marble  
 Dimensions(mm):  $\Phi$ 1150\*H1136  
 Wattage: 12xE14-40W

**RD18126-6**

Main material: brass  
 Dimensions(mm):  $\Phi$ 760\*H520  
 Wattage: 6xE14-40W



**RD18126-8**

Main material: brass  
Dimensions(mm):  $\Phi$ 930\*H585  
Wattage:8xE14-40W

**RD18133-5**

Main material: brass  
Dimensions(mm):  $\Phi$ 554\*H570  
Wattage:5xE14-40W

**RD18133-8**

Main material: brass  
Dimensions(mm):  $\Phi$ 700\*H700  
Wattage:8xE14-40W

**RD18156-12**

Main material: brass+purple crystal  
Dimensions(mm):  $\Phi$ 915\*H770  
Wattage:8xG9-Led



### RD18207-3

Main material: brass+marble  
Dimensions(mm):  $\Phi$ 505\*H612  
Wattage:3xE14-40W



### RD18259-8

Main material: brass+crystal  
Dimensions(mm):  $\Phi$ 750\*H750  
Wattage:8xE14-40W



### RD19002-1

Main material: brass+glass  
Dimensions(mm):  $\Phi$ 350\*H1000  
Wattage:1xE27-60W



### RD19002-3

Main material: brass+glass  
Dimensions(mm):  $\Phi$ 400\*H1286  
Wattage:3xE14-40W

**RD19002-4**

Main material: brass+glass  
Dimensions(mm): $\Phi$ 580\*H514  
Wattage:4xE14-40W



**RD19002-6+1**

Main material: brass+glass  
Dimensions(mm): $\Phi$ 700\*H685  
Wattage:7xE14-40W



**RD19002-8+1**

Main material: brass+glass  
Dimensions(mm): $\Phi$ 815\*H784  
Wattage:9xE14-40W



**RD19011-6+3+1**

Main material: brass+glass  
Dimensions(mm): $\Phi$ 720\*H1000  
Wattage:10xE14-40W



**RD19011-6+6+3+1**

Main material: brass+glass  
Dimensions(mm): $\Phi$ 1023\*H1272  
Wattage:16xE14-40W



**RD19015A-8+4+4**

Main material: brass+glass  
Dimensions(mm): $\Phi$ 890\*H969  
Wattage:16xE14-40W



**RD19015C-8+4+4**

Main material: brass+glass  
Dimensions(mm): $\Phi$ 890\*H969  
Wattage:16xE14-40W



**RD19016-6+3**

Main material: brass+marble  
Dimensions(mm): $\Phi$ 900\*H1100  
Wattage:9xE14-40W





**RD19016-8+4**

Main material: brass+marble  
Dimensions(mm):  $\Phi$  1075\*H1150  
Wattage: 12xE14-40W



**RD19030-6+3**

Main material: brass+crystal  
Dimensions(mm):  $\Phi$  800\*H895  
Wattage: 9xE14-40W



**RD19030-10+5**

Main material: brass+crystal  
Dimensions(mm):  $\Phi$  1037\*H1029  
Wattage: 15xE14-40W



**RD19030B-8+4**

Main material: brass+hand-made glass  
Dimensions(mm):  $\Phi$  914\*H826  
Wattage: 12xE14-40W

**RD19032-6+3+3A**

Main material: brass+crystal  
Dimensions(mm): $\Phi$ 815\*H840  
Wattage: 12xE14-40W



**RD19032-6+3+3B**

Main material: brass+crystal  
Dimensions(mm): $\Phi$ 815\*H840  
Wattage: 12xE14-40W



**RD19032-8+4+3A**

Main material: brass+crystal  
Dimensions(mm): $\Phi$ 930\*H900  
Wattage: 15xE14-40W



**RD19032-8+4+3B**

Main material: brass+crystal  
Dimensions(mm): $\Phi$ 930\*H900  
Wattage: 15xE14-40W



**RD19032-12+6+3A**

Main material: brass+crystal  
Dimensions(mm): Φ 1080\*H1130  
Wattage:21xE14-40W



**RD19032-12+6+3B**

Main material: brass+crystal  
Dimensions(mm): Φ 1080\*H1130  
Wattage:21xE14-40W



**RD19032-12+6+11A**

Main material: brass+crystal  
Dimensions(mm): Φ 1250\*H1345  
Wattage:29xE14-40W



**RD19032-12+6+11B**

Main material: brass+crystal  
Dimensions(mm): Φ 1250\*H1345  
Wattage:29xE14-40W



**RD19038-6+3**

Main material: brass+crystal+glass  
 Dimensions(mm): Φ720\*H720  
 Wattage:9xE14-40W

**RD19038-8+4**

Main material: brass+crystal+glass  
 Dimensions(mm): Φ860\*H730  
 Wattage:12xE14-40W

**RD19067-10+6**

Main material: brass+marble  
 Dimensions(mm): Φ1350\*H1140  
 Wattage:16xE14-40W

**RD19114-6**

Main material: brass+tiffany glass  
 Dimensions(mm): Φ590\*H800  
 Wattage:6xE14-40W



**RD20004L**

Main material: brass+glass  
Dimensions(mm):L915\*W280\*H600  
Wattage:LED



**RD20004R**

Main material: brass+glass  
Dimensions(mm):Φ580\*H610  
Wattage:LED



**RD20006-1A**

Main material: brass+crystal  
Dimensions(mm):Φ355\*H861  
Wattage:1xE14-40W



**RD20006-1G**

Main material: brass+crystal  
Dimensions(mm):Φ120\*H420\*H1000  
Wattage:1xE14-40W





**RD20006-1N**

Main material: steel+glass  
Dimensions(mm):  $\Phi$ 120\*H420\*H1000  
Wattage:1xE14-40W

**RD20006-8BG**

Main material: brass+glass  
Dimensions(mm):  $\Phi$ 760\*H460\*H930  
Wattage:8xE14-40W



**RD20006-8BN**

Main material: steel+glass  
Dimensions(mm):  $\Phi$ 760\*H460\*H930  
Wattage:8xE14-40W

**RD20033-1G**

Main material: brass+glass  
Dimensions(mm): W140\*H315  
Wattage:1xE27-60W



**RD20033-1N**

Main material: steel+glass  
Dimensions(mm):W140\*H315  
Wattage:1xE27-60W



**RD20033-3BG**

Main material: brass+glass  
Dimensions(mm):W440\*H925  
Wattage:3xE27-60W



**RD20033-3BN**

Main material: steel+glass  
Dimensions(mm):W440\*H925  
Wattage:3xE27-60W



**RD20033-3G**

Main material: brass+glass  
Dimensions(mm):Φ340\*H1200  
Wattage:3xE27-60W





**RD20033-3N**

Main material: steel+glass  
Dimensions(mm): $\Phi$ 340\*H1200  
Wattage:3xE27-60W



**RD20033-5G**

Main material: brass+glass  
Dimensions(mm):L1260\*W140\*H1120  
Wattage:5xE27-60W

**RD20033-5N**

Main material: steel+glass  
Dimensions(mm):L1260\*W140\*H1120  
Wattage:5xE27-60W



**RD20033-6G**

Main material: brass+glass  
Dimensions(mm): $\Phi$ 700\*H1095  
Wattage:6xE27-60W





### RD20033-6N

Main material: steel+glass  
Dimensions(mm): $\Phi$ 700\*H1095  
Wattage:6xE27-60W



### RD20033-8G

Main material: brass+glass  
Dimensions(mm): $\Phi$ 875\*H1115  
Wattage:6xE27-60W



### RD20033-8N

Main material: steel+glass  
Dimensions(mm): $\Phi$ 875\*H1115  
Wattage:8xE27-60W



### RD20037-3A

Main material: iron+glass  
Dimensions(mm): $\Phi$ 295\*H600  
Wattage:3xG9

**RD20037-6A**

Main material: iron+glass  
Dimensions(mm):  $\Phi$ 440\*H416  
Wattage: 6xG9



**RD20042-6**

Main material: iron  
Dimensions(mm):  $\Phi$ 710\*H612  
Wattage: 6xE14-40W



**RD20042-8**

Main material: iron  
Dimensions(mm):  $\Phi$ 890\*H816  
Wattage: 8xE14-40W



**RD20042-8+4**

Main material: iron  
Dimensions(mm):  $\Phi$ 990\*H1005  
Wattage: 12xE14-40W



**RD20042-10L**

Main material: iron  
Dimensions(mm):L1250\*W450\*H800  
Wattage:10xE14-40W



**RD20042-10L**

Main material: aluminum+iron+glass  
Dimensions(mm):Φ230\*H160  
Wattage:Led



**RD20312A-400**

Main material: steel+acrylic  
Dimensions(mm):Φ400\*H50  
Wattage: Led



**RD20312A-600**

Main material: steel+acrylic  
Dimensions(mm):Φ600\*H50  
Wattage: Led



**RD20312B-400**

Main material: steel+acrylic  
Dimensions(mm): $\Phi$ 400\*H40  
Wattage:Led



**RD20312A-800**

Main material: steel+acrylic  
Dimensions(mm): $\Phi$ 800\*H50  
Wattage: Led

**RD20312B-600**

Main material: steel+acrylic  
Dimensions(mm): $\Phi$ 600\*H40  
Wattage:Led



**RD30465-8+3+3**

Main material: brass+crystal+green agate  
Dimensions(mm): $\Phi$ 970\*H1100



**ПОТОЛОЧНЫЕ**

**RX20033-1N**

Main material: steel+glass  
Dimensions(mm):W140\*H320  
Wattage:1xE27-60W



**RX20033-1G**

Main material: brass+glass  
Dimensions(mm):W140\*H320  
Wattage:1xE27-60W



**RX20046-1AH**

Main material: iron+glass  
Dimensions(mm):Φ200\*H210  
Wattage:1xE27-60W

**RX20046-1AG**

Main material: iron+glass  
Dimensions(mm):Φ200\*H210  
Wattage:1xE27-60W





**RX20046-1AN**

Main material: iron+glass  
Dimensions(mm):  $\Phi 200 \times H210$   
Wattage: 1xE27-60W



**RX20046-1BG**

Main material: iron+glass  
Dimensions(mm):  $\Phi 203 \times H203$   
Wattage: 1xE27-60W



**RX20046-1BH**

Main material: iron+glass  
Dimensions(mm):  $\Phi 203 \times H203$   
Wattage: 1xE27-60W



**RX20046-1BN**

Main material: iron+glass  
Dimensions(mm):  $\Phi 203 \times H203$   
Wattage: 1xE27-60W





**RX20535-1**

Main material: brass+glass  
Dimensions(mm):  $\Phi 180 \times H190$   
Wattage: 1xE27-60W



**RX20536-1**

Main material: brass+glass  
Dimensions(mm):  $\Phi 200 \times H240$   
Wattage: 1xE27-60W



**RX18164L**

Main material: brass+glass  
Dimensions(mm):  $\Phi 500 \times H160$   
Wattage: LED



**RX18164M**

Main material: brass+glass  
Dimensions(mm):  $\Phi$ 400\*H160  
Wattage:LED



**RX18235A-S**

Main material: brass  
Dimensions(mm):  $\Phi$ 580\*H85  
Wattage:LED



**RX18235A**

Dimensions(mm):  $\Phi$ 580\*H155

**RX18235C-L**

Dimensions(mm):  $\Phi$ 406\*H101

**RX18235C-S**

Dimensions(mm):  $\Phi$ 300\*H85

Main material: brass+glass  
Wattage:LED



**RX18235F-L**  
Dimensions(mm):W406\*H101  
**RX18235F-S**  
Dimensions(mm):W300\*H85  
Main material: brass+glass  
Wattage:LED



**RX20004R-M**  
Main material: brass+glass  
Dimensions(mm):Φ400\*H60  
Wattage:LED



**RX20004R-S**  
Main material: brass+glass  
Dimensions(mm):Φ300\*H60  
Wattage:LED



**RX20004S-M**

Main material: brass+glass  
Dimensions(mm):W400\*H60  
Wattage:LED



**RX20004S-S**

Main material: brass+glass  
Dimensions(mm):W300\*H60  
Wattage:LED



**RX20006-5G**

Main material: brass+glass  
Dimensions(mm):Φ810\*H130  
Wattage:5xE14-40W



**RX20006-5N**

Main material: brass+glass  
Dimensions(mm):  $\phi 810$ \*H130  
Wattage:5xE14-40W



**RX20006-6AG**

Main material: brass+glass  
Dimensions(mm):  $\phi 810$ \*H240  
Wattage:6xE14-40W



**RX20006-6AN**

Main material: iron+glass  
Dimensions(mm):  $\phi 810$ \*H240  
Wattage:6xE14-40W



**RX20045-1**

Main material: aluminum+iron+glass  
Dimensions(mm):  $\Phi$ 230\*H100  
Wattage: LED


**RX20538-L600**

Main material: brass+acrylic  
Dimensions(mm): L600\*W400\*H40  
Wattage: LED




**RX20538-W300**

Main material: brass+acrylic  
Dimensions(mm): L300\*W300\*H40  
Wattage: LED



**RX20538-W400**

Main material: brass+acrylic  
Dimensions(mm):L400\*W400\*H40  
Wattage:LED



**RX20538-W500**

Main material: brass+acrylic  
Dimensions(mm):L500\*W500\*H40  
Wattage:LED



**RX20538-Φ300**

Main material: brass+acrylic  
Dimensions(mm):Φ300\*H40  
Wattage:LED



**RX20538-Φ400**

Main material: brass+acrylic  
Dimensions(mm): Φ400\*H40  
Wattage:LED



**RX20538-Φ500**

Main material: brass+acrylic  
Dimensions(mm): Φ500\*H40  
Wattage:LED



**НАСТЕННЫЕ**

**RB17174-1**

Main material: brass  
Dimensions(mm):W120\*E210\*H330  
Wattage:1xE14-40W



**RB6532-6+1B**

Main material: brass  
Dimensions(mm):W230\*E180\*H500  
Wattage:1xE27 6xG9



**RB18121-3**

Main material: brass+glass  
Dimensions(mm):W302\*E155\*H435  
Wattage:3xE14-40W



**RB18126-1**

Main material: brass  
Dimensions(mm):W150\*E310\*H405  
Wattage:1xE14-40W



**RB18204-2A**  
Dimensions(mm):W180\*E135\*H1900  
**RB18204-2B**  
Dimensions(mm):W135\*E110\*H670  
Main material: brass  
Wattage:2xE14-40W



**RB18213-1**  
Main material: brass+marble  
Dimensions(mm):W195\*E280\*H650  
Wattage:1xE14-40W



**RB18235C-1**  
Main material: brass+glass  
Dimensions(mm):W120\*E100\*H310  
Wattage:1xE14-40W



**RB18235C-2**  
Main material: brass+glass  
Dimensions(mm):W120\*E100\*H520  
Wattage:2xE14-40W

**RB18244-2**

Main material: iron  
Dimensions(mm):W300\*E155\*H540  
Wattage:2xE14-40W

**RB18259-1**

Main material: brass+crystal  
Dimensions(mm):W115\*E128\*H305  
Wattage:1xE14-40W

**RB18259-2**

Main material: brass+crystal  
Dimensions(mm):W220\*E120\*H305  
Wattage:2xE14-40W

**RB19003-2**

Main material: brass+glass  
Dimensions(mm):W140\*E155\*H522  
Wattage:2xE14-40W



**RB19015A-1**

Main material: brass+glass  
Dimensions(mm):W150\*E290\*H360  
Wattage:1xE14-40W



**RB19015B-1**

Main material: brass+glass  
Dimensions(mm):W150\*E290\*H360  
Wattage:1xE14-40W

**RB19015C-1**

Main material: brass+tiffany glass  
Dimensions(mm):W150\*E290\*H360  
Wattage:1xE14-40W



**RB19016-2**

Main material: brass+marble  
Dimensions(mm):W519\*E274\*H762  
Wattage:2xE14-40W

**RB19015A-2**

Main material: brass+glass  
Dimensions(mm):W441\*E236\*H360  
Wattage:2xE14-40W



**RB19015B-2**

Main material: brass+glass  
Dimensions(mm):W441\*E236\*H360  
Wattage:2xE14-40W



**RB19015C-2**

Main material: brass+tiffany glass  
Dimensions(mm):W441\*E236\*H360  
Wattage:2xE14-40W





**RB19067-2**

Main material: brass+marble  
Dimensions(mm):W600\*E300\*H472  
Wattage:2xE14-40W



**RB19036-1**

Main material: brass+crystalglass  
Dimensions(mm):W130\*E258\*H395  
Wattage:1xE14-40W



**RB19087-1**

Main material: brass+glass  
Dimensions(mm):W220\*E250\*H800  
Wattage:1xE14-40W



**RB20004-1**

Main material: brass+glass  
Dimensions(mm):W105\*E110\*H390  
Wattage:1xE14-40W



**RB20004-2**

Main material: brass+glass  
Dimensions(mm):W80\*E110\*H690  
Wattage:2xE14-40W



**RB20004M**

Main material: brass+glass  
Dimensions(mm):W120\*E90\*H510  
Wattage: LED



**RB20004S**

Main material: brass+glass  
Dimensions(mm):W120\*E90\*H320  
Wattage: LED



**RB20005-1**

Main material: brass+glass  
Dimensions(mm):W130\*E200\*H365  
Wattage: 1xE14-40W



**RB20006-1G**

Main material: brass+glass  
Dimensions(mm):W120\*E105\*H600  
Wattage: 1xE14-40W



**RB20006-1N**

Main material: steel+glass  
Dimensions(mm):W120\*E105\*H600  
Wattage: 1xE14-40W



**RB20006-2G**

Main material: brass+glass  
Dimensions(mm):W120\*E105\*H790  
Wattage: 2xE14-40W



**RB20006-2N**  
Main material: steel+glass  
Dimensions(mm):W120\*E105\*H790  
Wattage: 2xE14-40W



**RB20008-1**  
Main material: brass+glass  
Dimensions(mm):W160\*E210\*H380  
Wattage: 1xE14-40W



**RB20008-2**  
Main material: brass+glass  
Dimensions(mm):W400\*E220\*H380  
Wattage: 2xE14-40W



**RB20033-1G**  
Main material: brass+glass  
Dimensions(mm):W140\*E200\*H440  
Wattage: 1xE27-60W


**RB20033-1N**

Main material: steel+glass  
Dimensions(mm):W140\*E200\*H440  
Wattage: 1xE27-60W




**RB20042-1**

Main material: iron  
Dimensions(mm):W170\*E225\*H476  
Wattage: 1xE14-40W



**RB20042-2**

Main material: iron  
Dimensions(mm):W440\*E225\*H476  
Wattage: 2xE14-40W





### **RB20537-3**

Main material: brass  
Dimensions(mm): W300\*E60\*H53  
Wattage: LED



### **RB20537-5**

Main material: brass  
Dimensions(mm): W500\*E60\*H68  
Wattage: LED



### **RB20537-7**

Main material: brass  
Dimensions(mm): W700\*E60\*H68  
Wattage: LED



**RB30465-2**

Main material: brass+crystal  
Dimensions(mm): W465\*E304\*H721  
Wattage: 2xE14-40W



**RB32678-1D**

Main material: brass+glass  
Dimensions(mm): W110\*E138\*H435  
Wattage: 1xE14-40W



**RB33886-1**

Main material: brass+marble  
Dimensions(mm): W145\*E140\*H510  
Wattage: 1xE14-40W

**НАСТОЛЬНЫЕ**



**RT4862-1**

Main material: brass  
Dimensions(mm):  $\Phi$ 420\*H800  
Wattage: 1xE27-60W



**RT4869-1**

Main material: brass+crystal  
Dimensions(mm):  $\Phi$ 380\*H810  
Wattage: 1xE27-60W



**RT6784-1M**

Main material: brass+marble  
Dimensions(mm):  $\Phi$ 510\*H732  
Wattage: 1xE27-60W



**RT17174-1B**

Main material: brass  
Dimensions(mm):  $\Phi$ 430\*H730  
Wattage: 1xE27-60W

**RT18078-1**

Main material: brass  
Dimensions(mm): Φ440\*H570  
Wattage: 1xE27-60W



**RT18086-3+3**

Main material: brass+glass  
Dimensions(mm): L590\*W400\*H840  
Wattage: 6xG9



**RT18086-3A**

Main material: brass+glass  
Dimensions(mm): W470\*H950  
Wattage: 4xG9



**RT18134-1**

Main material: brass  
Dimensions(mm): Φ290\*H940  
Wattage: 1xE27-60W





**RT18144-1A**  
Main material: brass  
Dimensions(mm):  $\Phi$ 330\*H1000  
Wattage:1xE27-60W



**RT18144-1B**  
Main material: brass  
Dimensions(mm):  $\Phi$ 400\*H800  
Wattage:1xE27-60W

**RT18153-1**

Main material: brass+crystal  
Dimensions(mm):  $\Phi$ 280\*H410  
Wattage:1xE27-60W



**RT18144-1D**  
Main material: brass  
Dimensions(mm):  $\Phi$ 200\*H500  
Wattage:1xE27-60W



**RT18169-1**

Main material: brass+crystal  
Dimensions(mm): Φ400\*H655  
Wattage:1xE27-60W



**RT18191-6**

Main material: brass+natural crystal+marble  
Dimensions(mm): Φ260\*H760  
Wattage:6xG9



**RT18212-1**

Main material: brass+marble  
Dimensions(mm): Φ480\*H845  
Wattage:1xE27-60W



**RT18219-1**

Main material: brass+crystal  
Dimensions(mm): Φ203\*H483  
Wattage:1xE27-60W



**RT18229-1**  
Main material: brass+marble  
Dimensions(mm): $\Phi$ 405\*H940  
Wattage:1xE27-60W



**RT18230-1**  
Main material: brass  
Dimensions(mm): $\Phi$ 228\*H939  
Wattage:1xE27-60W



**RT18242-1**  
Main material: brass+leather  
Dimensions(mm):W350\*H775  
Wattage:1xE27-60W



**RT18254-1**  
Main material: brass  
Dimensions(mm):W450\*H700  
Wattage:1xE27-60W



**RT18267-1**

Main material: brass+marble  
Dimensions(mm): $\Phi$ 495\*H800  
Wattage:1xE27-60W



**RT19007-1**

Main material: brass+purple crystal  
Dimensions(mm): $\Phi$ 460\*H780H  
Wattage:1xE27-60W



**RT19008-1**

Main material: brass  
Dimensions(mm):L430\*W255\*H840  
Wattage:1xE27-60W



**RT19022-1**

Main material: brass  
Dimensions(mm): $\Phi$ 357\*H783  
Wattage:1xE27-60W



**RT19024-1**  
Main material: brass  
Dimensions(mm):  $\Phi$ 220\*H815  
Wattage:1xE27-60W



**RT19042-1**  
Main material: brass+marble  
Dimensions(mm):  $\Phi$ 330\*H673  
Wattage:1xE27-60W

**RT20004-1**  
Main material: brass+glass  
Dimensions(mm): L273\*W200\*H700  
Wattage:1xE14-40W



**RT20025-1**  
Main material: marble  
Dimensions(mm):  $\Phi$ 400\*H750  
Wattage:1xE27-60W





**RT20028-1**

Main material: brass+marble  
Dimensions(mm): $\Phi$ 410\*H810  
Wattage:1xE27-60W



**RT20030-1**

Main material: brass+glass  
Dimensions(mm): $\Phi$ 480\*H750  
Wattage:1xE27-60W

**RT20033-1G**

Main material: brass+glass  
Dimensions(mm): $\Phi$ 200\*H510  
Wattage:1xE27-60W



**RT20033-1N**

Main material: steel+glass  
Dimensions(mm): $\Phi$ 200\*H510  
Wattage:1xE27-60W





**RT20039-1A**

Main material: brass  
Dimensions(mm):  $\Phi$ 180\*H610  
Wattage: 1xE27-60W



**RT20039-1B**

Main material: brass  
Dimensions(mm):  $\Phi$ 180\*H450  
Wattage: 1xE27-60W



**RT20039-1B**

Main material: brass  
Dimensions(mm):  $\Phi$ 180\*H450  
Wattage: 1xE27-60W

**НАПОЛЬНЫЕ**



**RL1127-1**

Main material: brass  
Dimensions(mm): 585L\*280\*1440H  
Wattage: 1xE27-60W



**RL1145-1**

Main material: brass  
Dimensions(mm):  $\Phi$ 470\*1350H  
Wattage: 1xE27-60W



**RL2778-1**

Main material: brass  
Dimensions(mm):  $\Phi$ 480\*1700H  
Wattage: 1xE27-60W



**RL2874-1**

Main material: brass  
Dimensions(mm):  $\Phi$ 950\*1600H  
Wattage: 1xE27-60W



**RI3322**

Main material: brass+glass  
 Dimensions(mm):  $\Phi$ 470\*1780H  
 Wattage: 1xE27-60W



**RL3323-2**

Main material: brass+marble+clothshade  
 Dimensions(mm):  $\Phi$ 560 x 1650H  
 Wattage: 2xE14-40W



**RL4368-1**


Main material: brass  
 Dimensions(mm):  $\Phi$ 500\*1800H  
 Wattage: 1xE27-60W



**RL4846-1**

## RL4858-4

Main material: brass+glass+marble  
Dimensions(mm): W295\*H1650  
Wattage: 4\*E14-40W



## RL4862-1

Main material: brass  
Dimensions(mm):  $\Phi$ 520\*H1660  
Wattage: 1xE27-60W



## RL4869-1

Main material: brass+crystal  
Dimensions(mm):  $\Phi$ 450\*H1700  
Wattage: 1xE27-60W

## RL4884-1

Main material: brass  
Dimensions(mm): L900\*W475\*H1750  
Wattage: 1xE27-60W



**RL4893-2**

Main material: brass  
 Dimensions(mm):L600\*W750\*1880H  
 Wattage:2xE27-60W

**RL4921-1**

Main material: brass  
 Dimensions(mm):L911\*W510\*1800H  
 Wattage:1xE27-60W

**RL5358-1**

Main material: brass  
 Dimensions(mm):L1000\*W230\*H1500  
 Wattage:1xE27-60W

**RL5361-1A**

Main material: alloy  
 Dimensions(mm):W300\*H1860  
 Wattage:1xE27-60W

**RL5361-1B**

Main material: alloy  
 Dimensions(mm):W240\*H1350  
 Wattage:1xE27-60W



**RL5362-1**

Main material: alloy  
Dimensions(mm):W300\*H1560  
Wattage:1xE27-60W



**RL5762-5**

Main material: brass  
Dimensions(mm):Φ500\*1680H  
Wattage:5xE14-40W



**RL5763-1**

Main material: brass  
Dimensions(mm):W350\*L500\*1560H  
Wattage:1xE27-60W





**RL5913-2**

Main material: brass  
Dimensions(mm):  $\Phi$ 540\*1540H  
Wattage: 2xE27-60W



**RL5919-1**

Main material: brass  
Dimensions(mm): L380\*W270\*1500H  
Wattage: 1xE27-60W



**RL5920-1**

Main material: brass  
Dimensions(mm):  $\Phi$ 450\*1520H



**RL5922-1**

Main material: brass  
Dimensions(mm): L680\*W280\*1700H  
Wattage: 1xE27-60W



**RL5924-1**

Main material:brass  
Dimensions(mm):W560\*H1060-1400  
Wattage:1\*E27-60W



**RL6720-1**

Main material: brass+crystal+marble  
Dimensions(mm):Φ450\*1730H  
Wattage:1xE27-60W



**RL6792-3**

Main material: brass  
Dimensions(mm):Φ550\*H1800  
Wattage:3xE14-40W



**RL6793-1**

Main material: brass  
Dimensions(mm):L1007\*H1750  
Wattage:1xG9

**RL6797-1**

Main material: brass  
Dimensions(mm):  $\Phi$ 580\*H1850  
Wattage: 1xE27-60W



**RL6970-1**

Main material: iron+glass  
Dimensions(mm):  $\Phi$ 355\*H1500  
Wattage: 1\*E27-60W



**RL7113-3**

Main material: brass+glass  
Dimensions(mm): W638\*H1680  
Wattage: 3xE14-40W



**RL7121-2**

Main material: brass  
Dimensions(mm):  $\Phi$ 585\*1675H  
Wattage: 2xE27-60W







**RL7147-5**  
Main material: brass+crystal  
Dimensions(mm):  $\Phi$ 700\*1900H  
Wattage:5xG9



**RL7150-3**  
Main material:brass+crystal  
Dimensions(mm):  $\Phi$ 550\*H1820  
Wattage:3\*E14-60W



**RL7153-6**  
Main material: brass+glass  
Dimensions(mm):  $\Phi$ 600\*2000H  
Wattage:6xG9



**RL17159-4**  
Main material:steel+crystal  
Dimensions(mm):  $\Phi$ 520\*H1700  
Wattage:4\*E14-60W

**RL17184-2**

Main material:brass+marble  
Dimensions(mm):W480\*H1550  
Wattage:2\*E14-60W



**RL17184-7**

Main material:brass+marble  
Dimensions(mm):W400\*H1750  
Wattage:7\*E14-60W



**RL18005-1**

Main material:brass  
Dimensions(mm):Φ600\*H1725  
Wattage:1\*E27-60W



**RL18019-1**

Main material:brass+crystal  
Dimensions(mm):Φ460\*H1700  
Wattage:1\*E27-60W



**RL18052-3**

Main material:brass+wood  
Dimensions(mm): Φ550\*H1800  
Wattage:3\*E27-60W



**RL18254-1**

Main material:brass  
Dimensions(mm): Φ610\*H1830  
Wattage:1\*E27-60W



**RL18068-3**

Main material:brass  
Dimensions(mm): L550\*W300\*H1750  
Wattage:3\*E27-60W



**RL18070-1**

Main material: brass+crystal  
Dimensions(mm): Φ500\*H1600  
Wattage: 1\*E27-60W



**RL18072-1**  
Main material: brass  
Dimensions(mm):  $\Phi$ 480\*H1600  
Wattage:1\*E27-60W



**RL18081-3**  
Main material: brass  
Dimensions(mm): W450\*H1770  
Wattage:3\*E14-40W



**RL18081-7**  
Main material: brass+iron  
Dimensions(mm): W500\*H1800  
Wattage:7\*E14-40W



**RL18086-4A**  
Main material: brass  
Dimensions(mm): W470\*H1700  
Wattage:4xG9

**RL18090-4**

Main material: brass+feather  
Dimensions(mm):  $\Phi$ 1000\*H1800  
Wattage: 4\*E14-40W



**RL18144A-4**

Dimensions(mm):  $\Phi$ 330\*H1750

**RL18144B-4**

Dimensions(mm):  $\Phi$ 330\*H1500

**RL18144C-4**

Dimensions(mm):  $\Phi$ 330\*H1250

Main material: brass  
Wattage: 4\*E27-60W



**RL18194-1**

Main material: brass  
Dimensions(mm):  $\Phi$ 550\*H1700  
Wattage: 1\*E27-60W



**RL18146-1**

Main material: brass+natural stone  
Dimensions(mm):  $\Phi$ 580\*H1650  
Wattage: 1xE27-60W



### RL18195-1

Main material: brass  
Dimensions(mm):  $\Phi$ 480\*H1490  
Wattage: 1\*E27-60W



**RL18230-1**  
Main material: brass  
Dimensions(mm):  $\Phi$ 405\*H1650  
Wattage: 1x E27-60W

### RL18242-1

Main material: brass+leather  
Dimensions(mm): W520\*H1580  
Wattage: 1x E27-60W



### RL18053-3

Main material: resin  
Dimensions(mm): 高约: 1850  
Wattage: 3\*E27-60W





**RL20025-1**  
Main material: iron+marble  
Dimensions(mm):  $\Phi$ 400\*H1750  
Wattage: 1xE27-60W



**RL20033-1G**  
Main material: brass+glass  
Dimensions(mm): L340\*H1650  
Wattage: 1xE27-60W



**RL20033-1N**  
Main material: brass+glass  
Dimensions(mm): L340\*H1650  
Wattage: 1xE27-60W



**RL31526-12**  
Main material: brass+crystal  
Dimensions(mm):  $\Phi$ 420\*H1750H  
Wattage: 12xG9



**RL31992-1**  
Main material:brass  
Dimensions(mm): $\Phi$ 400\*H1800  
Wattage:1\*E27-60W



**RL33547-19**  
Main material:iron  
Dimensions(mm): $\Phi$ 570\*H2200  
Wattage:19\*E27-60W



**RL52424-1**  
Main material:iron+wood  
Dimensions(mm):L500\*W250\*H1680  
Wattage:1\*E27-60W



**RL52430-5**  
Main material:brass+marble  
Dimensions(mm):W350\*H1375  
Wattage:5\*E14-60W