

**#19**

**HENGE**

# Creators of Landscapes

# INDEX

## BAR & KITCHEN

OZONE L PP. 198, 200, 202, 206, 208

## BOOKSHELVES

BISTROT PP. 117, 142  
CAGE BS PP. 161, 163  
WEB PP. 98, 168, 174, 177, 178

## CABINETS

LOOM PROGRAM PP. 102, 105, 109  
LOOM CABINET PP. 70, 185  
SLIM SIDE PP. 57, 153  
UPPER SIDE PP. 71, 75, 76

## SOFAS

HUMAN SOFA PP. 100, 108, 110  
LAILAND PP. 160  
RF SOFA PP. 41, 42, 45, 62, 65, 66, 164, 182  
VERTIGO SOFA PP. 54, 120, 142  
GELLY POUF PP. 102, 109, 133, 164, 181

## ARMCHAIRS

HUMAN ARMCHAIR PP. 126  
VOYAGE ARMCHAIR PP. 102, 107

## CHAIRS

EX-TRA CHAIR PP. 185, 189  
NOCE CHAIR PP. 125, 129, 142, 157, 185  
SAVANNA PP. 80, 83, 151, 158  
STRIP CHAIR PP. 119  
ZAGG PP. 96, 150, 154, 158

## COFFEE TABLES

BACKGROUND PP. 102, 108  
BE-MINE PP. 54, 58  
BE-MINE XL PP. 160  
GIBSON PP. 120, 142, 164, 171  
MUSHROOM PP. 100  
NETWORK TABLE PP. 192  
OCTAGON PP. 110  
POKE TABLE PP. 130  
PRIMITIVE PP. 40, 45, 53, 62, 65, 133  
PUDDLE PP. 61, 169, 171, 172  
SR TABLE PP. 48

## TABLES

OXYMORON TABLE PP. 185  
SYNAPSES TABLE PP. 72, 80, 86, 88, 91, 150, 158

## LIGHTING

ABACO LAMP PP. 38, 41  
COMPOUND TABLE LAMP PP. 46, 71, 167  
ELBUS PP. 133, 192  
GHOST TABLE LAMP PP. 122, 129, 142  
LIGHT RING HORIZONTAL PP. 147  
LIGHT RING HORIZONTAL POLYGONAL PP. 53, 164  
REFLEX PP. 160  
SKYFALL LAMP PP. 95, 215, 216  
STARLIGHT HORIZONTAL PP. 185, 186  
STARLIGHT HORIZONTAL XL PP. 102, 108  
TUBULAR HORIZONTAL MAXI PP. 120  
WALL CLIPS XL 7/9/10/12 PP. 108, 225

COLLECTION DESIGNED AND COORDINATED  
BY MASSIMO CASTAGNA

Each of us lives in perfect balance between two opposite poles, the need to stay, seeking stability, certainty and reassurance, and the desire to leave, to overcome limits, to go beyond any custom to constantly search for new stimuli. Origins are never erased. It is essential, at least for a moment, to turn back and look gratefully upon the work of the past years, at the heads and hands that pursued the same goals, recognizing and reconfirming the path. Despite a crazy race behind you, it is finding that the signs of your passage, ideas, concepts and objects remain, surviving the changing times and fashions as if they were a premonition. Nevertheless, it is a great privilege to look ahead, exploring the unexpected and unsuspected, moving beyond national identities.

In various parts of the world, we see the living environments that will welcome our products, sets that change while tirelessly pursuing new combinations. On the one hand is the interpretation of lifestyles, recognizing the functionalities and evolution of taste, the sense, the application of design thinking. On the other is the work researching more deeply the great world of Italian craftsmanship, the sense of dexterity and material potential. It is studying the enhancement of nature where elements are inextricably linked to one another, imbued with the typically Italian way of thinking that makes us unique in the world.






Playing with materials is like giving them life, a soul, teaching them to love each other. It is looking at them with their poetics and studying their combinations. It is searching for a personal feeling for the objects that live in our homes. It is welcoming and enhancing materials and ancient techniques with a contemporary spirit to create the travel companions of our lives.



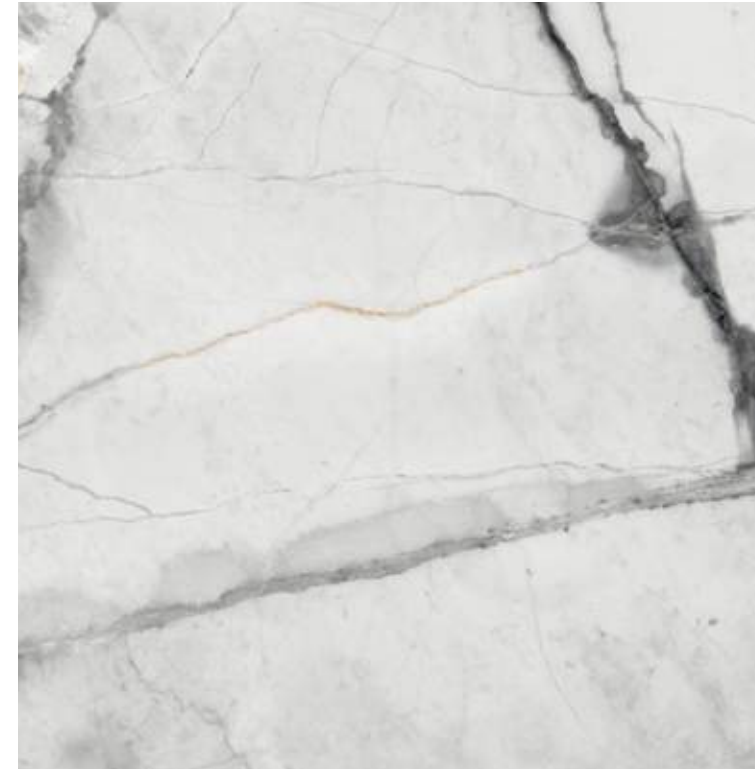
The incredible world of stone, with its great facets and potential, is where matter and workmanship are closely linked in a single formula, always bringing new and different results and meanings. The 2019 research enters the world of “unique” stones where rare and poetically beautiful materials are extracted from small selected quarries that face incredible difficulties to process them. New and original techniques range from the asymmetric concentric linear vein to stone folding, following the vein with extra slim thicknesses.



Made of craters, the surface has a lunar appearance similar to basalt volcanic rock or a meteorite, embodying the imperfect perfection of nature. Aluminum foam is the unpredictable element that enters the world of Henge to dialogue with contrasting polished materials made of pure poetry with an unexpected personality.







The best Italian craftsmen use their trained hands to set the inner beauty of surfaces free. Unique veining designs harmoniously merge with the material's instinct, enhancing its charm by breaking away from the continuity of the Web-Grey stone through the H-Folding process.

Nothing is more natural than wood, a material shaped by life and time. Forest Fusion comes from an ancient processing technique that was abandoned for many years due to its inability to adapt to industrial processes. Skilled hands shape the poor part of the walnut tree, recreating the new surface texture and recomposing the small pieces into a natural mosaic of absolute beauty. The colors, the 2018 tobacco and the 2019 black, are the result of applying exclusive natural treatments with hot coals rather than dyes. They are signs of contemporaneity, a true hymn to nature.





The expressiveness of metals is a beloved Henge theme. These ageless, living materials mature over the years, becoming covered with a unique patina formed only by time. Metals reflect the profound, the search for inspiration, different souls, fundamental elements of the game of affinities and contrasts in the world of Henge. Silver Patina is the purest silver, almost a jewel, a treatment with ancient techniques, stained, reflective and opaque: a new metal soul with great expressive power.

The stones speak. Their language is the veins, shades of color and visual and tactile feelings created by nature's secular work, a manifestation of the divine on earth. Delicate and majestic, cold and warm, ancient and contemporary, there are no opposites, only mysteries. Black Lake is an exclusive and fascinating Italian stone with its oldest part hidden in a small internal quarry on the lake shores, separated from a larger quarry, guaranteeing absolute uniqueness.





The charm of imperfection is part of the Henge soul. We find it in nature, in sand, in fire. We find it in their uniqueness, with the certainty that every single piece will manifest its differences in a distinctive balance that shifts the references of time. Titanium Black sandcasting is an earth casting process, an ancient, artisanal and imperfect technique. The most modern numerical control processes and exclusive manual surface treatments are then applied, creating a new form of metal, a new aspect of nature.


It is amazing how nature knows the way to design beautifully rare paintings and to find certain affinities in completely different materials. Burr walnut is a wood derived from tradition, a surface made of veins and shades, lines, imperfections and colors that bring stone and wood together.

Hands are craftsmen's interpreters. In the ancient Italian ateliers where traditional crafts were silently passed down, they were indispensable, a precious treasure for transforming simple wooden parts into artistic pieces. In this case, the formula is also made of material, the application of treatments with exclusive natural reagents that change its color and update its meaning. Talented hands guarantee proper application, taking a fascinating material like walnut wood and allowing it to prosper by expressing its soul.






Textured leather from antiquity and fabrics that preserve the secrets of countries, cultures and peoples: always real materials. Henge's passion grows stronger than ever. With their various shades and color combinations, exclusive fabrics and leather find a way to show their deepest feelings that suggest different uses and meanings. It is a way to stimulate new desires, adding brilliance and tactility, color and decoration to emphasize the expressiveness of our pieces.



## LIMITED

More than a limited edition or a limited experience, Henge reaffirms its affinity for the most sophisticated artistic paths, proof of the highest level of creativity, craftsmanship and exclusivity. It is the true opposite of any industrial approach, a point of contact with the art world. STR Onyx, an ultra rare stone, was discovered along the barren plateaus of Iran in a closed quarry on the border of no man's land. Only a few blocks have the gray stone heart wrapped with small portions of black and white onyx and a beautiful contemporary linear vein. Highly valued for their expressive power and limited production, seven Synapses tables were created using this nearly unobtainable material. They are true masterpieces of project quality and processing complexity, interpreted with a unique and unrepeatably material: absolute exclusivity.





We rely on  
Made in Italy  
and its universal  
beauty as if it  
were a scientific  
rule, loving it  
like a perfect romance.





The new Henge collection is the metaphysics of beauty, with landscapes inside landscapes, lines within lines, living inside the art of living. The new project by Massimo Castagna is a symposium of outstanding materials, playing with each other in an eternal game of contrasts between light and shadow, soft and hard, smooth and uneven. Their combination is always a thrilling adventure to the touch, surprised and quenched by the experience of new feelings. Each element hides a secret world of its own with its deepest meanings and shapes left to be investigated. Together, they compose an interior landscape of unique worlds.

















Lighting like  
polygonal clouds.  
Hills of soft leather.  
Flowing rivers  
of metals reflecting  
their shades.



















Our worlds are  
inspired by  
the purest living  
forces and organic  
shapes in nature.









Graft.

Contamination.

Influence.

Encounter.

How many words could describe the meeting between the two worlds and their will to change into something new, blending their souls in a unique compound?





They seem to stretch  
towards one another  
from every side as if  
moved by a strong  
magnetism of beauty.

































Our environments  
are new custom living  
concepts, a space for  
fully experimenting  
and expressing the  
magical elements  
created by the best  
Italian craftsmanship.

























The journey started by Henge is one of a kind. It is a dive into the unknown waters of knowledge, unparalleled discoveries of the world we inhabit. What started with a few is now a worldwide project, a cult of beauty to worship and seek within every detail. We looked for the unique and became the unique. All we have experienced and desire becomes a real and concrete piece straddling the two. Henge's craftsmen are the translators, the hands that forge concealed skills, stretching their muscles and changing their habits to manifest the language of uniqueness.





New gestures bring  
new shapes that bare  
new souls, which  
vibrate into new  
places, forming new  
landscapes that define  
new ways of living.





























































Experiencing Henge  
means living in  
architectural beauty.

Emotion and  
technique are not two  
faraway universes.  
They are one.



The Henge technical evolution is a change in the concept of avant-garde innovations. It is the denial of functionality as a cold feature depriving design of its poetry. Technology speaks the same language as poetry. It becomes a way to experience uniqueness, a customizable element to match the needs and desires of the people inhabiting its space. Henge transformed the functions of its pieces from an enemy to companions of beauty, where movement, features and interactions become part of the design itself.



















A secret door to a world of technology and comfort, a hidden winery collecting the treasures of taste, or a simply beautiful boiserie. It is stunning how a single item can have so many captivating meanings and perspectives.

Beauty becomes multifunctional with Henge thanks to a special talent of mixing the most stunning artisan pieces with unparalleled innovations that rediscover the true meaning of design. This encounter between ancient and modern makes Henge's custom experience limitless. It elevates beyond the boundaries of nature, creating a living scenario that awakens with every interaction. It blossoms, then softly closes, disclosing its soul in a new light, completely changing the feeling.















Henge's journey through uniqueness is timeless. It has no beginning or end point, just the feeling of sublime beauty to be lived every day.

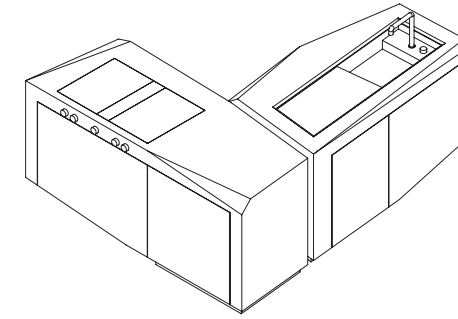




BAR & KITCHEN

OZONE L

Design  
Massimo Castagna



**STRUCTURE**

External structure in stone from our range. Drawers with Servo Drive automatic opening system, with electrical support. Internal drawers in Oak thermowood with internal partitions in black burnished steel and bottom in leather E-Type black. Predisposition for kitchen appliances and tap.

**FINISHES**

Stones from our range.

**OPTIONAL**

Brass grids (trivet).  
Dish drainer grid with wooden chopping board.  
Cutlery with partitions in black burnished steel.  
Dustbin kit in Stainless steel.

**DIMENSIONS:**

cm 360x85x93h  
cm 242x204x93h  
cm 520x97x93h

SIZES CAN BE CUSTOMIZED

**STRUTTURA**

Struttura esterna in pietra nella gamma a campionario. Cassetti con sistema Servo Drive, ad apertura automatica con supporto elettrico. Cassetti interni in rovere termizzato con divisori interni in acciaio brunito nero e fondo in pelle E-Type nero.

**FINITURE**

Pietre nella gamma a campionario.

**OPTIONAL**

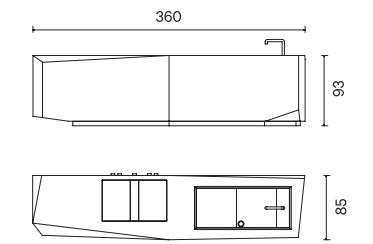
Griglia sottopentola in ottone.  
Griglia scolapiatti e tagliere.  
Portaposate con divisori in acciaio brunito nero.  
Kit pattumiere in acciaio inox.

**DIMENSIONI**

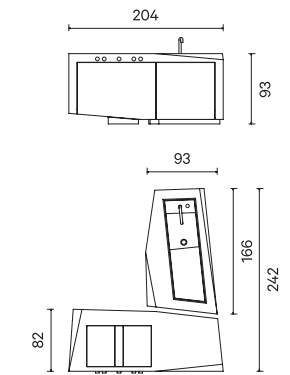
cm 360x85x93h  
cm 242x204x93h  
cm 520x97x93h

PERSONALIZZABILE A DISEGNO

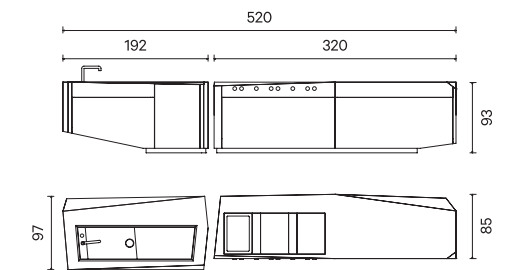
OZONE L KITCHEN 360X85 H 93



OZONE L KITCHEN 242X204 H 93

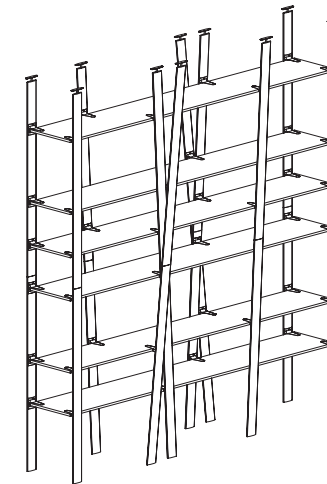


OZONE L KITCHEN 520X97 H 93



## BOOKSHELVES

## WEB



Design  
Massimo Castagna

**STRUCTURE**  
Upright in sandcasting Titanio.

**SHELVES**  
1,5 cm thick solid wood veneer.  
Fix shelves as per drawing.

**SHELVES FINISHES**  
Oak thermowood, eucalypto thermowood,  
black eucalyptus thermowood, acacia  
thermowood or Swamp Oak and Swamp Elm  
oil finish based on natural wax and water.  
Mandatory ceiling fixing kit included.

**DIMENSIONS:**  
cm 200x48x270h  
cm 250x48x270h  
cm 300x48x270h

SIZES CAN BE CUSTOMIZED

**STRUTTURA**  
Montanti in Titanio in fusione a terra.

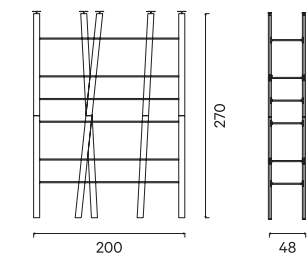
**RIPIANI**  
In listellare spessore 1,5 cm.  
Ripiani fissi a disegno.

**FINITURE RIPIANI**  
Rovere termizzato, eucalipto termizzato, eucalipto nero  
termizzato, acacia termizzato, rovere di palude, olmo di  
palude finiti ad olio a base di cera naturale ed acqua.  
Kit fissaggio a soffitto obbligatorio incluso.

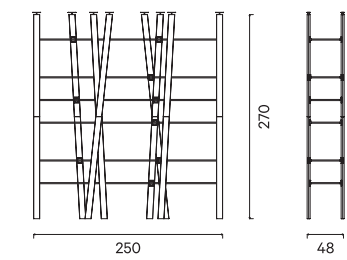
**DIMENSIONI**  
cm 200x48x270h  
cm 250x48x270h  
cm 300x48x270h

PERSONALIZZABILE A DISEGNO

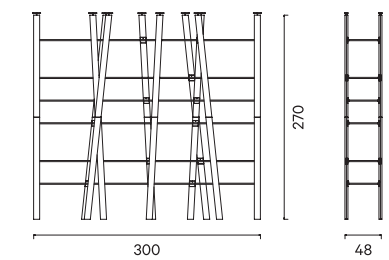
WEB 200X48 H 270



WEB 250X48 H 270

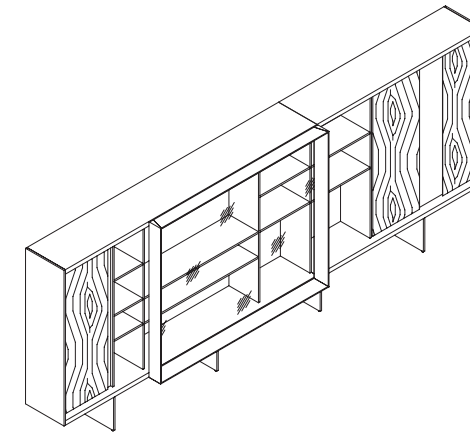


WEB 300X48 H 270



## CABINETS

## LOOM PROGRAM DOORS



### STRUCTURE

Top and base thickness 4 cm, shelves thickness 1,5 cm solidwood veneered. Sides in 1,5 cm wood veneered. Storage with backrest in bronzed mirror and shelves in bronzed tempered glass thickness 1 cm. Led light recessed into the top (downward) 3000K.

### STRUCTURE FINISHES

Oak thermowood, Eucalyptus thermowood, Black Eucalyptus thermowood, Acacia thermowood, Swamp oak, Swamp Elm.

### SIDES FINISHES

Oak thermowood, Eucalyptus thermowood, Black Eucalyptus thermowood, Acacia thermowood, Swamp oak, Swamp Elm, or covered with black burnished Steel.

### HINGED DOORS

With 3 cm hinged door in solidwood veneered.

### DOORS FINISHES

Oak thermowood, Eucalyptus thermowood, Black Eucalyptus thermowood, Acacia thermowood, Swamp oak, Swamp Elm or H-Piuma, with groove handle with insert in black burnished steel.

### BASE

Height 35 cm in black burnished steel.

### SLIDING DOOR

Glass sliding door with frame in burnished steel or burnished brass. Glass Stopsol supersilver 0,5 cm cm 175x12x140h

### OPTIONAL

Metal backrest in black burnished steel, burnished Platino, burnished Titanio, burnished Brass  
Stone backrest with stone from our range  
Doors with front in H-Piuma

### DIMENSIONS

cm 440x40x175

SIZES CAN BE CUSTOMIZED

Design

Massimo Castagna

### STRUTTURA

Top, base e ripiani in legno listellare spessore 4 cm. Fianchi spessore 1,5 cm. Contenitori con schienale in specchio bronzato e ripiani in vetro temperato bronzato spessore 1 cm. Luce a led incassata nel top (puntamento verso il basso) 3000K.

### FINITURE STRUTTURA

Rovere termizzato, eucalipto termizzato, eucalipto nero termizzato, acacia termizzato finite ad olio a base cera naturale ed acqua, rovere di palude, olmo di palude.

### FINITURA FIANCHI

Nelle finiture rovere termizzato, eucalipto termizzato, eucalipto nero termizzato, acacia termizzato finite ad olio a base cera naturale ed acqua, rovere di palude, olmo di palude, o rivestiti in metallo finitura acciaio brunito nero.

### ANTE BATTENTI

Ante battenti in legno listellare spessore 3 cm.

### FINITURA ANTE

Rovere termizzato, eucalipto termizzato, eucalipto nero termizzato, acacia termizzato finite ad olio a base cera naturale ed acqua, rovere di palude, olmo di palude o H-Piuma, con maniglia a gola con inserto in acciaio brunito nero.

### BASE

Altezza 35 in acciaio brunito nero.

### ANTA SCORREVOLE

Anta scorrevole con cornice in acciaio brunito nero o ottone brunito. Vetro stopsol supersilver 0,5 cm cm 175x12x140h

### OPTIONAL

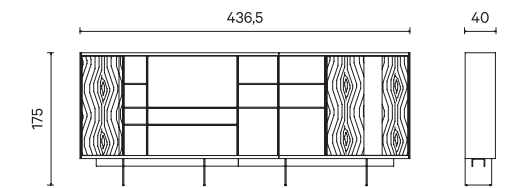
Schienali in finitura acciaio brunito nero, platino brunito, titanio brunito, ottone brunito  
Schienali in pietra nelle finiture a campionario.  
Ante in finitura H-Piuma

### DIMENSIONI

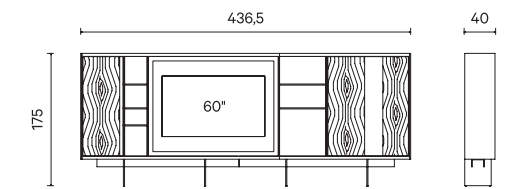
cm 440x40x175

PERSONALIZZABILE A DISEGNO

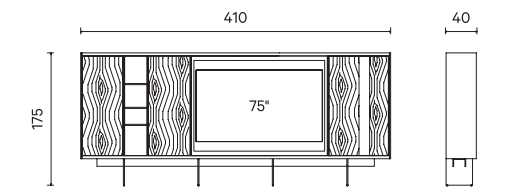
LOOM PROGRAM DOORS 440X40 H 175



LOOM PROGRAM DOORS TV 440X40 H 175



LOOM PROGRAM DOORS TV CM 410X40 H 175



# LOOM CABINET

Design  
Massimo Castagna



**STRUCTURE**  
Solidwood, thickness 4 cm veneered heat treated woods as per our samples oil finish based on natural wax and water, swamp wood. Led light recessed into the top (down warding) 3000K.

**STRUCTURE FINISHES**  
Oak thermowood, Eucalyptus thermowood, Black Eucalyptus thermowood, Acacia thermowood, Swamp oak, Swamp Elm.

**FRAME AND DOORS**  
Fix frame in massive wood veneered structure finish. Pivot glass door in Stopsol Glass and bronzed tempered glass 5+5 with hinges in Burnished Brass. Module with wooden flat door with door in 5 cm thicknes solidwood veneered structure finish.

**BACKREST**  
In bronzed mirror.

**SHELVES**  
Bronzed tempered glass 1 cm thick. Modules with optional shaped metal back with 1 metal shelf 9 cm thickness, with led light recessed (down warding) and 2 extra clear glass shelves 1 cm thickness.

**BASE**  
Height 10 cm for modules h 140 cm (covered with burnished brass) Height 4 cm for modules h 230 cm in wood, finish as per structure.

**OPTIONAL**  
Curved metal back finish burnished Platino, burnished Titanio, burnished brass or H-Silver

**DIMENSIONS**  
Modules with base  
cm 55x55x150h    Upper modules    Columns h 234 cm  
cm 55x55x140h    cm 55x55x140h    cm 55x55x234h  
cm 82,5x55x150h    cm 82,5x55x140h    cm 82,5x55x234h  
cm 110x55x150h    cm 110x55x140h    cm 110x55x234h  
cm 137,5x55x150h    cm 137,5x55x140h    cm 137,5x55x234h

SIZES CAN BE CUSTOMIZED

**SCOCCA**  
Legno listellare spessore 4 cm. Luce led incassata sotto il top (puntamento verso il basso) 3000K.

**FINITURA STRUTTURA**  
Rovere termizzato, eucalipto termizzato, eucalipto nero termizzato, acacia termizzato, rovere di palude, olmo di palude.

**CORNICE E ANTE**  
Legno massiccio, finitura struttura. Optional cornice in ottone o acciaio spessore, finitura ottone brunito nero, acciaio brunito nero a mano secondo le tecniche tradizionali. Ante a bilico in vetro stopsol e vetro bronzato 5+5 con cerniere in ottone brunito. Modulo con anta cieca in legno listellare spessore 4 cm. Finitura struttura.

**SCHIENALE**  
Specchio bronzato.

**MENSOLE**  
Vetro temperato bronzato sp. 1 cm. Versione on schienali curvi in metallo con un ripiano in metallo spessore 9 cm, con luce led incassata (puntamento verso il basso) e 2 ripiani in vetro extra chiaro spessore 1 cm.

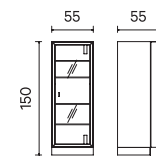
**ZOCCOLO**  
Altezza 10 cm nella versione h 140 cm rivestito in ottone. Altezza 4 cm nella versione h230 cm, in legno finitura struttura.

**OPTIONAL**  
Schienale curvo in metallo finiture Platino brunito, Titanio brunito, ottone brunito o H-Silver.

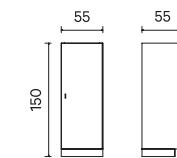
**DIMENSIONI**  
Moduli on base    Moduli superiori    Colonne h 234 cm  
cm 55x55x150h    cm 55x55x140h    cm 55x55x234h  
cm 82,5x55x150h    cm 82,5x55x140h    cm 82,5x55x234h  
cm 110x55x150h    cm 110x55x140h    cm 110x55x234h  
cm 137,5x55x150h    cm 137,5x55x140h    cm 137,5x55x234h

PERSONALIZZABILE A DISEGNO

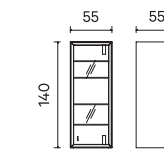
LOOM CABINET FRAME 55X55 H 150



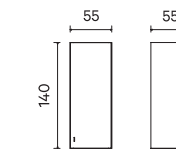
LOOM CABINET FLAT DOOR 55X55 H 150



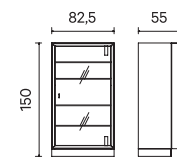
LOOM CABINET FRAME 55X55 H 140



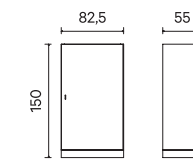
LOOM CABINET FLAT DOOR 55X55 H 140



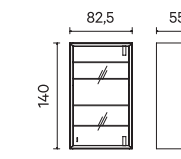
LOOM CABINET FRAME 82,5X55 H 150



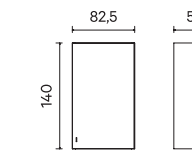
LOOM CABINET FLAT DOOR 82,5X55 H 150



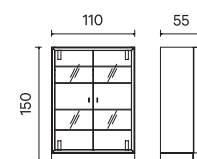
LOOM CABINET FRAME 82,5X55 H 140



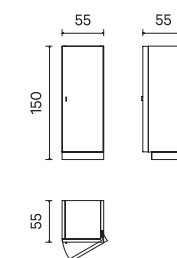
LOOM CABINET FLAT DOOR 82,5X55 H 140



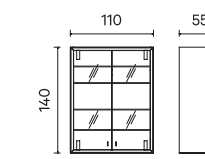
LOOM CABINET FRAME 110X55 H 150



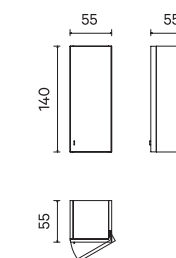
LOOM CABINET FLAT DOOR TERMINAL ELEMENT 55X55 H 150 DX



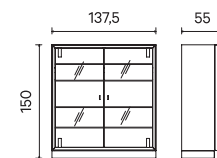
LOOM CABINET FRAME 110X55 H 140



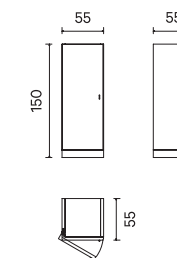
LOOM CABINET FLAT DOOR TERMINAL ELEMENT 55X55 H 140 DX



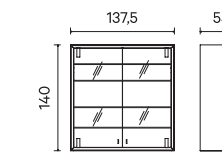
LOOM CABINET FRAME 137,5X55 H 150



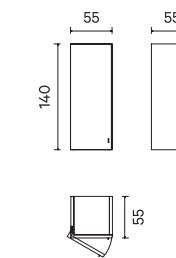
LOOM CABINET FLAT DOOR TERMINAL ELEMENT 55X55 H 150 SX



LOOM CABINET FRAME 137,5X55 H 140

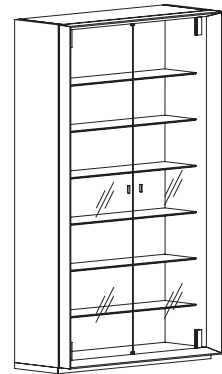


LOOM CABINET FLAT DOOR TERMINAL ELEMENT 55X55 H 140 SX





## LOOM CABINET



Design  
Massimo Castagna

### STRUCTURE

Solidwood, thickness 4 cm veneered heat treated woods as per our samples oil finish based on natural wax and water, swamp wood. Led light recessed into the top (down warding) 3000K.

### STRUCTURE FINISHES

Oak thermowood, Eucalyptus thermowood, Black Eucalyptus thermowood, Acacia thermowood, Swamp oak, Swamp Elm.

### FRAME AND DOORS

Fix frame in massive wood veneered structure finish. Pivot glass door in Stopsol Glass and bronzed tempered glass 5+5 with hinges in Burnished Brass. Module with wooden flat door with door in 5 cm thicknes solidwood veneered structure finish.

### BACKREST

In bronzed mirror.

### SHELVES

Bronzed tempered glass 1 cm thick. Modules with optional shaped metal back with 1 metal shelf 9 cm thickness, with led light recessed (down warding) and 2 extra clear glass shelves 1 cm thickness.

### BASE

Height 10 cm for modules h 140 cm (covered with burnished brass) Height 4 cm for modules h 230 cm in wood, finish as per structure.

### OPTIONAL

Curved metal back finish burnished Platino, burnished Titanio, burnished brass or H-Silver

### DIMENSIONS

Modules with base	Upper modules	Columns h 234 cm
cm 55x55x150h	cm 55x55x140h	cm 55x55x234h
cm 82,5x55x150h	cm 82,5x55x140h	cm 82,5x55x234h
cm 110x55x150h	cm 110x55x140h	cm 110x55x234h
cm 137,5x55x150h	cm 137,5x55x140h	cm 137,5x55x234h

SIZES CAN BE CUSTOMIZED

### SCOCCA

Legno listellare spessore 4 cm. Luce led incassata sotto il top (puntamento verso il basso) 3000K.

### FINITURA STRUTTURA

Rovere termizzato, eucalipto termizzato, eucalipto nero termizzato, acacia termizzato, rovere di palude, olmo di palude.

### CORNICE E ANTE

Legno massiccio, finitura struttura. Optional cornice in ottone o acciaio spessore, finitura ottone brunito nero, acciaio brunito nero a mano secondo le tecniche tradizionali. Ante a bilico in vetro stopsol e vetro bronzato 5+5 con cerniere in ottone brunito. Modulo con anta cieca in legno listellare spessore 4 cm. Finitura struttura.

### SCHIENALE

Specchio bronzato.

### MENSOLE

Vetro temperato bronzato sp. 1 cm. Versione on schienali curvi in metallo con un ripiano in metallo spessore 9 cm, con luce led incassata (puntamento verso il basso) e 2 ripiani in vetro extra chiaro spessore 1 cm.

### ZOCCOLO

Altezza 10 cm nella versione h 140 cm rivestito in ottone. Altezza 4 cm nella versione h230 cm, in legno finitura struttura.

### OPTIONAL

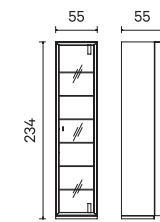
Schienale curvo in metallo finiture Platino brunito, Titanio brunito, ottone brunito o H-Silver.

### DIMENSIONI

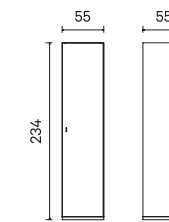
Moduli on base	Moduli superiori	Colonne h 234 cm
cm 55x55x150h	cm 55x55x140h	cm 55x55x234h
cm 82,5x55x150h	cm 82,5x55x140h	cm 82,5x55x234h
cm 110x55x150h	cm 110x55x140h	cm 110x55x234h
cm 137,5x55x150h	cm 137,5x55x140h	cm 137,5x55x234h

PERSONALIZZABILE A DISEGNO

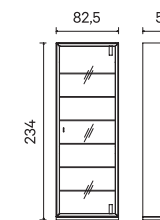
LOOM CABINET FRAME 55X55 H 234



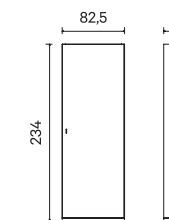
LOOM CABINET FLAT DOOR 55X55 H 234



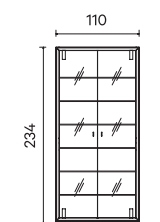
LOOM CABINET FRAME 82,5X55 H 234



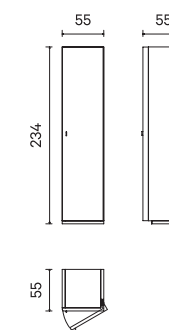
LOOM CABINET FLAT DOOR 82,5X55 H 234



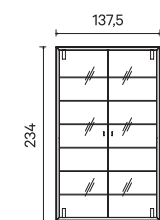
LOOM CABINET FRAME 110X55 H 230



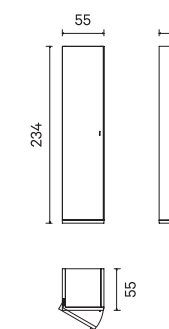
LOOM CABINET FLAT DOOR TERMINAL ELEMENT 55X55 H 234 DX



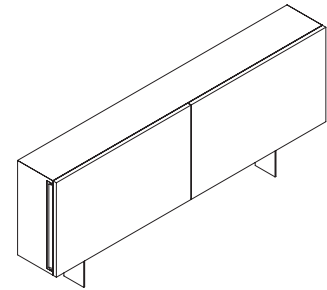
LOOM CABINET FRAME 137,5X55 H 234



LOOM CABINET FLAT DOOR TERMINAL ELEMENT 55X55 H 234 SX



## UPPER SIDE



### STRUCTURE

Structure in solid wood thickness 3 cm and coplanar sliding doors in 3,5 cm thick solid wood veneered. Internal drawer.

### FINISHES

Heat treated woods oil finish based on natural wax and water Oak thermowood, Eucalyptus thermowood, Black Eucalyptus thermowood, Acacia thermowood, swamp woods: Swamp oak, Swamp Elm or H-Piuma (with internal structure in black eucalyptus thermowood).

### HANDLE

Groove handle in sandcasting Titanio (optional: sandcasting Brass or Bronze), touch opening.

### BASE

Black burnished steel.

### OPTIONAL

Led light kit 3000K  
Electric opening system.  
Handle in sandcasting brass or bronze  
Internal drawer with front in burnished brass, with partitions in burnished brass and bottom in velvet Vegas 1403/84

### DIMENSIONS

cm 240x50x80h  
cm 280x50x80h  
cm 240x40x120h  
cm 280x40x120h

SIZES CAN BE CUSTOMIZED

Design

Massimo Castagna

### STRUTTURA

Struttura in legno listellare. Fianchi spessore 3 cm e ante scorrevoli coplanari spessore 3,5 cm in legno listellare in finitura legni termizzati o di palude: rovere di palude o olmo di palude. Cassetto interno.

### FINITURE

Legni termizzati con finitura ad olio a base di cera naturale ed acqua: rovere termizzato, eucalipto termizzato, eucalipto nero termizzato, acacia termizzato, rovere di palude, olmo di palude o H-Piuma (con interno in eucalipto nero termizzato).

### MANIGLIE

Gole in fusione di Titanio (optional fusione di ottone o bronzo), apertura touch.

### BASE

Acciaio brunito nero.

### OPTIONAL

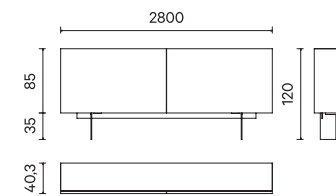
Kit luce led 3000K  
Sistema di apertura elettrica  
Maniglia in fusione di ottone o bronzo  
Cassetto interno con frontale in ottone brunito, con divisori in ottone brunito e fondo in velluto Vegas 1403/84

### DIMENSIONI

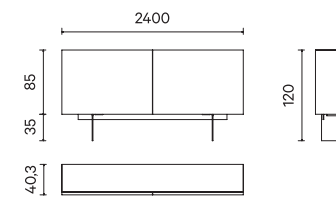
cm 240x50x80h  
cm 280x50x80h  
cm 240x40x120h  
cm 280x40x120h

PERSONALIZZABILE A DISEGNO

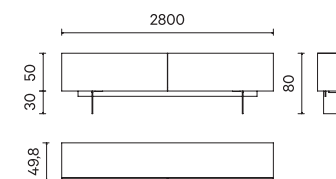
UPPER-SIDE HIGH 280X40 H 120



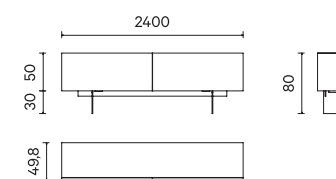
UPPER-SIDE HIGH 240X40 H 120



UPPER-SIDE LOW 280X50 H 80



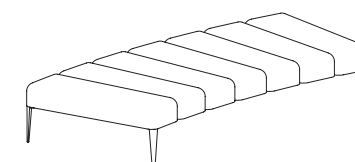
UPPER-SIDE LOW 240X50 H 80



SOFAS

VERTIGO SOFA

Design  
Massimo Castagna



**STRUCTURE**  
Structure in steel, seat in Norwegian softwood solidwood padded.

**PADDING**  
Seat padded with polyurethane foam PF40 backed with 100gr/mq resin sheet.

**UPHOLSTERY**  
Leather or fabric from our range.  
Cover not removable.

**REMOVABLE BACK CUSHIONS**  
Backcushion in polyurethane foam PF30 and PF25SM, bottom with heavy weighted and backed with 100gr/mq resin sheet.

**LEGS**  
In sandcasting Titanio, brass, bronze or brass silver finish.

**DIMENSIONS**  
cm 170x90h  
cm 245x115h  
cm 300x160h  
Seat cm 40h

**STRUTTURA**  
Listellare di conifera norvegese.

**IMBOTTITURA**  
Seduta in poliuretano PF40 ricoperto con resinato 100gr/mq.

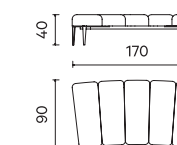
**RIVESTIMENTI**  
Gamma pelli e tessuti a campionario. Non sfoderabile.

**CUSCINO SCHIENALE SPOSTABILE**  
Cuscino schienale in poliuretano espanso PF30 e PF25SM, appesantito e rivestito con resinato 100gr/mq.

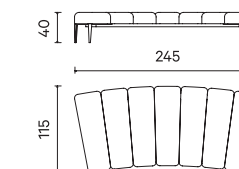
**PIEDINI**  
In Titanio, ottone, bronzo o ottone finitura argento, con fusione a terra.

**DIMENSIONI**  
cm 170x90h  
cm 245x115h  
cm 300x160h  
Seat cm 40h

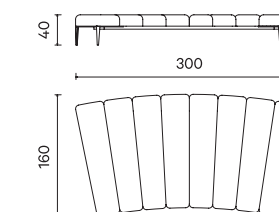
VERTIGO SOFA 170X90 H 40



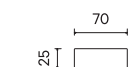
VERTIGO SOFA 245X115 H 40



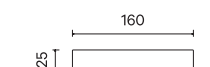
VERTIGO SOFA 300X160 H 40



VERTIGO CUSCINO 70X25 H 25

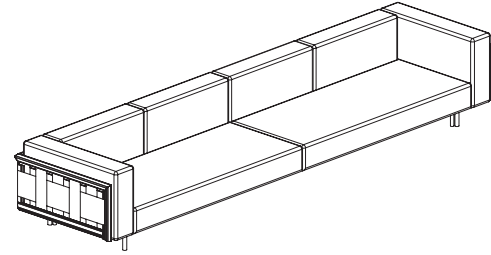


VERTIGO CUSCINO 160X25 H 25



## RF SOFA WOODEN BACKREST

Design  
Massimo Castagna



**STRUCTURE**  
Norwegian softwood solidwood.

**PADDING**  
Structure in solidwood with woven leather.  
Seat cushion in Ecolypha 40 with pad in polyurethane T50 and VE40S, covered with duvet 100% white duck Gold Label 280 and anti-duvet 100% cotton fabric 210 gr.  
Backrest and armrest cushions in PF25SM, covered with duvet 100% white duck Gold Label 280 and anti-duvet 100% cotton fabric 210 gr.

**UPHOLSTERY**  
Leather or fabric from our range.

**WOODEN BACK STRUCTURE**  
In solid wood open pore matt lacquered in selected colors matching with the finish of selected leather weave from our range.

**DIMENSIONS**  
cm 100x72h  
Seat cm 43h

NB Right/Rh and Left/Lh indicate the position of the armrest when facing the piece of furniture.

**STRUTTURA**  
Listellare di conifera norvegese.

**IMBOTTITURA**  
Struttura in legno massello con intreccio in pelle.  
Cuscino seduta in Ecolypha 40 con tampono sedile in polyurethane T50 e seduta in VE40S, ricoperto con 100% piumette d'oca bianca etichetta oro, rivestito con tessuto antipiuma 100% cotone bianco 210 gr.  
Cuscino schienale e bracciolo in PF25SM, ricoperto con 100% piumette d'oca bianca etichetta oro, rivestito con tessuto antipiuma 100% cotone bianco 210 gr.

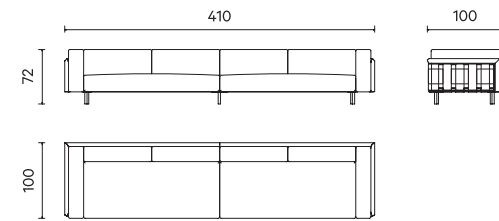
**RIVESTIMENTI**  
Gamma pelli e tessuti a campionario.

**SCHIENALE IN LEGNO**  
In legno massello verniciato opaco finitura laccato poro aperto in finiture selezionate in abbinamento alla finitura di pelle selezionata.

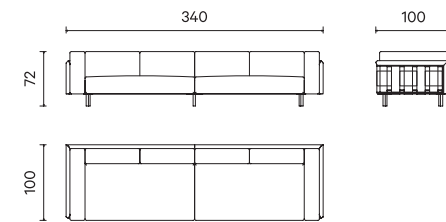
**DIMENSIONI**  
cm 100x72h  
Seat cm 43h

NB Per SX/DX s'intende la posizione che il bracciolo assume guardando l'elemento frontalmente.

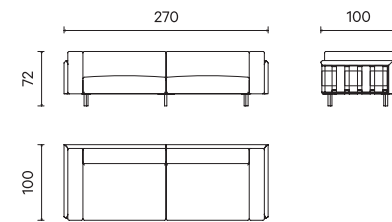
RF SOFA WOODEN FRAME 410X100 H 72



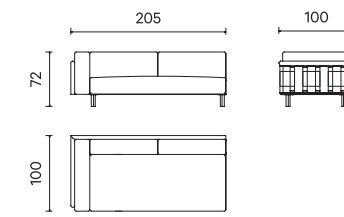
RF SOFA WOODEN FRAME 340X100 H 72



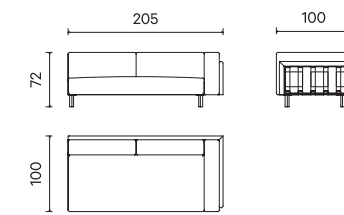
RF SOFA WOODEN FRAME 270X100 H 72



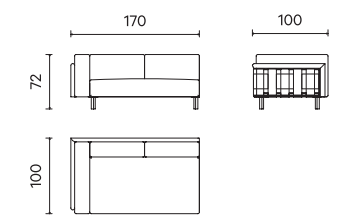
RF ELEMENT WOODEN FRAME 205X100 H 72 SX



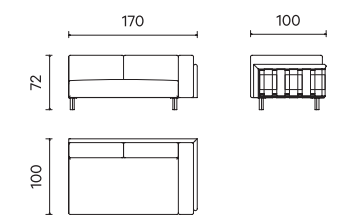
RF ELEMENT WOODEN FRAME 205X100 H 72 DX



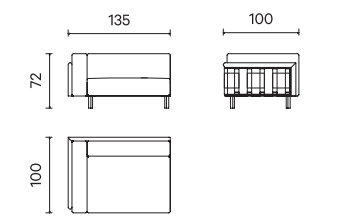
RF ELEMENT WOODEN FRAME 170X100 H 72 SX



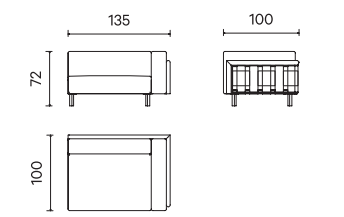
RF ELEMENT WOODEN FRAME 170X100 H 72 DX



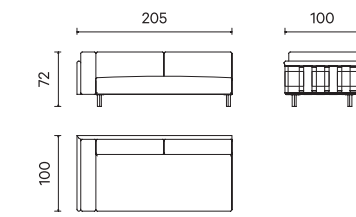
RF ELEMENT WOODEN FRAME 135X100 H 72 SX



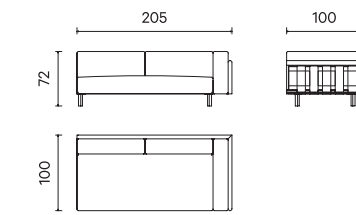
RF ELEMENT WOODEN FRAME 135X100 H 72 DX



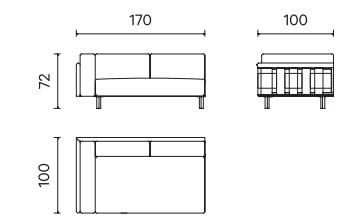
RF ELEMENT ANGLE WOODEN FRAME 205X100 H 72 SX



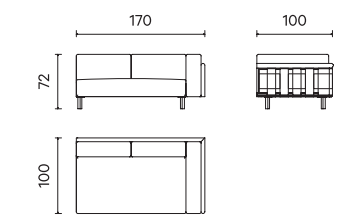
RF ELEMENT ANGLE WOODEN FRAME 205X100 H 72 DX



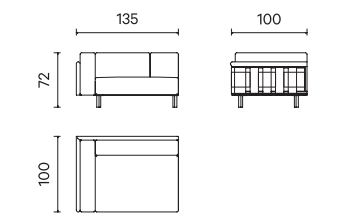
RF ELEMENT ANGLE WOODEN FRAME 170X100 H 72 SX



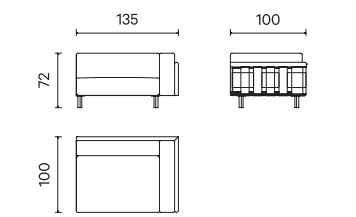
RF ELEMENT ANGLE WOODEN FRAME 170X100 H 72 DX



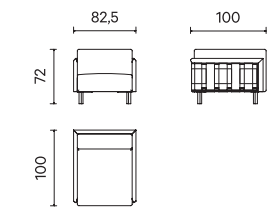
RF ELEMENT ANGLE WOODEN FRAME 135X100 H 72 SX



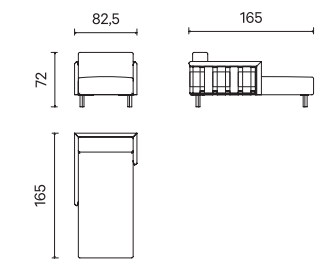
RF ELEMENT ANGLE WOODEN FRAME 135X100 H 72 DX



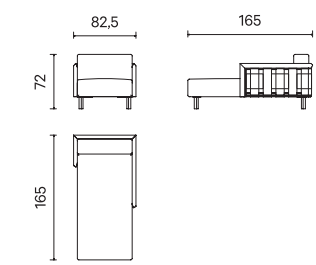
RF ARM CHAIR WOODEN FRAME 82,5X100 H 72



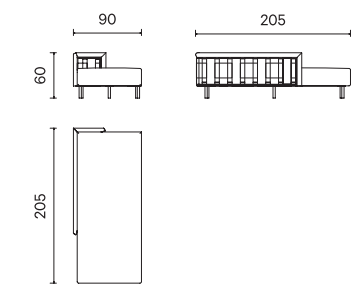
RF CHAISE LONG WOODEN FRAME 82,5X165 H 72 SX



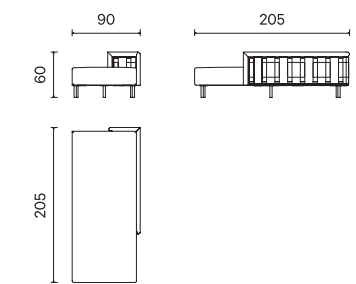
RF CHAISE LONG WOODEN FRAME 82,5X165 H 70 DX



RF DORMEUSE WOODEN FRAME 205X900 H 60 DX

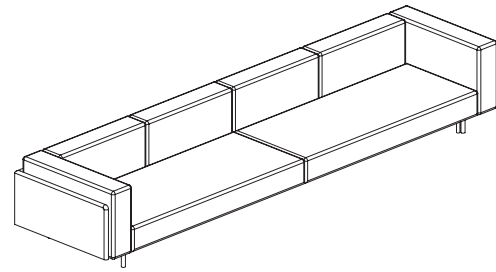


RF DORMEUSE WOODEN FRAME 205X900 H 60 SX



## RF SOFA

Design  
Massimo Castagna



**STRUCTURE**  
Norwegian softwood solidwood.

**PADDING**  
Structure covered polyurethane sheet SR75 with 100 gr resin sheet, covered with leather  
Seat cushion in Ecolypha 40 with pad in polyurethane T50 and VE40S, covered with duvet 100% white duck Gold Label 280 and anti-duvet 100% cotton fabric 210 gr.  
Backrest and armrest cushions in PF25SM, covered with duvet 100% white duck Gold Label 280 and anti-duvet 100% cotton fabric 210 gr.

**UPHOLSTERY**  
Cushions covered with leather or fabric from our range.

**DIMENSIONS**  
cm 100x72h  
Seat cm 43h

NB Right/Rh and Left/Lh indicate the position of the armrest when facing the piece of furniture.

**STRUTTURA**  
Listellare di conifera norvegese.

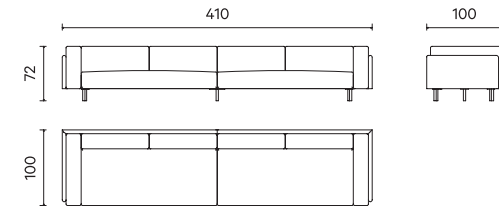
**IMBOTTITURA**  
Struttura imbottita rivestita con lastre di poliuretano RS75, accoppiato a resinato 100 gr, rivestita in pelle.  
Cuscino seduta in Ecolypha 40 con tampono sedile in polyurethane T50 e seduta in VE40S, ricoperto con 100% piumette d'oca bianca etichetta oro, rivestito con tessuto antipiuma 100% cotone bianco 210 gr.  
Cuscino schienale e bracciolo in PF25SM, ricoperto con 100% piumette d'oca bianca etichetta oro, rivestito con tessuto antipiuma 100% cotone bianco 210 gr.

**RIVESTIMENTI**  
Cucinatura nella gamma pelli e tessuti a campionario.

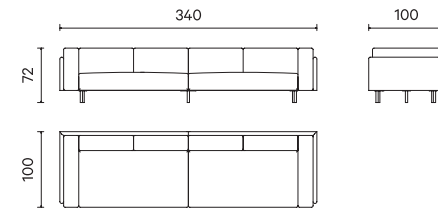
**DIMENSIONI**  
cm 100x72h  
Seat cm 43h

NB Per SX/DX s'intende la posizione che il bracciolo assume guardando l'elemento frontalmente.

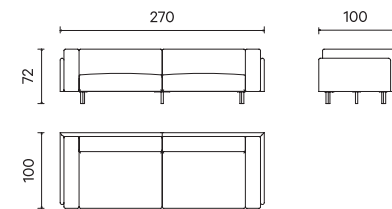
RF SOFA 410X100 H 72



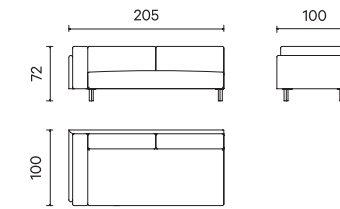
RF SOFA 340X100 H 72



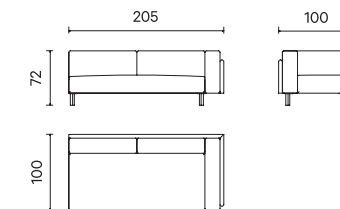
RF SOFA 270X100 H 72



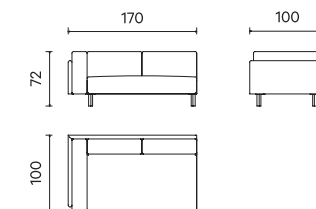
RF ELEMENT 205X100 H 72 SX



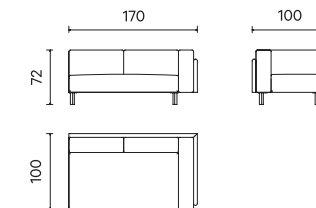
RF ELEMENT 205X100 H 72 DX



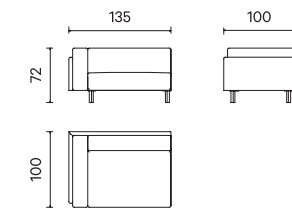
RF ELEMENT 170X100 H 72 SX



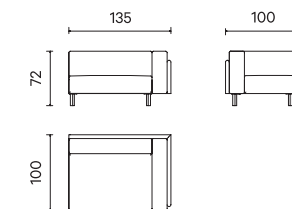
RF ELEMENT 170X100 H 72 DX



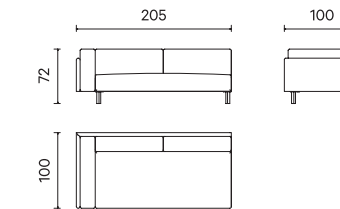
RF ELEMENT 135X100 H 72 SX



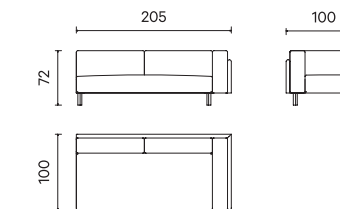
RF ELEMENT 135X100 H 72 DX



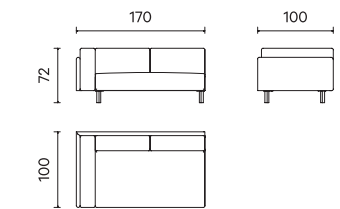
RF ELEMENT ANGLE 205X100 H 72 SX



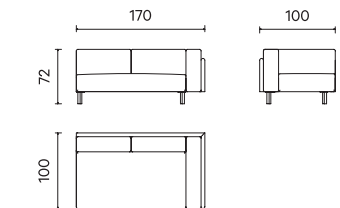
RF ELEMENTO ANGLE 205X100 H 72 DX



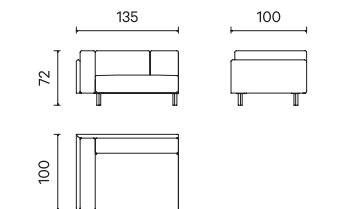
RF ELEMENTO ANGLE 170X100 H 72 SX



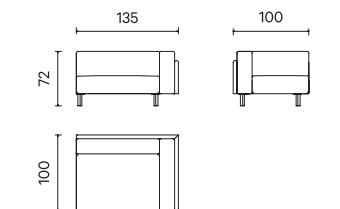
RF ELEMENTO ANGLE 170X100 H 72 DX



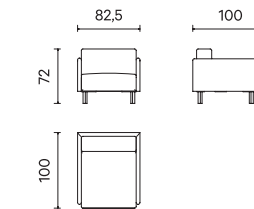
RF ELEMENTO ANGLE 135X100 H 72 SX



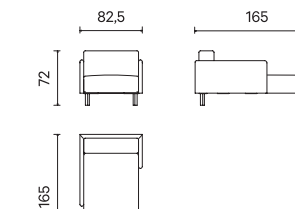
RF ELEMENTO ANGLE 135X100 H 72 DX



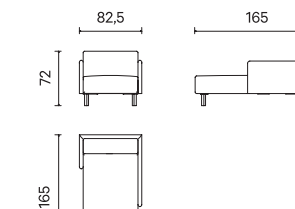
RF ARM CHAIR 82,5X100 H 72



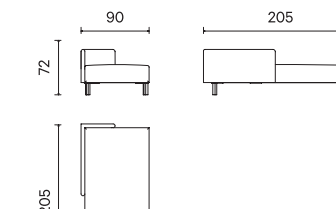
RF CHAISE LONG 82,5X165 H 72 SX



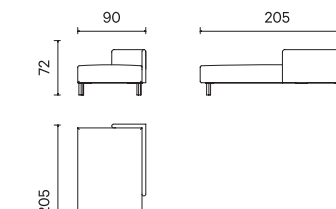
RF CHAISE LONG 82,5X165 H 72 DX



RF DORMEUSE 205X900 H 72 DX

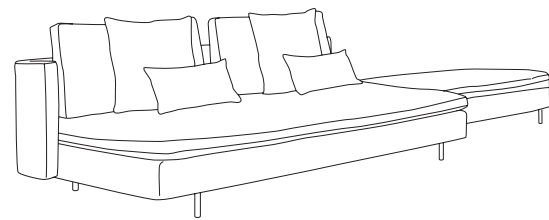


RF DORMEUSE 205X900 H 72 SX



# HUMAN SOFA

Design  
Massimo Castagna



**STRUCTURE**  
Norwegian softwood solidwood.

**PADDING**  
Structure covered polyurethane sheet T35S + T40P top in SR75 with 100 gr resin sheet.  
Seat cushion in Ecolypha 50 with pad in polyurethane T50 and VE40S, covered with duvet 100% white duck Gold Label 280 and anti-duvet 100% cotton fabric 210 gr.  
Backrest cushions in PF21SM, covered with duvet 100% white duck Gold Label 280 and anti-duvet 100% cotton fabric 210 gr.

**UPHOLSTERY**  
Leather or fabric from our range.

**LEGS**  
In steel black burnished finish.

**DIMENSIONS**  
cm 105x78h  
cm 105x68h  
Seat cm 42h

NB Right/Rh and Left/Lh indicate the position of the armrest when facing the piece of furniture.

**STRUTTURA**  
Listellare di conifera norvegese.

**IMBOTTITURA**  
Struttura imbottita rivestita con lastre di poliuretano RS75, accoppiato a resinato 100 gr.  
Cuscino seduta in Ecolypha 40 con tampono sedile in poliuretano T50 e seduta in VE40S, ricoperto con 100% piumette d'oca bianca etichetta oro, rivestito con tessuto antipiuma 100% cotone bianco 210 gr.  
Cuscino schienale e bracciolo in PF25SM, ricoperto con 100% piumette d'oca bianca etichetta oro, rivestito con tessuto antipiuma 100% cotone bianco 210 gr.

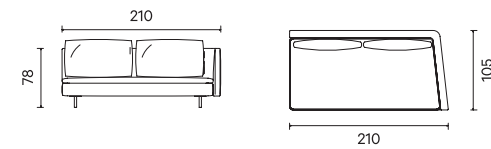
**RIVESTIMENTI**  
Gamma pelli e tessuti a campionario.

**PIEDINI**  
In acciaio finitura brunito nero.

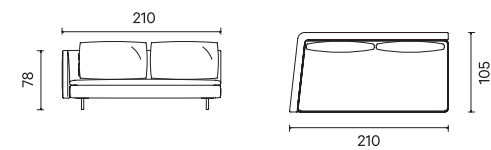
**DIMENSIONI**  
cm 105x78h  
cm 105x68h  
Seduta cm 42h

NB Per SX/DX s'intende la posizione che il bracciolo assume guardando l'elemento frontalmente.

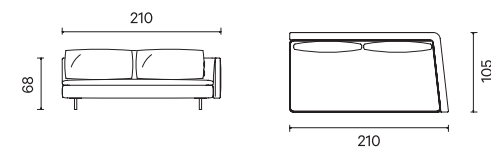
HUMAN ELEMENT 210 RH HIGH



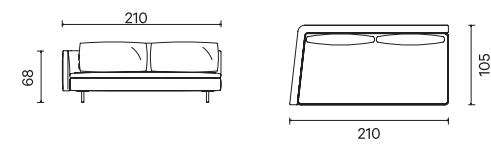
HUMAN ELEMENT 210 LH HIGH



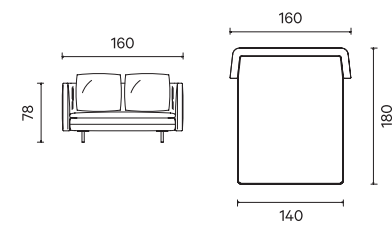
HUMAN ELEMENT 210 RH LOW



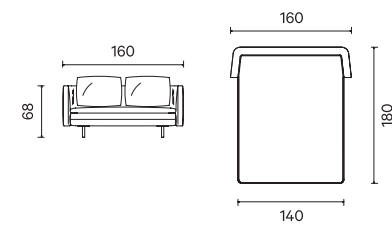
HUMAN ELEMENT 210 LH LOW



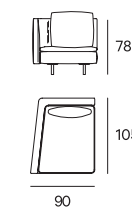
HUMAN DAY BED 160X180 HIGH



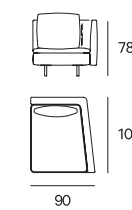
HUMAN DAY BED 140X180 LOW



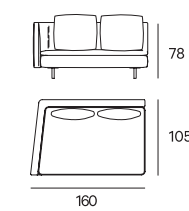
ELEMENT 90 LH HIGH



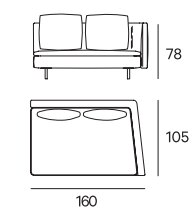
ELEMENT 90 RH HIGH



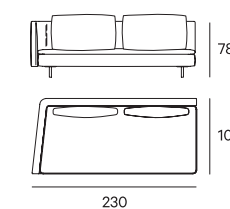
ELEMENT 160 LH HIGH



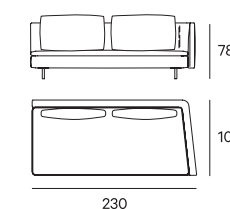
ELEMENT 160 RH HIGH



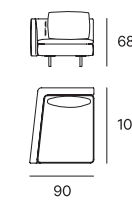
ELEMENT 230 LH HIGH



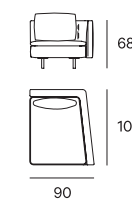
ELEMENT 230 RH HIGH



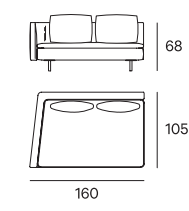
ELEMENT 90 LH LOW



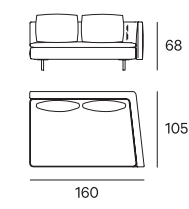
ELEMENT 90 RH LOW



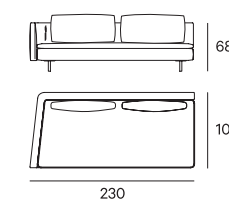
ELEMENT 160 LH LOW



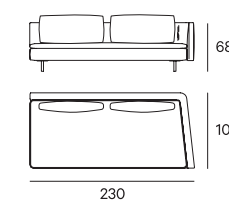
ELEMENT 160 RH LOW



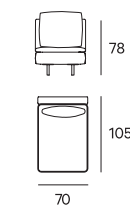
ELEMENT 230 LH LOW




ELEMENT 230 RH LOW



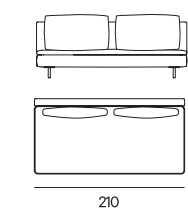
CENTRAL ELEMENT 70 HIGH



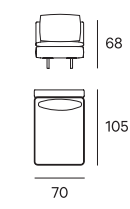
CENTRAL ELEMENT 140 HIGH




CENTRAL ELEMENT 210 HIGH



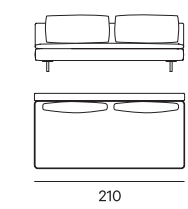
CENTRAL ELEMENT 70 LOW



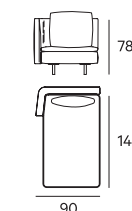
CENTRAL ELEMENT 140 LOW



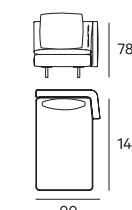
CENTRAL ELEMENT 210 LOW



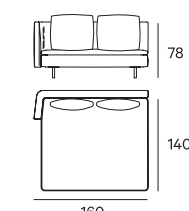
PENINSULA LH 90X140 HIGH



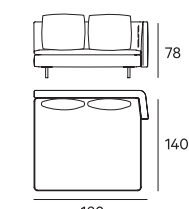
PENINSULA RH 90X140 HIGH



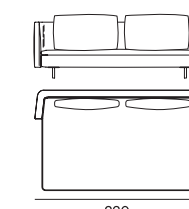
PENINSULA LH 160X140 HIGH




PENINSULA RH 160X140 HIGH



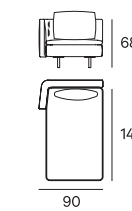
PENINSULA LH 230X140 HIGH



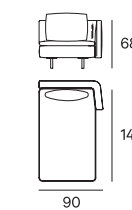
PENINSULA RH 230X140 HIGH



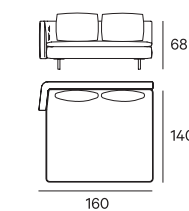
PENINSULA LH 90X140 LOW



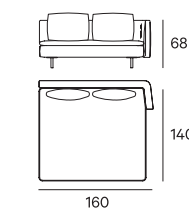
PENINSULA RH 90X140 LOW



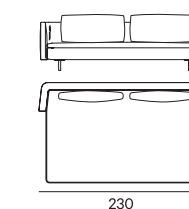
PENINSULA LH 160X140 LOW




PENINSULA RH 160X140 LOW



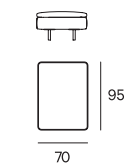
PENINSULA LH 230X140 LOW



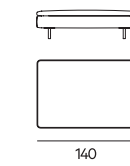
PENINSULA RH 230X140 LOW



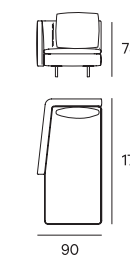
POUF 70X95



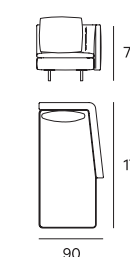
POUF 140X95



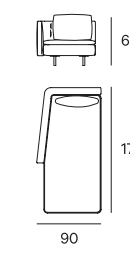
CHAISE LONG LH 90X175 HIGH



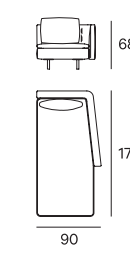
CHAISE LONG RH 90X175 HIGH



CHAISE LONG LH 90X175 LOW



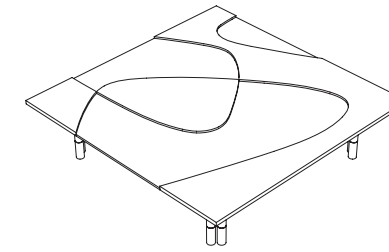
CHAISE LONG RH 90X175 LOW



# COFFEE TABLES

# BACKGROUND

Design  
Massimo Castagna



**STRUCTURE**  
4 cm diameter tube with a rectangular crossing tube.

**FINISH**  
Black burnished Steel, burnished Titano, burnished Platino.

**TOP**  
Engraved top thickness 2 cm with stones as per our sample (Titanium Stone Excluded).

**DIMENSIONS**  
cm 120x120x32h  
cm 160x80x32h  
cm 180x90x32h

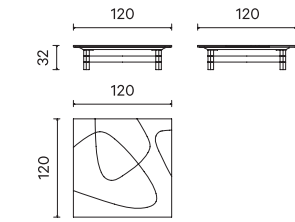
**STRUTTURA**  
Tubolare in ottone diametro 4 cm, con intreccio di tubo rettangolare.

**FINITURA**  
Acciaio brunito nero, Titano brunito, Platino brunito.

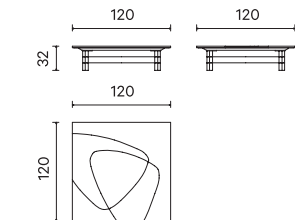
**TOP**  
Piani in pietra spessore 2 cm.  
Pietre come da campionario nei colori e nelle finiture (Escluso Titanium).

**DIMENSIONI**  
cm 120x120x32h  
cm 160x80x32h  
cm 180x90x32h

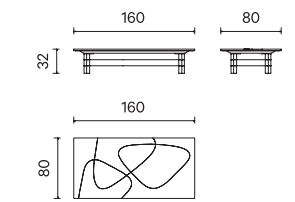
BACKGROUND TABLE 'A' 120X120 H 32



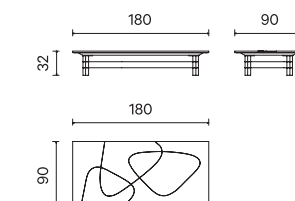
BACKGROUND TABLE 'B' 120X120 H 32




BACKGROUND TABLE 'B' 160X80 H 32



BACKGROUND TABLE 'B' 180X90 H 32



## GIBSON



**STRUCTURE**  
Structure black burnished Steel.

**TOP**  
In 2 cm thickness wood veneered.

**TOP FINISHES**  
Oak thermowood, Eucalyptus thermowood, Black Eucalyptus thermowood, Acacia thermowood, Swamp oak, Swamp Elm or H-Piuma.

**DIMENSIONS**  
cm Ø 80x45h  
cm Ø 80x65h  
cm Ø 80x75h

cm Ø 120x35h  
cm Ø 120x65h  
cm Ø 120x75h

cm 200x100x35h  
cm 200x100x65h  
cm 200x100x75h

Design  
Massimo Castagna

**STRUTTURA**  
Struttura in acciaio brunito nero.

**TOP**  
Piani listellare spessore 2cm.

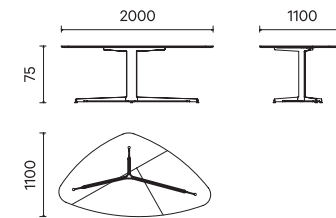
**FINITURE TOP**  
Rovere termizzato, eucalipto termizzato, eucalipto nero termizzato, acacia termizzato finite ad olio a base cera naturale ed acqua, rovere di palude, olmo di palude or H-Piuma.

**DIMENSIONI**  
cm Ø 80x45h  
cm Ø 80x65h  
cm Ø 80x75h

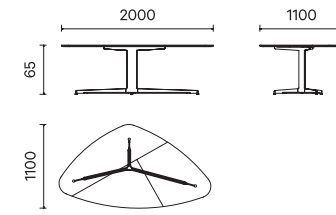
cm Ø 120x35h  
cm Ø 120x65h  
cm Ø 120x75h

cm 200x100x35h  
cm 200x100x65h  
cm 200x100x75h

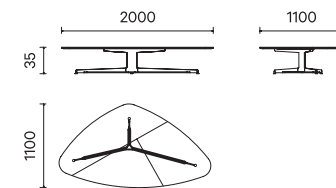
GIBSON TABLE 200X110 H 75



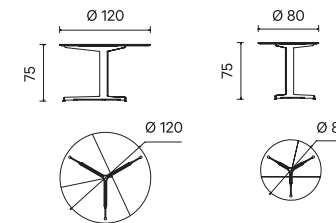
GIBSON LOUNGE TABLE 200X110 H 65



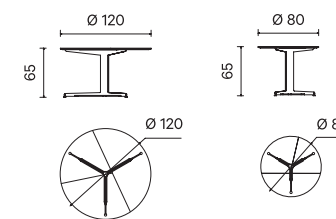
GIBSON COFFEE TABLE 200X110 H 35



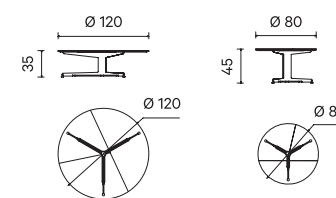
GIBSON TABLE Ø 120 H 75 / Ø 80 H 75



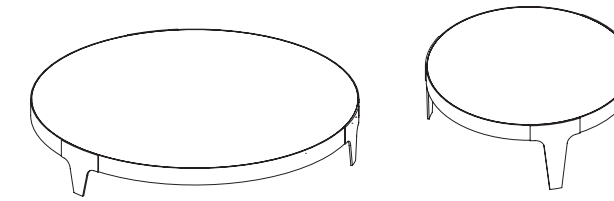
GIBSON LOUNGE TABLE Ø 120 H 65 / Ø 80 H 65



GIBSON COFFEE TABLE Ø 120 H 35 / Ø 80 H 45



## SR TABLE



**STRUCTURE**  
0,4 cm steel and Brass. Legs in 0,8 cm thick steel or brass.

**FINISH**  
Steel, Brass and H-Silver® burnished by hand using traditional techniques, which is a result of an exclusive HENGE recipe.

**TOP**  
Top thickness 2 cm.

**TOP FINISHES**  
Forest fusion or forest fusion black.  
Titanium foam.  
Stones as per our samples.

**DIMENSIONS**  
Ø cm 100x39h  
Ø cm 120x25h  
Ø cm 160x25h

Design  
Massimo Castagna

**STRUTTURA**  
Acciaio e ottone sp. 0,4 cm. Gambe in acciaio o ottone sp. 0,8 cm.

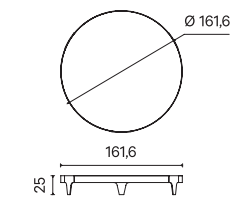
**FINITURA**  
Acciaio brunito, ottone brunito e H-Silver®, brunito a mano utilizzando tecniche tradizionali, frutto di una ricetta esclusiva HENGE.

**TOP**  
Top spessore 2 cm.

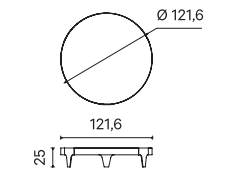
**FINITURE TOP**  
Forest fusion o forest fusion black.  
Schiuma di titanio  
Pietre nella gamma a campionario.

**DIMENSIONI**  
Ø cm 100x39h  
Ø cm 120x25h  
Ø cm 160x25h

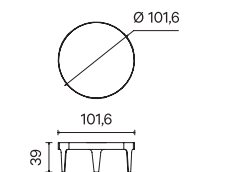
SR TABLE Ø 160 H 25



SR TABLE Ø 120 H 25



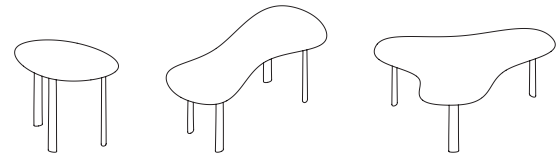
SR TABLE Ø 100 H 39





## PUDDLE TABLE

Design  
George Yabu & Glenn Pushelberg



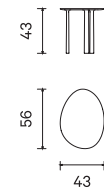
**STRUCTURE**  
Mullion and top in sandcasting Brass,  
Bronze or brass Silver finish.

**DIMENSIONS**  
cm 56x43x43h  
cm 95x41x36h  
cm 97x80x30h

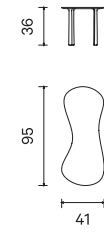
**STRUTTURA**  
Struttura in fusione a terra in ottone,  
bronzo o ottone finitura Silver.

**DIMENSIONI**  
cm 56x43x43h  
cm 95x41x36h  
cm 97x80x30h

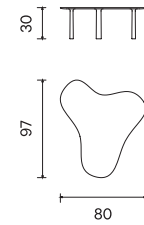
PUDDLE TABLE 56X43 H 43



PUDDLE TABLE 95X41 H 36




PUDDLE TABLE 97X80 H 30



TABLES

SYNAPSES TABLE

Design  
Massimo Castagna



**STRUCTURE**  
Black paint steel pipe.

**TOP AND LEGS FINISH**  
Cappuccino sandblasted or Black Lake.

**DIMENSIONS**  
Ø cm 200x75h  
cm 360x180x75h

SIZES CAN BE CUSTOMIZED

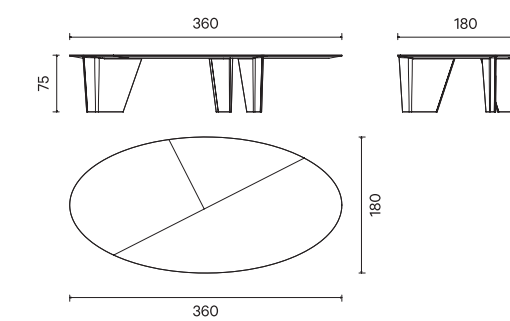
**STRUTTURA**  
Tubolare in acciaio verniciato nero.

**FINITURA PIANO E GAMBE**  
Cappuccino microsabbato o Black Lake.

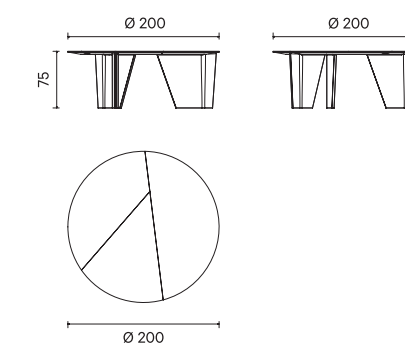
**DIMENSIONI:**  
Ø cm 200x75h  
cm 360x180x75h

PERSONALIZZABILE A DISEGNO

SYNAPSES OVAL TABLE 360X180 H 75

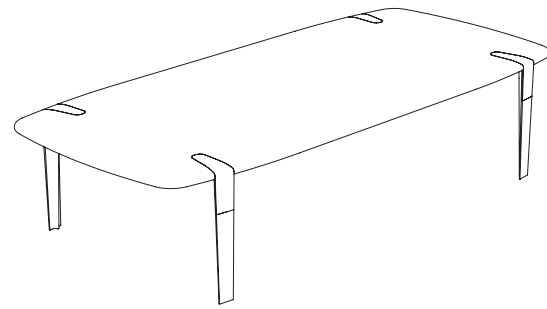


SYNAPSES ROUND TABLE Ø 200 H 75



# OXYMORON TABLE

Design  
Massimo Castagna



**STRUCTURE**  
Steel frame with legs in sandcasting, bronze.

**TOP**  
6 cm thickness solidwood Forest Fusion.

**DIMENSIONS**  
cm 330x150x75h  
cm 300x150x75h  
cm 250x150x75h

cm 300x110x75h  
cm 250x110x75h

cm 380x120x75h  
cm 330x120x75h

SIZES CAN BE CUSTOMIZED

**STRUTTURA**  
Struttura in acciaio con gambe in bronzo con fusione a terra.

**TOP**  
In legno spessore 6 cm finitura Forest Fusion.

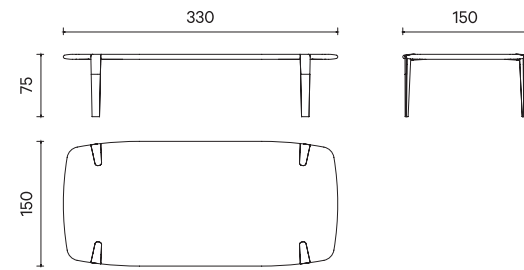
**DIMENSIONI**  
cm 330x150x75h  
cm 300x150x75h  
cm 250x150x75h

cm 300x110x75h  
cm 250x110x75h

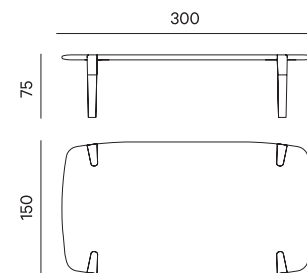
cm 380x120x75h  
cm 330x120x75h

PERSONALIZZABILE A DISEGNO

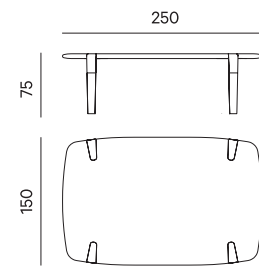
OXYMORON TABLE 330X150 H 75



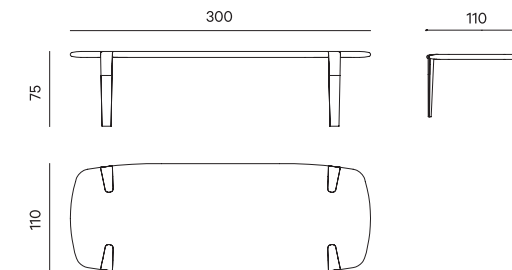
OXYMORON TABLE 300X150 H 75



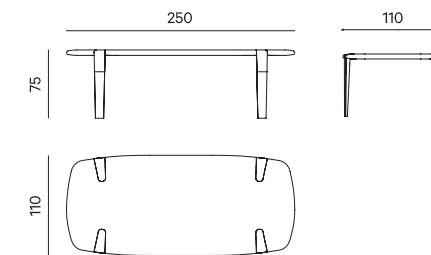
OXYMORON TABLE 250X150 H 75



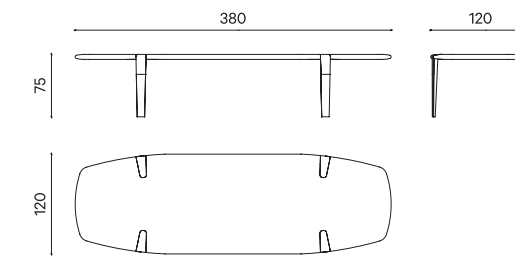
OXYMORON TABLE 300X110 H 75



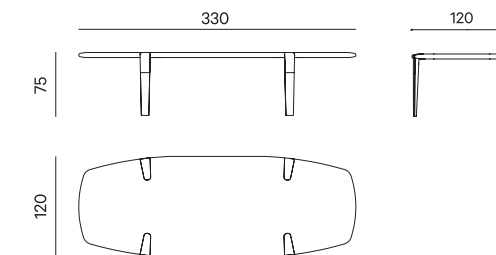
OXYMORON TABLE 250X110 H 75



OXYMORON TABLE 380X120 H 75




OXYMORON TABLE 330X120 H 75



# CHAIRS

## NOCE CHAIR



**STRUCTURE**  
Wooden structure finish Black Wood or open pore matt lacquered in selected colors matching with the chosen leather finish. Padded seat and backrest with leather Nabuk or Sense. Cover not removable.

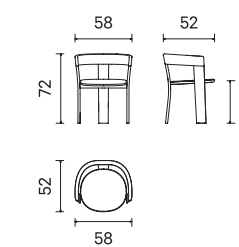
**DIMENSIONS**  
cm 58x52x72h  
Seat cm 45h  
Lounge chair  
cm 70x65x67h  
Seat cm 40h

Design  
George Yabu & Glenn Pushelberg

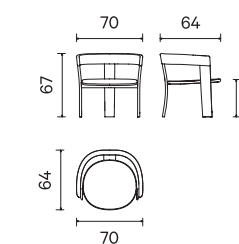
**STRUTTURA**  
Struttura in legno massiccio finitura Black Wood o laccato poro aperto in colori selezionati in abbinamento alla finitura di pelle selezionata. Seduta imbottita rivestita in pelle Nabuk o Sense. Non sfoderabile.

**DIMENSIONI**  
cm 58x52x72h  
Seduta cm 45h  
Lounge chair  
cm 70x65x67h  
Seduta cm 40h


NOCE DINING CHAIR 58X52 H 72 — SEAT H 45



NOCE LOUNGE CHAIR 70X64 H 67 — SEAT H 40



## ZAGG CHAIR



Chair with base solid wood and steel and legs in steel upholstered.

**FINISHES**  
Cover in the leather samples in the range.

**DIMENSIONS**  
cm 55x60x75h  
Seat cm 45

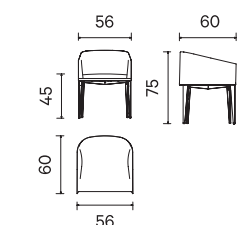
Design  
Massimo Castagna

Sedia con struttura in legno massello e acciaio e gambe in acciaio rivestite.

**FINITURE**  
Rivestimento nella gamma di pelli a campionario.

**DIMENSIONI**  
cm 55x60x75h  
Seduta cm 45


ZAGG CHAIR 55X60 H 75 — SEAT H 45



LIGHTING

ABACO LAMP

Design  
Massimo Castagna



Dimmable wall lamp in different compositions (energy efficiency index A) energy saving with warm light. Transformer to be placed remote. Metal structure with lampshade in different matching finishes: White Chrystal stone and metal. Available in 4 typologies and 3 fix combination of materials. Available with extra warm light 2700K. Only for indoor use.

**FINISH**  
Burnished Platino, White Chrystal, Burnished Titanio  
Burnished Brass, White Chrystal, Black Burnished Brass  
Silver Patina, White Chrystal, H-Silver Black

**DIMENSIONS**  
Composition h cm 154x34  
Composition h cm 131x38  
Composition h cm 126x34  
Composition h cm 112x34

Lampada a parete a led dimmerabile a basso consumo con luce naturale (classe energetica tipo A). Trasformatore remoto. Struttura in metallo con paralume in finiture abbinare: pietra White Chrystal e metallo. Disponibili in 4 tipologie e 3 combinazioni di finiture fisse. Disponibile con luce extra calda 2700K. Solo per uso interno.

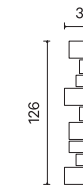
**FINITURE**  
Platino brunito, White Chrystal, Titanio brunito  
Ottone brunito, White Chrystal, Ottone brunito nero  
Silver Patina, White Chrystal, H-Silver Black

**DIMENSIONI**  
Composizione h cm 154x34  
Composizione h cm 131x38  
Composizione h cm 126x34  
Composizione h cm 112x34

ABACO LIGHT 112X38



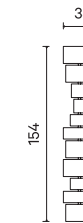
ABACO LIGHT 126X34



ABACO LIGHT 131X38

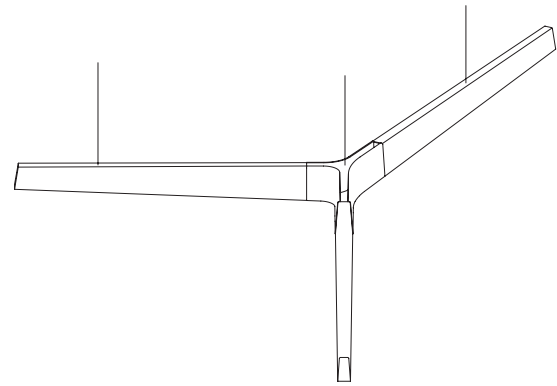


ABACO LIGHT 154X34



# STARLIGHT HORIZONTAL

Design  
Massimo Castagna



Dimmable pendant energy saving led lamp (Energy efficiency index A) with Y-shaped central body sandcasting brass, sandcasting bronze or sandcasting Silver. Lighting body in burnished brass, black burnished brass, H-Silver. Low voltage power supply cable through suspension cable. Transformer incorporated in the ceiling rosette. Available alternative fixing system for lamp with remote transformer. Available extra warm light 2700K (without extra costs). Only for indoor use. Dimmable push button. Other dimming systems available upon request. Standard overall height 180 cm.

## DIMENSIONS

### STARLIGHT HORIZONTAL

cm 134x108x180h with downward pointing led, 27W, 3000K  
cm 146x72x180h with downward pointing led, 27W, 3000K  
cm 149x94x180h with downward pointing led, 27W, 3000K

### STARLIGHT HORIZONTAL MAXI

cm 226x136x180h with downward pointing led, 45W, 3000K  
cm 211x166x180h with downward pointing led, 46W, 3000K  
cm 201x100x180h with downward pointing led, 41W, 3000K

### STARLIGHT HORIZONTAL XL

cm 262x174x180h with downward pointing led, 53W, 3000K  
cm 311x126x180h with downward pointing led, 53W, 3000K  
cm 305x156x108x8h with downward pointing led, 53W, 3000K

### STARLIGHT HORIZONTAL XL MAXI

cm 459x226x180h with downward pointing led, 91W, 3000K  
cm 483x280x180h with downward pointing led, 97W, 3000K  
cm 405x249x180h with downward pointing led, 85W, 3000K

Lampada a risparmio energetico (classe energetica A), dimmerabile, con corpo centrale a Y in ottone, bronzo o Silver con fusione a terra. Corpo illuminante in ottone brunito, ottone brunito nero, H-Silver. Sospensione con alimentazione a bassa tensione tramite cavi di sospensione. Trasformatore incorporato nel rosone. Disponibili sistemi di fissaggio alternativi per lampada con trasformatore remoto. Disponibile luce extra calda 2700K (senza sovrapprezzo). Solo per uso interno. Dimmerabile con interruttore a pulsante. Altre tipologie di dimmerazione disponibili su richiesta. Altezza standard 180 cm.

## DIMENSIONI

### STARLIGHT HORIZONTAL

cm 134x108x180h led con puntamento verso il basso, 27W, 3000K  
cm 146x72x180h led con puntamento verso il basso, 27W, 3000K  
cm 149x94x180h led con puntamento verso il basso, 27W, 3000K

### STARLIGHT HORIZONTAL MAXI

cm 226x147x180h led con puntamento verso il basso, 53W, 3000K  
cm 211x126x180h led con puntamento verso il basso, 53W, 3000K  
cm 305x156x108x180h led con puntamento verso il basso, 53W, 3000K

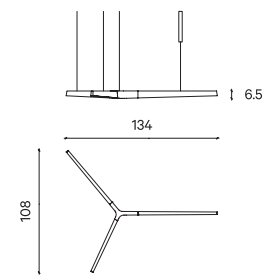
### STARLIGHT HORIZONTAL XL

cm 211x166x180h led con puntamento verso il basso, 46W, 3000K  
cm 201x100x180h led con puntamento verso il basso, 41W, 3000K  
cm 226x136x180h led con puntamento verso il basso, 45W, 3000K

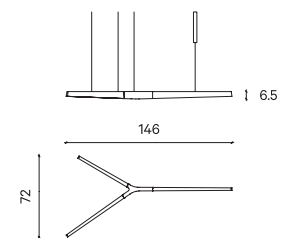
### STARLIGHT HORIZONTAL XL MAXI

cm 459x226x180h led con puntamento verso il basso, 91W, 3000K  
cm 483x280x180h led con puntamento verso il basso, 97W, 3000K  
cm 405x249x180h led con puntamento verso il basso, 85W, 3000K

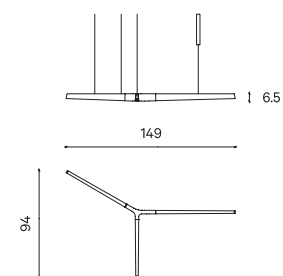
STARLIGHT HORIZONTAL 134X108



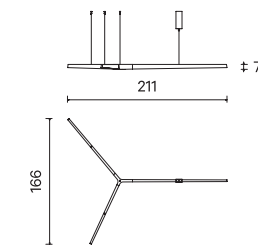
STARLIGHT HORIZONTAL 146X72



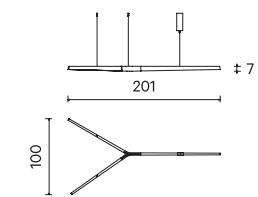
STARLIGHT HORIZONTAL 149X94



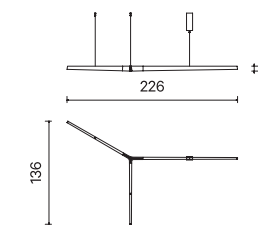
STARLIGHT HORIZONTAL MAXI 'A' 211X166



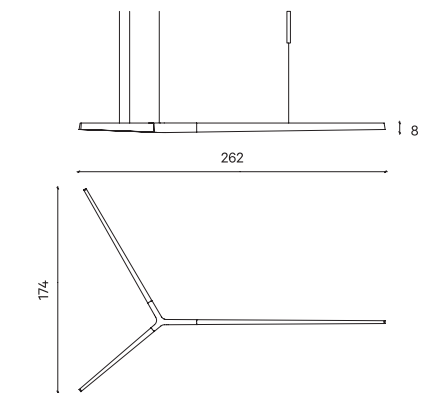
STARLIGHT HORIZONTAL MAXI 'B' 201X100



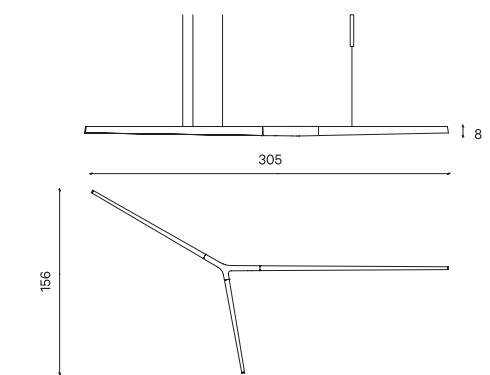
STARLIGHT HORIZONTAL MAXI 'C' 226X136



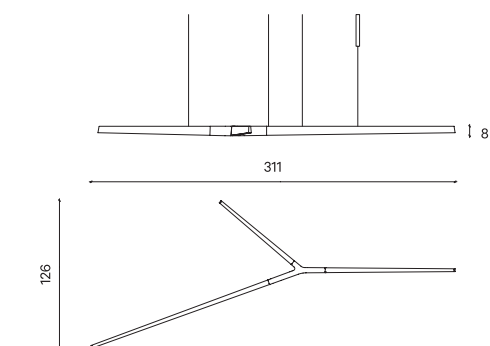
STARLIGHT HORIZONTAL XL 262X174



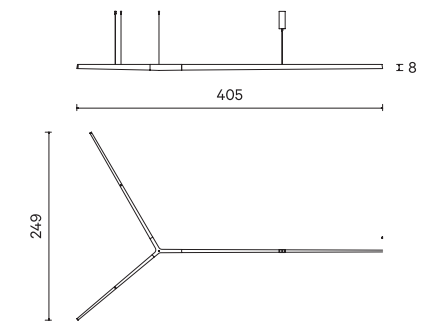
STARLIGHT HORIZONTAL XL 305X156



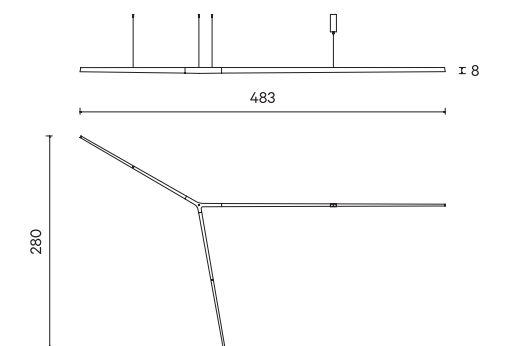
STARLIGHT HORIZONTAL XL 311X126



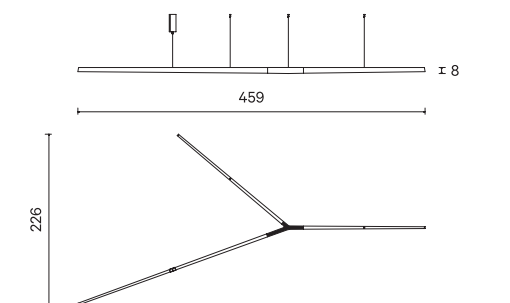
STARLIGHT HORIZONTAL XL MAXI 'A' 405X249



STARLIGHT HORIZONTAL XL MAXI 'B' 483X280



STARLIGHT HORIZONTAL XL MAXI 'C' 459X226



## SKYFALL LAMP



Pendant energy saving led lamp (energy efficiency index A) with warm light. Structure in brass with down warding led or brass and glass with up and down warding led, diameter 2,8 cm. Adjustable inclination through the suspension wire, transformer incorporated in the ceiling rosette, powered with low voltage through suspension wire. Available alternative fixing system for lamp with remote transformer. Available with extra warm light 2700K. Only for indoor use.

**FINISH**  
Burnished brass, black burnished brass, H-Silver, H-Silver black.

**DIMENSIONS**  
h 100 cm, 3000K  
h 120 cm, 3000K  
h 140 cm, 3000K  
h 160 cm, 3000K  
h 180 cm, 3000K  
h 200 cm, 3000K

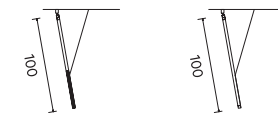
Design  
Massimo Castagna

Lampada a sospensione a led a basso consumo con luce naturale. Struttura diametro 2,8 cm in ottone con led con puntamento verso il basso o ottone e vetro con puntamento verso l'alto e il basso. Inclinazione regolabile tramite cavo di sospensione. Trasformatore incorporato nel rosone, alimentazione a bassa tensione tramite cavo di sospensione. Solo per uso interno. Disponibili sistemi di fissaggio alternativi per lampada con trasformatore remoto. Disponibile con luce extra calda 2700K. Solo per uso interno.

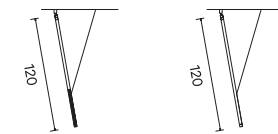
**FINITURE**  
Ottone brunito, ottone brunito nero, H-Silver, H-Silver Black.

**DIMENSIONI**  
h 100 cm, 3000K  
h 120 cm, 3000K  
h 140 cm, 3000K  
h 160 cm, 3000K  
h 180 cm, 3000K  
h 200 cm, 3000K

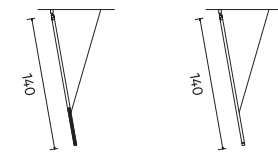
SKYFALL GLASS/METAL 100 Ø 2,8  
SKYFALL 100 Ø 2,8



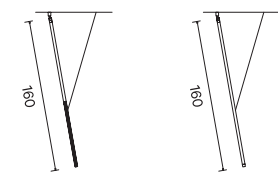
SKYFALL GLASS/METAL 120 Ø 2,8  
SKYFALL 120 Ø 2,8



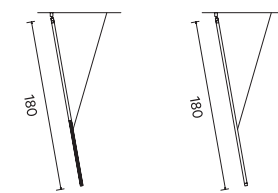
SKYFALL GLASS/METAL 140 Ø 2,8  
SKYFALL 140 Ø 2,8



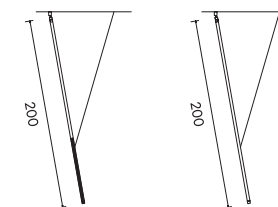
SKYFALL GLASS/METAL 160 Ø 2,8  
SKYFALL 160 Ø 2,8



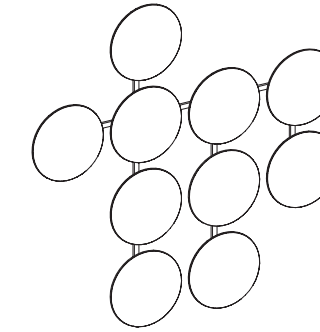
SKYFALL GLASS/METAL 180 Ø 2,8  
SKYFALL 180 Ø 2,8



SKYFALL GLASS/METAL 200 Ø 2,8  
SKYFALL 200 Ø 2,8



## WALL CLIP XL



Wall sconce energy saving led lamp (Energy efficiency index A) with warm light, COB led. Clips, Ø 40 cm. Dimmable upon request. Only for indoor use.

**FINISH**  
Burnished steel, burnished Platino, burnished Titanio, burnished brass, black burnished brass, H-Silver, H-Silver black, shine Copper.

**DIMENSIONS**  
7 Clips; 28W - 3000K 10 Clips; 40W - 3000K  
9 Clips; 36W - 3000K 12 Clips; 48W - 3000K

## COMPOUND LIGHT

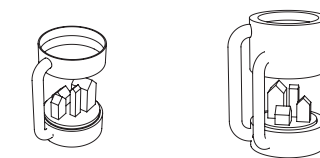


Table lamp with led light energy saving (energy efficiency index A) with warm light. Central sculpture by Fausto Salvi in ceramic. Structure in brass finish H-Silver® Black. Available with extra warm light 2700K. Only for indoor use.

**DIMENSIONS**  
cm 32x25x40h  
cm 38x31x51h

Design  
Massimo Castagna

Lampada a parete a led basso consumo (Classe energetica tipo A) con luce calda, LED COB. Clip Ø 40 cm. Dimmerabili su richiesta. Solo per uso interno.

**FINITURA**  
Acciaio brunito, Platino brunito, Titanio brunito, ottone brunito, ottone brunito nero, H-Silver®, H-Silver nero, rame lucido.

**DIMENSIONI**  
7 bottoni; 28W - 3000K 10 bottoni; 40W - 3000K  
9 bottoni; 36W - 3000K 12 bottoni; 48W - 3000K

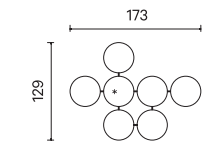
Design

Fausto Salvi

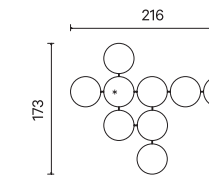
Lampada da tavolo con luce led (classe energetica tipo A) con luce calda. Scultura centrale in ceramica dell'artista Fausto Salvi. Struttura in ottone finitura: o H-Silver® Black. Disponibile con luce extra calda 2700K. Solo per uso interno.

**DIMENSIONI**  
cm 32x25x40h  
cm 38x31x51h

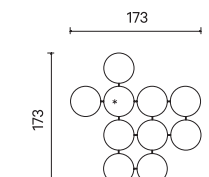
WALL CLIPS XL 7 ELEMENTS 173X129 Ø 40



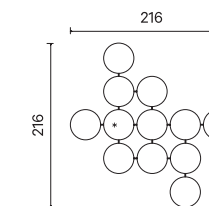
WALL CLIPS XL 9 ELEMENTS 216X173 Ø 40



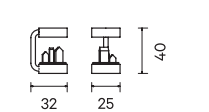
WALL CLIPS XL 10 ELEMENTS 173X173 Ø 40



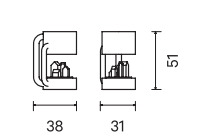
WALL CLIPS XL 12 ELEMENTS 216X216 Ø 40



COMPOUND TABLE LAMP 1 32X25 H 40

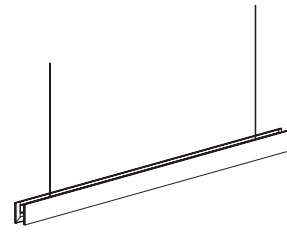


COMPOUND TABLE LAMP 2 38X31 H 51



## REFLEX LAMP

Design  
Massimo Castagna



Dimmable pendant energy saving led lamp (Energy efficiency index A) with body h7,5 cm in White Chrystal stone. Low voltage power supply cable through suspension cable. Transformer incorporated in the ceiling rosette. Modular lamp with central and terminal elements. Standard overall height 180 cm adjustable. Can be customized. Available extra warm-white 2700K (without extra cost). Only for indoor use.

### DIMENSIONS

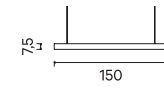
Lamp cm 150x7,5h with downward pointing led,3000K  
Terminal element 150x7,5h with downward pointing led, 3000K  
Central element 150x7,5h with downward pointing led, 3000K

Lampada dimmerabile a sospensione a led (classe energetica tipo A) con corpo lampada h7,5 in pietra White Chrystal. Alimentazione a bassa tensione realizzata tramite cavi di sospensione. Trasformatore inserito nel rosone. Lampada componibile con elementi terminali e centrali. Altezza standard 180 cm regolabile, personalizzabile. Disponibile luce extra calda 2700K (senza sovrapprezzo). Solo per uso interno.

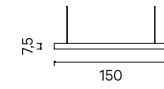
### DIMENSIONI

Lampada cm 150x7,5h led rivolti verso il basso, 3000K  
Elemento terminale 150x7,5h led rivolti verso il basso, 3000K  
Elemento centrale 150x7,5h led rivolti verso il basso, 3000K

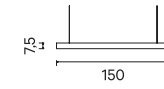
REFLEX MARBLE LIGHT L 150



REFLEX TERMINAL MARBLE LIGHT L 150

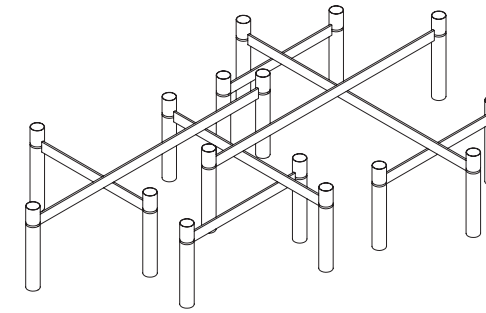


REFLEX CENTRAL MARBLE LIGHT L 150



## TUBULAR LIGHT HORIZONTAL

Design  
Massimo Castagna



Dimmable Pendant energy saving led (Energy efficiency index A), lamp with GU 10 bulb with warm light pointed upward and downward; composition of diameters 5,5 cm, 7 cm and 10 cm in burnished Titanio, burnished Platino, burnished brass or black burnished brass. Light body h 48,5 cm or Maxi version h 68,5. Standard overall height 130 cm. Can be customized. Available extra warm light 2700K (without extra costs). Only for indoor use. The UL Certified product is delivered without led bulb.

### DIMENSIONS

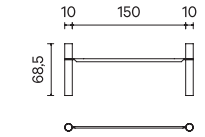
cm 70xØ 7; 4x5,9W - 3000K  
cm 100xØ 7; 4x5,9W - 3000K  
cm 150xØ 7; 4x5,9W - 3000K  
cm 70xØ 10; 4x5,9W - 3000K  
cm 100xØ 10; 4x5,9W - 3000K  
cm 150xØ 10; 4x5,9W - 3000K

Lampada a sospensione a led (GU 10) dimmerabile a basso consumo (Classe energetica tipo A) con luce calda rivolta verso l'alto e il basso. Composizioni di corpi illuminanti nei diametri 7 cm e 10 cm in Titanio brunito, Platino brunito, ottone brunito o ottone brunito nero. Corpo illuminante h 48,5 cm o 68,5 cm nella versione Maxi. Sviluppo standard 130 cm personalizzabile a disegno. Disponibile con luce extra calda 2700K (senza sovrapprezzo). Solo per uso interno. Il prodotto certificato UL viene consegnato senza lampada Led.

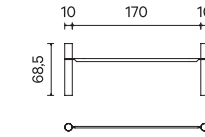
### DIMENSIONI

cm 70xØ 7; 4x5,9W - 3000K  
cm 100xØ 7; 4x5,9W - 3000K  
cm 150xØ 7; 4x5,9W - 3000K  
cm 70xØ 10; 4x5,9W - 3000K  
cm 100xØ 10; 4x5,9W - 3000K  
cm 150xØ 10; 4x5,9W - 3000K

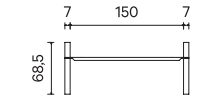
TUBULAR LIGHT HORIZONTAL MAXI 150



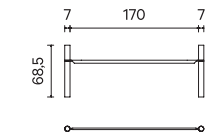
TUBULAR LIGHT HORIZONTAL MAXI 150



TUBULAR LIGHT HORIZONTAL MAXI 150



TUBULAR LIGHT HORIZONTAL MAXI 150





## FINISHES

## CHAPTER 1

ABACO LAMP Silver Patina, White Chrystal, H-Silver Black  
 BACKGROUND TABLE Structure in black burnished Steel, top in Cappuccino stone  
 BE MINE Sandcasting Silver, top in shine Silver  
 BISTROT Burnished Platino  
 COMPOUND TABLE LAMP Structure in H-Silver Black  
 ELBUS LAMP Oak thermowood  
 GELLY POUF Nabuk Fiordo 83, base in black burnished Steel  
 GHOST TABLE LAMP H-Silver, grey resin  
 GIBSON TABLE Structure in black burnished Steel, top in H-Piuma  
 HUMAN ARMCHAIR Nabuk Tortora 81; Durango Natural 01  
 HUMAN SOFA Nabuk grigio 94, nabuck Blue 84  
 JELLY POUF Nabuk Argilla 82, fabric Galaxy 6  
 LIGHT RING POLYGONAL Burnished Titanio  
 LOOM CABINET Frame and doors in Stone Oak, structure in black Eucalyptus thermowood, internal backrest in burnished Platino, base in burnished Platino  
 LOOM PROGRAM DOORS Structure and shelves in Black Eucalyptus thermowood, doors in H-Piuma, base and sliding door in black burnished Steel  
 MUSHROOM TABLE Sandcasting Brass  
 NOCE LOUNGE CHAIR Nabuk Tortora 81; Durango Natural 01  
 OCTAGON TABLE Burnished Brass; burnished brass top Black Lake  
 POKE TABLE Burnished Titanio  
 PRIMITIVE TABLE Structure in burnished Titaion, top in White Ostuni; Structure in burnished Platino, top in White Ostuni  
 PUDDLE TABLE Sandcasting Bronze; Sandcasting Silver  
 RF ARMCHAIR Structure in Nabuck Slate 90; Cushions in fabric Portos Intreccio Peltro 10

RF CHAISE LONGUE Structure and cushions in Nabuk Slate 90  
 RF SOFA Structure in Nabuck Slate 90; Cushions in fabric Portos Peltro Black 05  
 SAVANNA CHAIR Seat in Nabuk Tortora 81  
 SKYFALL LAMP Black burnished Brass  
 SLIM SIDE Structure in burnished Titanium, base in Titanium stone  
 SR TABLE Structure in burnished Titanio, top in Forest Fusion black; Structure in burnished Titanio, top in Titanio Foam  
 STARLIGHT HORIZONTAL XL MAXI Sandcasting Bronze, Black burnished Brass  
 STRIP CHAIR Structure in burnished Platino, seat in Nabuk Argilla 82  
 SYNAPSES TABLE limited edition STR Onix stone  
 TUBULAR HORIZONTAL MAXI Burnished Titanio  
 UPPER SIDE Structure in H-Piuma, internal in Black Eucalyptus thermowood, base in black burnished Steel, groove handle in sandcasting Bronze, internal drawer in burnished Brass  
 VERTIGO SOFA Nabuk Tuber 70; Nabuk Sand 97  
 VOYAGE ARMCHAIR Structre in burnished Titanio, armrest and cushions in Nabuk Blue 84  
 WALL CLIP MAXI Silver Patina  
 WEB Structure in Sandcasting Titanio, shelves in Black Eucalyptus thermowood  
 ZAGG CHAIR Nabuk Tortora 81; Durango Natural 01

## CHAPTER 2

ABACO LAMP Silver Patina, White Chrystal, H-Silver Black  
 BE MINE Sandcasting Silver, top in shine Silver  
 BE MINE XL Sandcasting Silver, top in shine Silver  
 BISTROT Burnished Titanio  
 CAGE BS Structure in black burnished Brass, shelves in Black Eucalyptus thermowood  
 COMPOUND TABLE LAMP Structure in H-Silver Black  
 ELBUS LAMP Oak thermowood  
 EX-TRA CHAIR Seat in fabric Portos Black 05, legs varnished Black Eucalyptus thermowood  
 GELLY POUF Nabuk Tuber 70, backrest in fabric Portos Intreccio Topo 2, base in black burnished Steel; Seat in fabric Portos Intreccio Black 05, backrest in Nabuk Slate 90, base in black burnished Steel; Seat in Nabuk Slate 90, Backrest in fabric Atelier 1723, base in black burnished Steel  
 GHOST TABLE LAMP H-Silver, grey resin  
 LAILAND SOFA Fabric Galaxy 02, Nabuk Grigio 94, legs in sandcasting Bronze  
 LIGHT RING HORIZONTAL Burnished Platino  
 LIGHT RING POLYGONAL Burnished Titanio  
 LOOM CABINET Frame and doors in Stone Oak, structure in black Eucalyptus thermowood, internal backrest in burnished Platino, base in burnished Platino  
 NETWORK TABLE Top in Cappuccino stone, structure in black burnished brass  
 NOCE CHAIR Nabuk Slate 90  
 NOCE LOUNGE CHAIR Nabuk Tuber 70  
 NOCTIS SLIM VERTICAL External structure in Silver Patina, internal structure in black Eucalyptus thermowood  
 OXYMORON TABLE Top in Forest Fusion black, legs in sandcasting Bronze  
 OZONE L Web Grey stone  
 PUDDLE TABLE Sandcasting Silver; Sandcasting Bronze

REFLEX LAMP White Chrystal  
 RF SOFA Structure in Nabuk Tuber 70, cushions Nabuk Tuber 70  
 RF SOFA ARMCHAIR Structure in Nabuk Slate 90, cushions fabric Portos Intreccio Black 05  
 RF SOFA DORMEUSE Structure in Nabuk Tuber 70, cushions Nabuk Tuber 70  
 SAVANNA CHAIR Nabuk Tortora 81  
 SKYFALL LAMP Black burnished Brass  
 SKYFALL LAMP Burnished Brass  
 SLIM SIDE limited edition STR Onix stone, base in burnished Titanio  
 STARLIGHT LAMP Sandcasting Bronze, Black burnished Brass  
 SYNAPSES TABLE Black Lake  
 TOUCH TABLE Base in burnished Titanio, top in Oak thermowood  
 UPPER SIDE Structure in H-Piuma, internal in Black Eucalyptus thermowood, base in black burnished Steel, groove handle in sandcasting Titanio, internal drawer in black burnished Brass  
 VERTIGO SOFA Fabric Portos Intreccio Topo 2, Nabuck Salvia 96  
 WALL CLIP MAXI H-Silver black  
 WEB Structure in Sandcasting Titanio, shelves in Black Eucalyptus thermowood  
 ZAGG CHAIR Nabuk Grigio 94  
 KITCHEN STORAGE COLUMNS structure in black eucalyptus; doors in Silver Patina  
 KITCHEN OPEN COLUMNS Structure in black burnished Steel; backresti in Titanio foam.

CONCEPT, ART DIRECTION  
Massimo Castagna — AD Architettura

PHOTO ART DIRECTION  
Massimo Castagna — AD Architettura

PHOTO  
Andrea Pancino  
Giandomenico Troiano

STYLING  
Elena Caponi Studio

GRAPHIC DESIGN  
Gusto IDS

PRINTING  
Grafiche Antiga



June 2019



THANKS TO  
Alberto Mariani  
Alexa Lixfeld  
Constant Clesse  
Inderjeet Sandhu  
Lorenzo Mazza  
Mieke Meijer  
Roger Coll

WORKS OF ART COURTESY OF  
Alberto Mariani  
Lorenzo Mazza

HENGE  
Via della Spiga 7  
20121 Milano (MI) - Italy  
Tel. +39 0438 1710600 - Fax +39 0438 1710113  
www.henge07.com . atelier@henge07.com  
Open by appointment



Offices and Factory  
Via G. Verdi, 45  
31010 Farra di Soligo (TV) - Italy

