

EXEA[®]
UNA PORTA PER TUTTI

REGISTERED TRADE MARK
AGOPROFIL[®]
PORTE  PENSATE



EXEA
UNA PORTA PER TUTTI

SOMMARIO

Laccati

LACQUERED / LAQUEÉS

6

Art Glass

GLASSES / VITRES

72

Laminati

LAMINATES / MELAMINES

96

Sistemi di Apertura

OPENING SYSTEMS / SYSTÈMES D'OUVERTURE

150

Vetri ed Accessori

GLASSES AND ACCESSORIES / VITRES ET ACCESSORIES

162

Finiture

FINISHES / FINITION

170



Arredare gli interni è palcoscenico della vita privata, quello sfondo dove ogni ambiente permette il cambiamento. Una casa non è una questione di mattoni e cemento, ma di amore!

Forme, colori e accessori ,svelano gran parte del carattere di ogni uomo, proprio per questo nulla va lasciato al caso. Ogni dettaglio renderà unico il vostro progetto e darà personalità alla vostra casa. Le porte della collezione EXEA , 100% progettate e prodotte in Italia, offrono soluzioni d'arredo funzionali e di design per la separazione degli spazi, permettendo di creare ambienti dove poter vivere esperienze emozionanti ed accoglienti.

Forti della nostra pluriennale esperienza operiamo nel Mondo realizzando chiusure per interni rivolte a costruzioni residenziali, ville, strutture pubbliche e Hotel di lusso.

Il processo produttivo di Exea , si traduce in sistemi di risparmio energetico, utilizzo di fonti di energia rinnovabili , minimizzazione dello scarto e conseguente controllo delle emissioni, utilizzo di legname proveniente da coltivazioni impostate sulla forestazione programmata e impiego di finiture ecologiche. Ecco perché le nostre porte hanno un cuore!

To furnish interiors is a stage of the private life, that background where each room allows changing.

A house is not a matter of brick and concrete, but love!

Shapes, colours and accessories, reveal most of each man's character, and for this reason nothing is left by chance.

Every detail will make unique your project and give personality to your home.

The doors of collection EXEA, 100% planned and produced in Italy, offer design solutions that are both stylish yet functional for the separation of spaces, allowing to create an environment where you can live emotional and welcoming experiences.

Strong of many years' experience, we operate all over the world by producing interior doors for residential constructions, villas, public structures and luxury hotels.

The production process of Exea can be translated to systems of energy savings, use of renewable energies, minimal discards and therefore controlled emissions with usage of wood coming from programmed, ecological forests.

This is why our doors have a heart!

Décorer l'intérieur est une étape de la vie privée, cet arrière-plan où chaque environnement permet le changement.

Une maison n'est pas une question de brique et de ciment, mais l'amour!

Les formes, les couleurs et les accessoires révèlent une grande partie du caractère de chaque homme, C'est pourquoi rien n'est laissé au hasard. Chaque détail rendra votre projet unique et donnera de la personnalité à votre maison. Les portes de la collection EXEA, 100% conçue et fabriquée en Italie, offrent solutions d'ameublement fonctionnelles et de design pour séparer les espaces, vous permettant de créer des environnements où vous pourrez expérimenter des expériences passionnantes et accueillantes.

Fort de nos nombreuses années d'expérience, nous travaillons dans le monde en faisant des portes intérieures pour les bâtiments résidentiels, les villas, les installations publiques et les hôtels de luxe. Le processus de production d'Exea se traduit par des systèmes d'économie d'énergie, l'utilisation de sources d'énergie renouvelables, la minimisation des déchets et le contrôle des émissions, l'utilisation du bois à partir de cultures cultivées sur des forêts programmées et l'utilisation de finitions écologiques. C'est pourquoi nos portes ont un coeur!

Laccati
LACQUERED / LAQUEÉS



Cieca Liscia

SMOOTH BLIND DOOR
PORTE AVEUGLE LISSE




MINORCA



MINORCA



MINORCA



PANTOGRAFATURA / PANTOGRAPH / PANTOGAPHE

Easy



PANTOGRAFATURA / PANTOGRAPH / PANTOGAPHE

Lama




INCISIONE / ENGRAVE / INCISION

Easy

Il metodo **EASY**, con una gradazione di profondità semplice ma decisa, rivela incisioni leggere e moderne abbinabili ad ogni tipo di porta laccata.


The **EASY** method, with a simple but decisive degree of depth, reveals light and modern engravings that can be matched to any kind of lacquered door.

La technique **EASY**, simple mais décisive, révèle des incisions légères et modernes qui peuvent être réalisées sur tous les modèles laqués



PANTOGRAFATURA / PANTOGRAPH / PANTOGRAPHE

Plus



PANTOGRAFATURA / PANTOGRAPH / PANTOGRAPHE

Deco



INCISIONE / ENGRAVE / INCISION

Plus

Il metodo **PLUS**, realizzata con incavi profondi ed armoniosi, per donare ai disegni forme definite e decise abbinabili ad ogni tipo di porta laccata.

The **PLUS** technique, realized with deep and harmonious engravings, in order to give drawings some rather defined shapes that can be paired with any type of lacquered door.

La technique **PLUS**, avec ses rainures profondes et harmonisés, donne vie à un style ferme qui peut être réalisé sur tous les modèles laqués

Incisa

ENGRAVED
GRAVÉ



Incisa

ENGRAVED
GRAVÉ



Incisa

ENGRAVED
GRAVÉ



FORMENTERA



ESPALMADOR




FORMENTERA

Incisa

ENGRAVED
GRAVÉ



T A H A A



B O R A B O R A

Incisa

ENGRAVED
GRAVÉ



SEYCHELLES



FIJI



LANZAROTE

Incisa

ENGRAVED
GRAVÉ



Incisa

ENGRAVED
GRAVÉ



CUBA



MELVILLE




CALEDONIA

BRITANNIA

Incisa

ENGRAVED
GRAVÉ



CERAM

MINORCA V. AVENUE

Incisa

ENGRAVED
GRAVÉ



GEORGIA



GEORGIA



MINORCA V. PLACE

Incisa

ENGRAVED
GRAVÉ



IRLANDA



MINORCA V. STREET



SANTAINES

MINORCA V. ROAD

Incisa

ENGRAVED
GRAVÉ



TOBAGO



TRINIDAD



TOBAGO

Incisa

ENGRAVED
GRAVÉ



LIVINGSTONE



WELLINGTON



WELLINGTON

Incisa

ENGRAVED
GRAVÉ



P O R T O R I C O



J A M A I C A



P O R T O R I C O

Incisa

ENGRAVED
GRAVÉ



SAOTIAGO



RIUNION



SAOTIAGO



Native
Incisa

ENGRAVED
GRAVÉ



H O R S E



C A T




C O L I B R I

Native
Incisa


ENGRAVED
GRAVÉ



WATERARUM



ROSE



TREE

Native
Incisa


ENGRAVED
GRAVÉ




WATERLILY

Pantografata

PANTOGRAPHED
PANTOGRAPHÉS



Salina



Palmarola



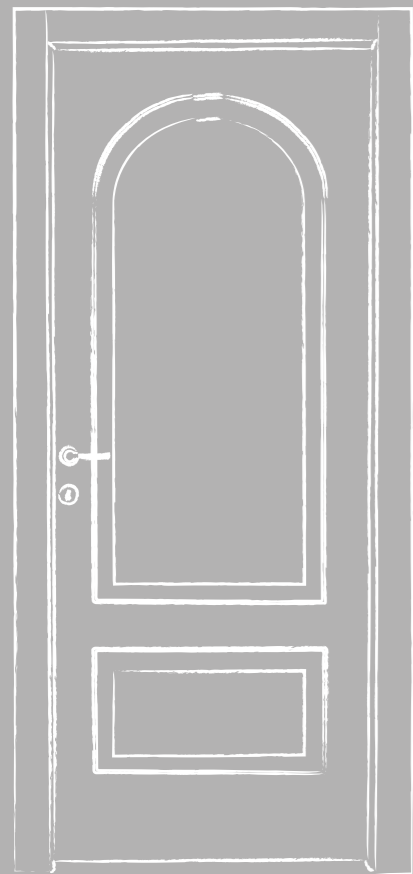
ISCHIA



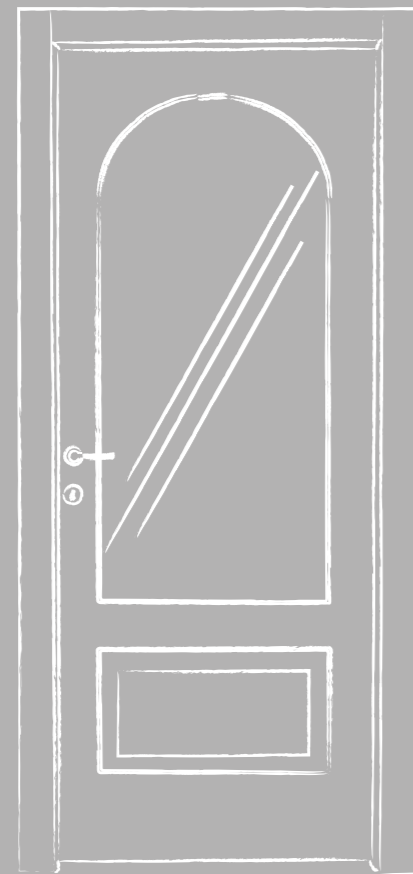
CAPRI

Pantografata

PANTOGRAPHED
PANTOGRAPHÉS



Gorgona



Favignana




VULCANO



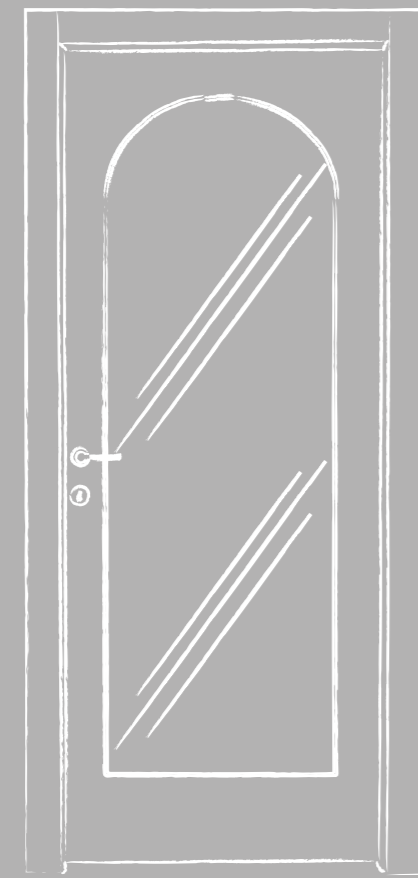
VENTOTENE

Pantografata

PANTOGRAPHED
PANTOGRAPHÉS



Linosa



Pianosa



SICILIA

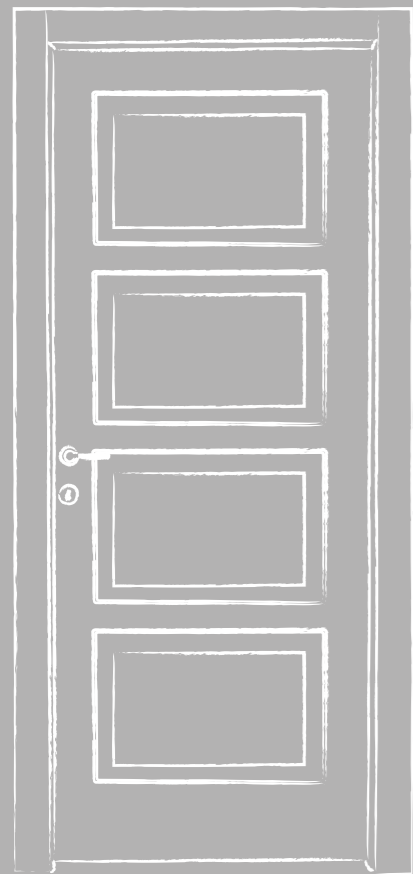


SARDEGNA




Pantografata

PANTOGRAPHED
PANTOGRAPHÉS



Montecristo



Borromeo



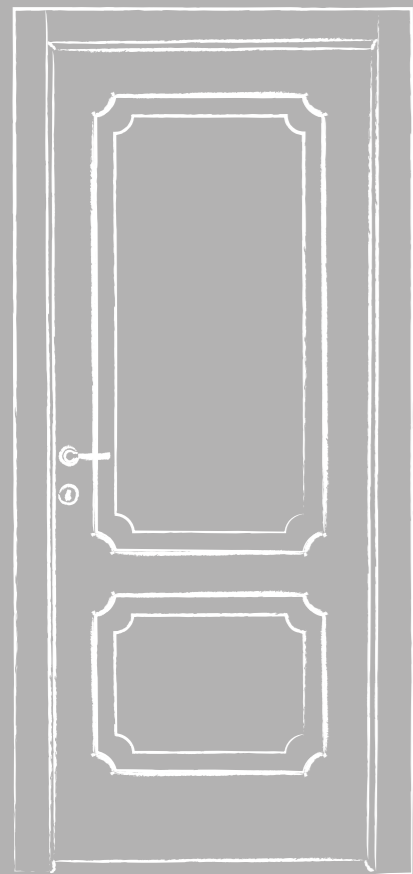
PONTINO




LAMPIONE

Pantografata

PANTOGRAPHED
PANTOGRAPHÉS



Pantelleria



Procida

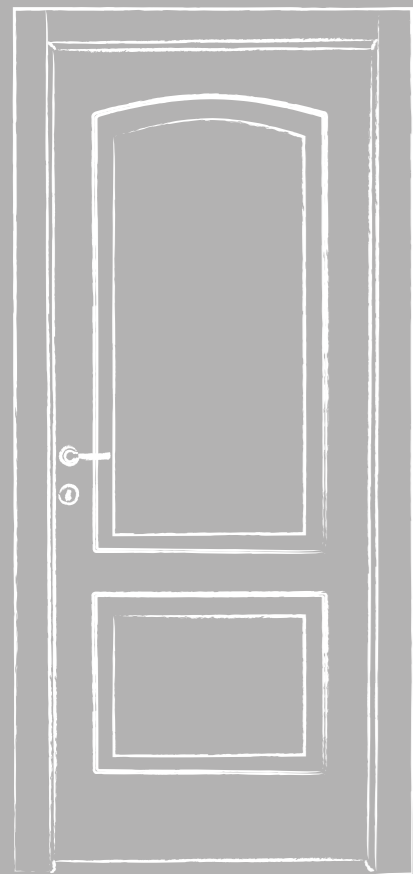


PONZA




Pantografata

PANTOGRAPHED
PANTOGRAPHÉS



La Maddalena



Levanzo



MONTISOLA



LIPARI



Spazzolato



SKYE*
SPAZZOLATO VERTICALE
VERTICAL SPAZZOLATO
SPAZZOLATO VERTICAL

*
Porte con telaio e coprifilo SPAZZOLATO
Doors with SPAZZOLATO Frame and Casing
Portes avec Cadre et Couvre-joints SPAZZOLATO



FYN*
SPAZZOLATO ORIZZONTALE
HORIZONTAL SPAZZOLATO
SPAZZOLATO HORIZONTAL

Spazzolato



DEVON*
SPAZZOLATO ORIZZONTALE
HORIZONTAL SPAZZOLATO
SPAZZOLATO HORIZONTAL

*
Porte con telaio e coprifilo LISCIO
Doors with SMOOTH Frame and Casing
Portes avec Cadre et Couvre-joints LISSE



FALKLAND*
SPAZZOLATO VERTICALE
VERTICAL SPAZZOLATO
SPAZZOLATO VERTICAL


Poroaperto



HAIMAN*
POROAPERTO VERTICALE
VERTICAL POROAPERTO
POROAPERTO VERTICAL

*
Porte con telaio e coprifilo LISCIO
Doors with SMOOTH Frame and Casing
Portes avec Cadre et Couvre-joints LISSE

Poroaperto



SENIA*
POROAPERTO ORIZZONTALE
HORIZONTAL POROAPERTO
POROAPERTO HORIZONTAL

*
Porte con telaio e coprifilo LISCIO
Doors with SMOOTH Frame and Casing
Portes avec Cadre et Couvre-joints LISSE

Poroaperto
Pantografata / Laccata

POROAPERTO / PANTOGRAPHED / LACQUERED
POROAPERTO / PANTOGRAPHÉS / LACQUES



K O S*

*
Porte con telaio e coprifilo LISCI
Doors with SMOOTH Frame and Casing
Portes avec Cadre et Couvre-joints LISSE



Z A N T E*

Poroaperto Incisa / Laccata

POROAPERTO / ENGRAVED / LACQUERED
POROAPERTO / INCISIONS / LACQUES



*
Porte con telaio e coprifilo LISCI
Doors with SMOOTH Frame and Casing
Portes avec Cadre et Couvre-joints LISSE

Poroaperto
Incisa / Laccata

POROAPERTO / ENGRAVED / LACQUERED
POROAPERTO / INCISIONS / LACQUES




P A R I O S *



M Y K O N O S *

*
Porte con telaio e coprifilo LISCIO
Doors with SMOOTH Frame and Casing
Portes avec Cadre et Couvre-joints LISSE



I S A B E L *

Poroaperto
Incisa / Laccata

POROAPERTO / ENGRAVED / LACQUERED
POROAPERTO / INCISIONS / LACQUES



MAUI*




KAULA*


*
Porte con telaio e coprifilo LISCIO
Doors with SMOOTH Frame and Casing
Portes avec Cadre et Couvre-joints LISSE



NIHOA*

Art Glass
VETRI / GLASSES / VITRES





Porta Vetro

GLASS DOOR
PORTE VITRÉE



**ART GLASS
KIA BRIGHTON***

NEUTRO BIANCO
NEUTRAL WHITE
BLANC NEUTRE



**ART GLASS
KIA CAMBRIDGE***

NEUTRO BIANCO
NEUTRAL WHITE
BLANC NEUTRE



**ART GLASS
KIA YORK***
NEUTRO BIANCO / NEUTRAL WHITE / BLANC NEUTRE

*
Vetri abbinabili ad ogni finitura
Glasses matching to every finish
Vitres correspondant à chaque finition

Porta Vetro

GLASS DOOR
PORTE VITRÉE



**ART GLASS
KIA LONDON***
NEUTRO BIANCO
NEUTRAL WHITE
BLANC NEUTRE

*
Vetri abbinabili ad ogni finitura
Classes matching to every finish
Vitres correspondant à chaque finition



**ART GLASS
KIA MANCHESTER***
NEUTRO BIANCO / NEUTRAL WHITE / BLANC NEUTRE

Porta Vetro

GLASS DOOR
PORTE VITRÉE



**ART GLASS
KIA CHESTER***
NEUTRO BIANCO
NEUTRAL WHITE
BLANC NEUTRE

*
Vetri abbinabili ad ogni finitura
Glasses matching to every finish
Vitres correspondant à chaque finition



**ART GLASS
EVA SALFORD***
NEUTRO BIANCO / NEUTRAL WHITE / BLANC NEUTRE

Porta Vetro

GLASS DOOR
PORTE VITRÉE



ART GLASS
EVA LOS ANGELES*

DECORO DEGRADÉ NEUTRO BIANCO
DEGRADÉ NEUTRAL WHITE DECORATION
DÉCORUM DEGRADÉ BLANC NEUTRE

*
Vetri abbinabili ad ogni finitura
Classes matching to every finish
Vitres correspondant à chaque finition



ART GLASS
EVA LOS ANGELES*

DECORO DEGRADÉ TORTORA / TORTORA DEGRADÉ DECORATION / DEGRADÉ DÉCORUM TORTORA

Porta Vetro

GLASS DOOR
PORTE VITRÉE



ART GLASS
EVA PHILADELPHIA*
DECORO NERO
NERO DECORATION
DÉCORUM NERO

*
Vetri abbinabili ad ogni finitura
Glasses matching to every finish
Vitres correspondant à chaque finition



ART GLASS
EVA SAN DIEGO*
DECORO TORTORA / TORTORA DECORATION / DÉCORUM TORTORA

Porta Vetro

GLASS DOOR
PORTE VITRÉE



*
Vetri abbinabili ad ogni finitura
Glasses matching to every finish
Vitres correspondant à chaque finition

ART GLASS
EVA ESPALMADOR*
DECORO BEIGE / BEIGE DECORATION / DÉCORUM BEIGE

Porta Vetro

GLASS DOOR
PORTE VITRÉE



ART GLASS
EVA ITAPARICA*

DECORO SABBIA
SABBIA DECORATION
DÉCORUM SABBIA

*
Vetri abbinabili ad ogni finitura
Classes matching to every finish
Vitres correspondant à chaque finition



ART GLASS
KIA FORMENTERA*
LINEA BIANCO / BIANCO LINE / LIGNE BIANCO

Porta Vetro

GLASS DOOR
PORTE VITRÉE



**ART GLASS
EVA KAULA***
DECORO AVORIO
AVORIO DECORATION
DÉCORUM AVORIO



**ART GLASS
EVA MOLOKAI***
DECORO GRIGIO
GRIGIO DECORATION
DÉCORUM GRIGIO



**ART GLASS
KIA LANZAROTE***
LINEA BIANCO / WHITE LINE / LIGNE BLANC

*
Vetri abbinabili ad ogni finitura
Glasses matching to every finish
Vitres correspondant à chaque finition

Porta Vetro

GLASS DOOR
PORTE VITRÉE



ART GLASS
KIA MELVILLE*

LINEA BIANCO
BIANCO LINE
LICHE BIANCO



ART GLASS
KIA TAHA*

LINEA GRIGIO
GRIGIO LINE
LIGNE GRIGIO

*
Vetri abbinabili ad ogni finitura
Glasses matching to every finish
Vitres correspondant à chaque finition



ART GLASS
KIA BORA BORA*
LINEA GRIGIO / GRIGIO LINE / LIGNE GRIGIO

Porta Vetro

GLASS DOOR
PORTE VITRÉE



**ART GLASS
KIA COLIBRI***

DISEGNO INDACO
INDACO DRAWING
DESSIN INDACO



**ART GLASS
KIA ROSE***

DISEGNO CARMINIO
CARMINIO DRAWING
DESSIN CARMINIO



**ART GLASS
KIA WATERARUM***

DISEGNO VIOLETTA / VIOLETTA DRAWING / DESSIN VIOLETTA

*
Vetri abbinabili ad ogni finitura
Glasses matching to every finish
Vitres correspondant à chaque finition

Laminati
LAMINATES / MELAMINES



FINITURA
Bianco

FINISHING BIANCO
FINITION BIANCO



BOAVISTA



BOAVISTA
AF CROMAT¹

² Versione applicabile a tutti i modelli in laminato
This version can be applied to every model in laminated
Version disponible pour tous les modèles mélaminés



BOAVISTA
AL CROMO¹

BOAVISTA
V. TOTAL²

¹ Versione applicabile a tutti i modelli del catalogo
The version can be applied to every model in the catalogue
Version disponible pour tous les modèles du catalogue

FINITURA
Frassino Bianco

FINISHING FRASSINO BIANCO
FINITION FRASSINO BIANCO

Anta Frassino Bianco
Telaio e Coprifilo Liscio Bianco

Frassino Bianco Panel
Smooth White Frame and Casing

Panneau Frassino Bianco
Cadre et Couvre-joints Lisses Blanc



G O M E R A



G R A Z I O S A

FINITURA
Poroaperto Bianco

FINISHING POROAPERTO BIANCO
FINITION POROAPERTO BIANCO

Anta Poroaperto Bianco
Telaio e Coprifilo Liscio Bianco

Poroaperto Bianco Panel
Smooth White Frame and Casing

Panneau Poroaperto Bianco
Cadre et Couvre-joints Lisses Blanc



RAIAMEA



RIKITEA

FINITURA
Spazzolato Bianco

FINISHING SPAZZOLATO BIANCO
FINITION SPAZZOLATO BIANCO



FINITURA
Spazzolato Bianco

FINISHING SPAZZOLATO BIANCO
FINITION SPAZZOLATO BIANCO



MADEIRA
AZ CROMO ¹



MADEIRA



ARUBA
V. MINIMAL ²

¹ Versione applicabile a tutti i modelli del catalogo
The version can be applied to every model in the catalogue
Version disponible pour tous les modèles du catalogue

² Versione applicabile a tutti i modelli in laminato
This version can be applied to every model in laminated
Version disponible pour tous les modèles mélaminés



FINITURA
Avorio

FINISHING AVORIO
FINITION AVORIO



MAURITIUS
AP CROMO¹



MAURITIUS



MAURITIUS
AT CROMO¹



¹ Versione applicabile a tutti i modelli del catalogo
The version can be applied to every model in the catalogue
Version disponible pour tous les modèles du catalogue

FINITURA
Spazzolato Avorio

FINISHING SPAZZOLATO AVORIO
FINITION SPAZZOLATO AVORIO

Anta Spazzolato Avorio
Telaio e Coprifilo Liscio Avorio

Spazzolato Avorio Panel
Smooth Ivory Frame and Casing

Panneau Spazzolato Avorio
Cadre et Couvre-joints Lisses Ivoire



MURUROA



MATAURA

FINITURA
Matrix


FINISHING MATRIX
FINITION MATRIX



CRETA
AK CROMAT¹



CRETA



CRETA
AG CROMAT¹

¹ Versione applicabile a tutti i modelli del catalogo
The version can be applied to every model in the catalogue
Version disponible pour tous les modèles du catalogue

FINITURA
Matrix

FINISHING MATRIX
FINITION MATRIX



CRETA
V. PLACE ²



MADAGASCAR
AX CROMAT ¹



ZANZIBAR



¹ Versione applicabile a tutti i modelli del catalogo
The version can be applied to every model in the catalogue
Version disponible pour tous les modèles du catalogue

² Versione applicabile a tutti i modelli in laminato - Vetro Antisfondamento 4+4 mm INCLUSO
This version can be applied to every model in laminated - Shatterproof 4+4 mm Glass INCLUDED
Version disponible pour tous les modèles mélaminés - Vitre de sécurité 4+4 MM COMPRIS

FINITURA
Rovere Country

FINISHING ROVERE COUNTRY
FINITION ROVERE COUNTRY



FINITURA
Rovere Sahara

FINISHING ROVERE SAHARA
FINITION ROVERE SAHARA



SAMAR
V. ROAD ²



SAMAR
V. STREET ²

²
Versione applicabile a tutti i modelli in laminato - Vetro Antisfondamento 4+4 mm INCLUSO
This version can be applied to every model in laminated - Shatterproof 4+4 mm Glass INCLUDED
Version disponible pour tous les modèles mélaminés - Vitre de sécurité 4+4 MM COMPRIS



SAMAR

SAMAR
V. AVENUE ²

FINITURA
Rovere Sahara

FINISHING ROVERE SAHARA
FINITION ROVERE SAHARA



CEYLON
AF CROMAT¹



CEYLON



CEYLON
V. PLACE²

¹ Versione applicabile a tutti i modelli del catalogo
The version can be applied to every model in the catalogue
Version disponible pour tous les modèles du catalogue

² Versione applicabile a tutti i modelli in laminato - Vetro Antisfondamento 4+4 mm INCLUSO
This version can be applied to every model in laminated - Shatterproof 4+4 mm Glass INCLUDED
Version disponible pour tous les modèles mélaminés - Vitre de sécurité 4+4 MM COMPRIS



FINITURA
Rovere Ice


FINISHING ROVERE ICE
FINITION ROVERE ICE



BAHAMAS
V. ROAD ²



BAHAMAS



BERMUDA

²
Versione applicabile a tutti i modelli in laminato - Vetro Antisfondamento 4+4 mm INCLUSO
This version can be applied to every model in laminated - Shatterproof 4+4 mm Glass INCLUDED
Version disponible pour tous les modèles mélaminés - Vitre de sécurité 4+4 MM COMPRIS

FINITURA
Rovere Ice

FINISHING ROVERE ICE
FINITION ROVERE ICE



B E R M U D A
V . A V E N U E ²



G A L A P A G O S



M A R G H E R I T A

²
Versione applicabile a tutti i modelli in laminato - Vetro Antisfondamento 4+4 mm INCLUSO
This version can be applied to every model in laminated - Shatterproof 4+4 mm Glass INCLUDED
Version disponible pour tous les modèles mélaminés - Vitre de sécurité 4+4 MM COMPRIS

FINITURA
Rovere Fog

FINISHING ROVERE FOG
FINITION ROVERE FOG



PEMBA
AX CROMAT¹



PEMBA



RODRIGUEZ

¹ Versione applicabile a tutti i modelli del catalogo
The version can be applied to every model in the catalogue
Version disponible pour tous les modèles du catalogue

FINITURA
Rovere Fog

FINISHING ROVERE FOG
FINITION ROVERE FOG



COMORE
AZ CROMO¹



COMORE



CAPOVERDE

¹
Versione applicabile a tutti i modelli del catalogo
The version can be applied to every model in the catalogue
Version disponible pour tous les modèles du catalogue

FINITURA
Rovere Patrol


FINISHING ROVERE PATROL
FINITION ROVERE PATROL



MARTINICA
AP CROMO¹



PANAREA



MARTINICA

¹ Versione applicabile a tutti i modelli del catalogo
The version can be applied to every model in the catalogue
Version disponible pour tous les modèles du catalogue

FINITURA
Rovere Patrol


FINISHING ROVERE PATROL
FINITION ROVERE PATROL



MALTA



MAIORCA



MAIORCA
AX CROMATI

1
Versione applicabile a tutti i modelli del catalogo
The version can be applied to every model in the catalogue
Version disponible pour tous les modèles du catalogue

FINITURA
Noce Cacao

FINISHING NOCE CACAO
FINITION NOCE CACAO



D J E R B A
V . T R I A L ²



H A L M A H E R A



D J E R B A

²
Versione applicabile a tutti i modelli in laminato
This version can be applied to every model in laminated
Version disponible pour tous les modèles mélaminés

FINITURA
Noce Cacao

FINISHING NOCE CACAO
FINITION NOCE CACAO



FUERTEVENTURA
V. PLACE ²



BOUGANVILLE



FUERTEVENTURA

²
Versione applicabile a tutti i modelli in laminato - Vetro Antisfondamento 4+4 mm INCLUSO
This version can be applied to every model in laminated - Shatterproof 4+4 mm Glass INCLUDED
Version disponible pour tous les modèles mélaminés - Vitre de sécurité 4+4 MM COMPRIS

FINITURA
Noce Clear

FINISHING NOCE CLEAR
FINITION NOCE CLEAR



BARBADOS
V. DUAL²



BARBADOS



LA PALMA

²
Versione applicabile a tutti i modelli in laminato
This version can be applied to every model in laminated
Version disponible pour tous les modèles mélaminés

FINITURA
Noce Clear

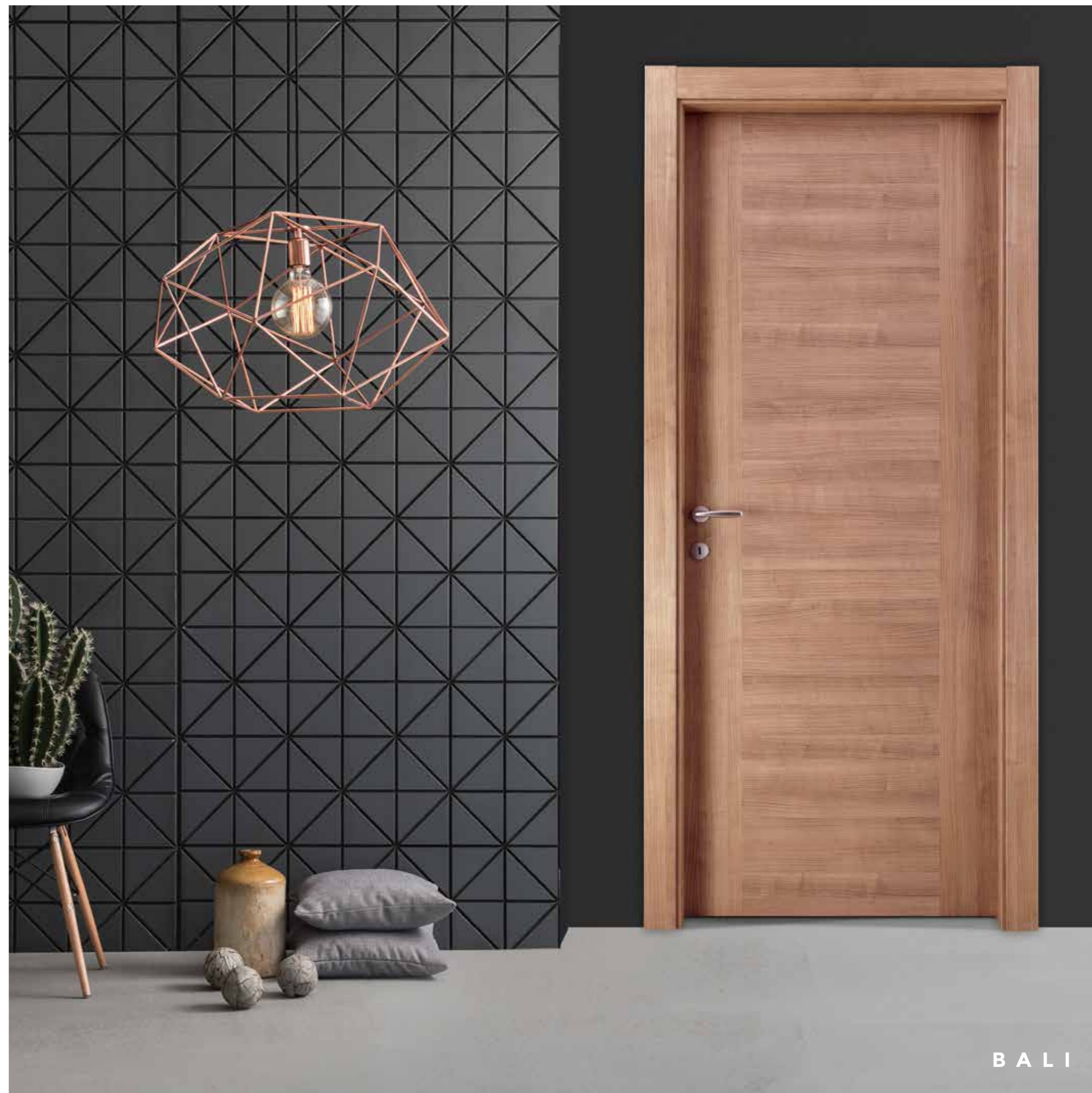
FINISHING NOCE CLEAR
FINITION NOCE CLEAR



BALI
AZ CROMO¹



MALAITA



BALI

¹ Versione applicabile a tutti i modelli del catalogo
The version can be applied to every model in the catalogue
Version disponible pour tous les modèles du catalogue

FINITURA
Noce Nazionale

FINISHING NOCE NAZIONALE
FINITION NOCE NAZIONALE



GIAVA
AT CROMAT¹



FORMOSA
V.TRIAL²

¹ Versione applicabile a tutti i modelli del catalogo
The version can be applied to every model in the catalogue
Version disponible pour tous les modèles du catalogue

² Versione applicabile a tutti i modelli in laminato
This version can be applied to every model in laminated
Version disponible pour tous les modèles mélaminés



FORMOSA

FORMOSA
V.DUAL²

FINITURA
Noce Nazionale

FINISHING NOCE NAZIONALE
FINITION NOCE NAZIONALE



Solo per questo modello/finitura:
variando la larghezza dell'anta possono variare le proporzioni
tra i montanti laterali e la pannellatura centrale.

Only for this model/finish:
by varying the width of the door, also the proportion
between the jambs and the central panel will vary.

Uniquement pour ce modèle/finition:
en variant la largeur de la porte, le proportions entre
les montants latéraux et le panneau cental changent.



T A H I T I !



G I A V A



FINITURA
Ciliegio

FINISHING CILIEGIO
FINITION CILIEGIO



VITTORIA
V. MINIMAL²



VITTORIA



VITTORIA
AY CROMAT¹



¹ Versione applicabile a tutti i modelli del catalogo
The version can be applied to every model in the catalogue
Version disponible pour tous les modèles du catalogue

² Versione applicabile a tutti i modelli in laminato
This version can be applied to every model in laminated
Version disponible pour tous les modèles mélaminés

FINITURA
Ciliegio

FINISHING CILIEGIO
FINITION CILIEGIO



Solo per questo modello/finitura:
variando la larghezza dell'anta possono variare le proporzioni
tra i montanti laterali e la pannellatura centrale.

Only for this model/finish:
by varying the width of the door, also the proportion
between the jambs and the central panel will vary.

Uniquement pour ce modèle/finition:
en variant la largeur de la porte, le proportions entre
les montants latéraux et le panneau central changent.



TIMOR



MARAJO

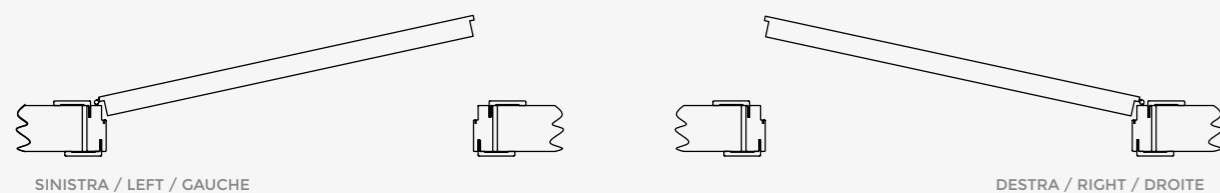


Sistemi di Apertura
OPENING SYSTEMS
SYSTÈMES D'OUVERTURE




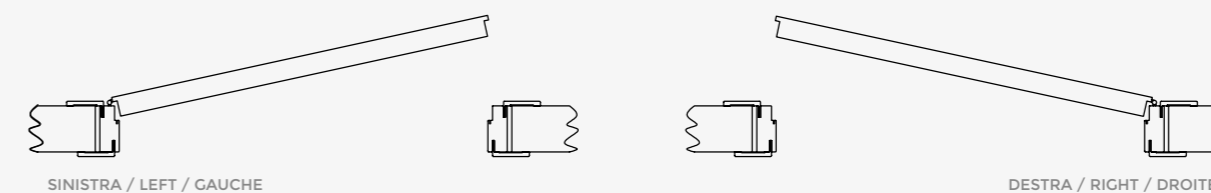
Basic

SERRATURA MAGNETICA / CARDINAMENTO ANTA-TELAIO: CON BATTUTA E CERNIERA ANUBA
MAGNETIC LOCK / HINGES PANEL TO FRAME: WITH STROKE AND BASIC HINGES
SERRURE MAGNÉTIQUE / JONCTION PANNEAU-CADRE: AVEC FEUILLURE ET CHARNIÈRE ANUBA CLASSIQUE



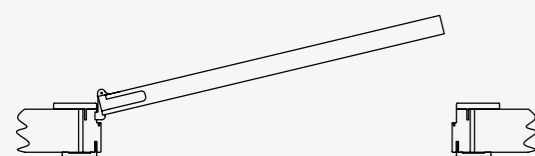
B-Open

SERRATURA MAGNETICA / CARDINAMENTO ANTA-TELAIO: CON BATTUTA E CERNIERA ANUBA REVERSIBILE
MAGNETIC LOCK / HINGES PANEL TO FRAME: WITH STROKE AND REVERSIBLE HINGES
SERRURE MAGNÉTIQUE / JONCTION PANNEAU-CADRE: AVEC FEUILLURE ET CHARNIÈRE ANUBA REVERSIBLE

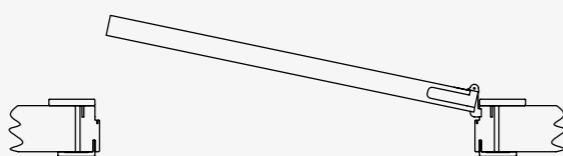


Line

SERRATURA MAGNETICA / CARDINAMENTO ANTA-TELAIO: SENZA BATTUTA E CERNIERA PIVOT
MAGNETIC LOCK / HINGES PANEL TO FRAME: WITHOUT STROKE, WITH PIVOT HINGES
SERRURE MAGNÉTIQUE / JONCTION PANNEAU-CADRE: AVEC CHARNIÈRE PIVOT



SINISTRA / LEFT / GAUCHE



DESTRA / RIGHT / DROITE



Revira


SERRATURA MAGNETICA / CARDINAMENTO ANTA-TELAIO: SENZA BATTUTA E CERNIERA PIVOT A SCOMPARSA
MAGNETIC LOCK / HINGES PANEL TO FRAME: WITHOUT STROKE, WITH HIDDEN PIVOT HINGES
SERRURE MAGNÉTIQUE / JONCTION PANNEAU-CADRE: AVEC CHARNIÈRE PIVOT INVISIBLE



SINISTRA / LEFT / GAUCHE

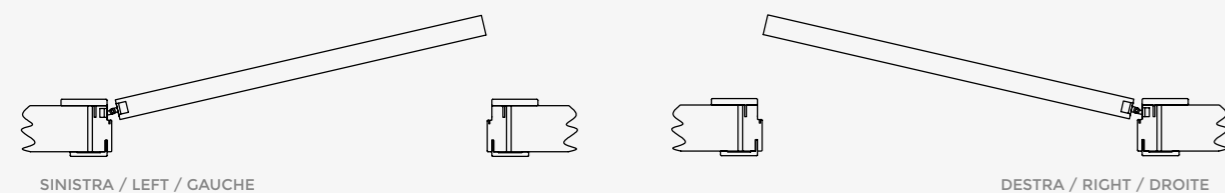


DESTRA / RIGHT / DROITE



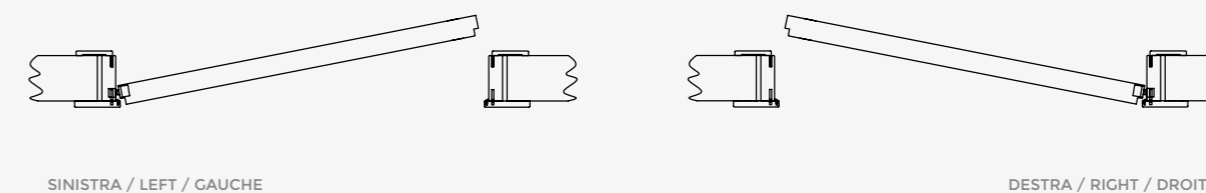
Ghost

SERRATURA MAGNETICA / CARDINAMENTO ANTA-TELAIO: SENZA BATTUTA E CERNIERA A SCOMPARSA
MAGNETIC LOCK / HINGES PANEL TO FRAME: WITHOUT STROKE, WITH HIDDEN HINGES
SERRURE MAGNÉTIQUE / JONCTION PANNEAU-CADRE: AVEC CHARNIÈRE INVISIBLE



Planya

SERRATURA MAGNETICA / CARDINAMENTO ANTA-TELAIO: CON BATTUTA E CERNIERA A SCOMPARSA
MAGNETIC LOCK / HINGES PANEL TO FRAME: WITH STROKE, WITH HIDDEN HINGES
SERRURE MAGNÉTIQUE / JONCTION PANNEAU-CADRE: AVEC CHARNIÈRE INVISIBLE



Level L58 / L103 / L143 - Push

SERRATURA MAGNETICA / CARDINAMENTO ANTA-TELAIO: CON BATTUTA E CERNIERA A SCOMPARSA
MAGNETIC LOCK / HINGES PANEL TO FRAME: WITH STROKE, WITH HIDDEN HINGES
SERRURE MAGNÉTIQUE / JONCTION PANNEAU-CADRE: AVEC CHARNIÈRE INVISIBLE


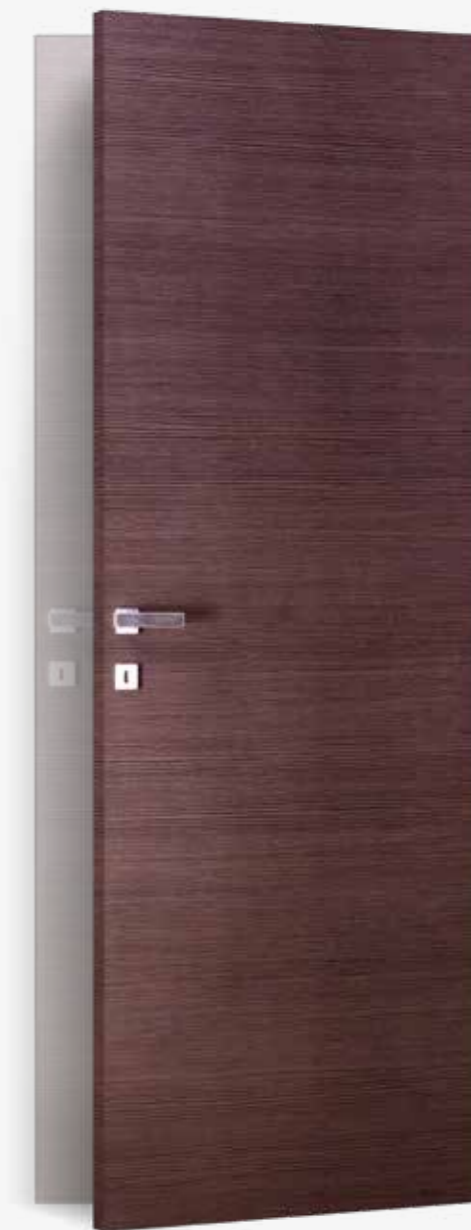
PUSH



Level L58 / L103 / L143 - Pull

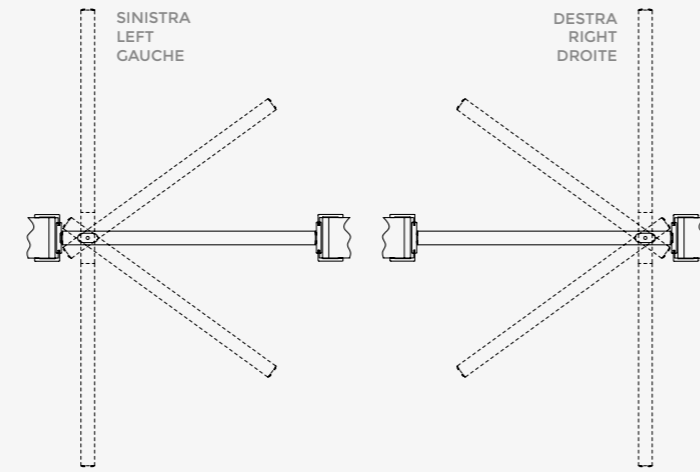
SERRATURA MAGNETICA / CARDINAMENTO ANTA-TELAIO: SENZA BATTUTA E CERNIERA A SCOMPARSA
MAGNETIC LOCK / HINGES PANEL TO FRAME: WITHOUT STROKE, WITH HIDDEN HINGES
SERRURE MAGNÉTIQUE / JONCTION PANNEAU-CADRE: AVEC CHARNIÈRE INVISIBLE

PULL



Freeway

SERRATURA MAGNETICA / CARDINAMENTO ANTA-TELAIO: SENZA BATTUTA E CERNIERA PIVOT A BILICO
MAGNETIC LOCK / HINGES PANEL TO FRAME: WITHOUT STROKE, WITH HIDDEN PIVOT
SERRURE MAGNÉTIQUE / JONCTION PANNEAU-CADRE: AVEC CHARNIÈRE PIVOT



Passing

DI SERIE CON SERRATURA STANDARD
SUPPLIED STANDARD WITH LOCK
STANDARD AVEC SERRURE




SINISTRA / LEFT / GAUCHE

DESTRA / RIGHT / DROITE

Sliding

DI SERIE CON SERRATURA STANDARD
SUPPLIED STANDARD WITH LOCK
STANDARD AVEC SERRURE



SINISTRA / LEFT / GAUCHE

DESTRA / RIGHT / DROITE

Dublò

CERNIERA PIVOT
PIVOT HINGES
CHARNIÈRE PIVOT



SINISTRA / LEFT / GAUCHE

DESTRA / RIGHT / DROITE

Vetri ed Accessori
GLASSES AND ACCESSORIES
VITRES ET ACCESSORIES



Vetri per Laccati e Laminati

GLASSES FOR LACQUERED AND LAMINATED DOORS
VITRES POUR PORTES LAQUÉES ET LAMINÉES



SATINATO
BIANCO

SATINATO
BRONZO

PAVÉ
BIANCO

PAVÉ
BRONZO

Vetri Art Glass

ART GLASS GLASSES
VITRES ART GLASS

Palette Vetri*
Glass Palette / Palette Vitre

Riferimento indicativo colori RAL
Indicative reference RAL Colours
Référéte indicative couleurs RAL



AVORIO

SABBIA

BEIGE

BEIGE GRIGIO

GRIGIO BEIGE

MARRONE

SEPPIA



GRIGIO

SETA

TORTORA

ARGENTO

ARDESIA

NERO



ROSSO

CARMINIO

INDACO

VIOLETTO

ARANCIONE

VERDE

Vetri Art Glass

ART GLASS GLASSES
VITRES ART GLASS



EVA

Vetro Trasparente
Transparent Glass
Vitre Transparent



KIA

Vetro Satinato
Satinated Glass
Vitre Satiné



Decori Art Glass

ART GLASS DECORATIONS
DÉCORATIONS ART GLASS




Decori Art Glass

ART GLASS DECORATIONS
DÉCOR ART GLASS

Los Angeles / Degradé

Base Eva / Base Kia

SCHIARIMENTO TONALE DAL COLORE BASE PALETTE - DISPONIBILE SOLO NEI COLORI: BIANCO, AVORIO, SABBIA, TORTORA, BEIGE, GRIGIO
TONE SHADING FROM BASE COLOR PALETTES - AVAILABLE ONLY IN COLORS: WHITE, AVORIO, SABBIA, TORTORA, BEIGE, GRIGIO
ÉCLAIRCISSANT TONAL À PARTIR DE LA COULEUR BASE PALLETES - DISPONIBLE UNIQUEMENT EN COULEURS: BLANC, AVORIO, SABBIA, TORTORA, BEIGE, GRIGIO



Ferramenta per Porte Art Glass

ART GLASS DOOR HARDWARE
FERRAGE POUR PORTES ART GLASS

Serrature Lock / Serrure



GREENLAND
CROMO / CROMAT

Serratura standard Greenland fornita senza maniglia e senza blocco libero/occupato
Greenland standard lock provided without handle and without locking mechanism
Standard serrure Greenland fourni sans poignée et sans mécanisme libre et occupé


Maniglietta per Scorrevole Flush Door-handle / Poignée de Porte Coulissante



SQUARE G
CROMO / CROMAT

ROUND G
CROMO / CROMAT

Cerniere Door Hinges / Charnières de Porte



Apertura 90° / Opening 90° / Ouverture 90°
CROMO / CROMAT



Apertura 180° / 0°-90° / 0°+90°
Opening 180° / 0°-90° / 0°+90°
Ouverture 180° / 0°-90° / 0°+90°
CROMO / CROMAT

Maniglioni Handles / Poignées



Ø 25
SKYLER
INOX LUCIDO
INOX SATINATO
SKYLER - L. 460
SKYLER - L. 660
SKYLER - L. 960
SKYLER - L. 1660



Ø 25
SWAMI
INOX LUCIDO
INOX SATINATO
SWAMI - L. 460
SWAMI - L. 660
SWAMI - L. 960
SWAMI - L. 1660



Ferramenta

HARDWARE
FERRAGE

Inserti in Alluminio Aluminium Inserts / Baguettes en Aluminium

Dimensioni reali dell'inserto H. 7 mm
Actual size of the insert H. 7 mm
Taille réelle de l'insert H. 7 mm

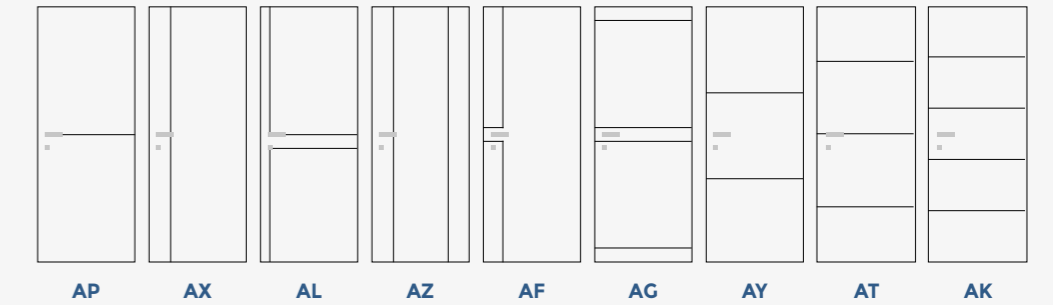


ORO

CROMO

CROMAT

Esempi / Examples / Exemples



AP

AX

AL

AZ

AF

AG

AY

AT

AK

Cover

Guarnitura per cardine porta BASIC (opzionale)
Cover for BASIC hinge (optional)
Cache-gonds pour charnières système BASIC (optionnel)




ORO

CROMO

CROMAT

Circle

Rosetta per serratura YALE
Rose for YALE lock
Rondelle pour serrure YALE




ORO

CROMAT

Quad

Rosetta per serratura YALE
Rose for YALE lock
Rondelle pour serrure YALE




CROMO

CROMAT

Roll

Rosetta per serratura WC
Rose for WC lock
Rondelle pour serrure WC



ORO

CROMO

CROMAT

Cube

Rosetta per serratura WC
Rose for WC lock
Rondelle pour serrure WC




CROMO

CROMAT

Round

Conchiglia (STD) per PASSING e SLIDING
Flus handle (STD) for PASSING and SLIDING
Poignée encastrée (STD) pour PASSING et SLIDING




ORO

CROMO

CROMAT

Square

Conchiglia (STD) per PASSING e SLIDING
Flus handle (STD) for PASSING and SLIDING
Poignée encastrée (STD) pour PASSING et SLIDING



CROMO

CROMAT

Maniglie Handles / Poignées

Mediterranean



CROMAT

Ionian



CROMAT

Baltic



CROMAT

Barents



CROMAT

Caribbean

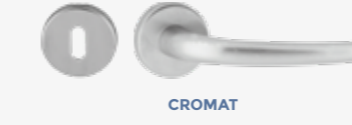


CROMAT

Pacific



ORO




CROMAT

Indian



ORO




CROMAT

Atlantic



CROMO

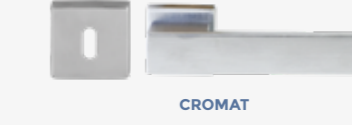


CROMAT

Arctic



CROMO



CROMAT

Finiture
FINISHES / FINITION




I Laminati
THE LAMINATES
LES MELAMINES



POROAPERTO BIANCO BIANCO SPAZZOLATO BIANCO FRASSINO BIANCO AVORIO SPAZZOLATO AVORIO



MATRIX ROVERE COUNTRY ROVERE SAHARA ROVERE ICE ROVERE FOG ROVERE PATROL



NOCE CACAO NOCE CLEAR NOCE NAZIONALE CILIEGIO


I Laccati
THE LACQUERED
LES LAQUEÉS

Laccati Light
Light Lacquered / Laques Light



LIGHT BIANCO EXEA LIGHT AVORIO EXEA

Laccati Premium Colori Standard
Premium Lacquered Standard Colours / Couleurs Standard Laquées Premium



Laccati Premium Colori a Richiesta
Lacquered Premium Colours on Request / Couleurs Premium Laquées sur Demande



EXEA®

UNA PORTA PER TUTTI

La stampa delle immagini non consente una perfetta riproduzione della tonalità dei colori, che sono puramente indicativi.

L'azienda si riserva di apportare in qualsiasi momento e senza preavviso, quelle modifiche sia tecniche sia estetiche che ritenesse utili per esigenze di carattere produttivo e commerciale.

Le textures ed i colori dei materiali e delle finiture hanno valore indicativo in quanto soggetti alle tolleranze dei processi di stampa.

Il presente catalogo è tutelato dalla legge sui diritti di autore di esso, è quindi proibita ogni riproduzione, totale o anche parziale; il listino prezzi contenuto può avere frequenze di aggiornamento extra-catalogo.

Questo catalogo non è ritenuto vincolante ai fini contrattuali.

The image does not print a perfect reproduction of shades of colors, which are therefore purely indicative.

The company therefore reserves the right to modify at any time and without notice, those changes both technical and aesthetic thought useful for needs of productive and commercial character.

The textures and colors of materials and finishes are indicative as subject to the tolerances of the printing process.

This catalogue is protected by copyright law and it is prohibited any reproduction, total or partial.


The price list contents may be occasionally updated with extra-catalogue news.

This catalogue is not binding for the purposes of the contract.

L'impression des images ne permet pas de reproduction parfaite et la tonalité des couleurs, mais simplement indicative.

L'entreprise se réserve donc le droit d'apporter à n'importe quel moment et sans préavis ces modifications soit techniques ou esthétiques s'il retient utile pour des exigences de caractère productif et commercial. Les textures et les couleurs des matériaux et des finitions ont valeur indicative en combien sujets aux tolérances des processus de presse. Le présent catalogue est protégé par la loi sur les droits de l'auteur et donc interdit

chaque reproduction totale ou partiel, le tarif contenu peut avoir fréquences de mis a jour extra catalogue. Ce catalogue n'est pas considéré comme contraignant à des fins contractuelles.



EXEA[®]
UNA PORTA PER TUTTI