

— TODAY'S LIGHTING CLASSICS —

SAVOY HOUSE LIGHTING

Master Lighting Catalogue IX





Savoy House COLLECTIONS...

These Savoy House Lighting collections continue fulfilling our design mission: to create recognizable and stylish products. Matching value with extraordinary design is a Savoy tradition.

Along with our passion for great design is our commitment to quality engineering and demanding production standards. Savoy House Lighting products undergo countless inspections and rigid testing, all performed by a highly trained and competent staff of inspectors and product specialists, before leaving the factory.

Marvelous design, superior quality standards and notable value are all things our clients have come to expect from Savoy House since we were founded in 1965. Our spectacular presentation of collections in two catalogues continues the traditional Savoy experience of excitement and satisfaction with our lighting.

Our hope is that Savoy House Lighting's merchandise and exemplary service will combine to make the demands of your job a lot easier. The commitment we have extends not only to our design and quality, but to you, our valued customers.

As always, we thank you for our continued growth, which is made possible through your kind and loyal support.



CONTENTS

ALPHABETICAL LISTING by FAMILY:

OUTDOOR

Aiken.....	686
Ashburn.....	788
Barrett.....	808
Barister.....	716
Bassett.....	684
Brennan.....	754
Brooke.....	771
Castlemain.....	784
Chiminea.....	712
Dayton.....	790
Dillon.....	748
Dorado.....	774
Dunmore.....	752
Dunston Ds.....	807
Durham.....	768
Eden.....	688
Ellijay.....	718
Endorado.....	792
Enfield.....	704
Felicity.....	738
Fornby.....	758
Hamilton.....	742
Hampden.....	780
Highgate.....	778
Inman.....	690
Kensington.....	794
Linden.....	772
Messina.....	698
Mica.....	807
Monte Grande.....	706
Monticello.....	726
Newberry.....	756
Oleander.....	692
Palmer.....	750
Ponce De Leon.....	734
Radford.....	760
Raleigh.....	808
Realta.....	744
Scout.....	764, 808
Seafarer.....	770
Sierra.....	702
Smith Mountain.....	766
Taylor.....	700
Trent.....	806
Truscott.....	800
Tudor.....	798
Upton.....	776
Wakefield.....	796
Waterton.....	762
Welch.....	696
Weston.....	694

Aberdeen.....	492
Addison.....	74, 529, 570
Adria.....	26
Aiden.....	580
Akron.....	374
Alana.....	44
Alden.....	385
Alsace.....	134, 485, 550, 635
Ardenne.....	642
Argo.....	402
Armour.....	364
Ashland.....	154, 645
Ashmont.....	404
Athenia.....	474
Aubree.....	663
Austen.....	362
Ballard.....	40
Bally.....	414
Banbury.....	416
Bedford.....	667
Belle.....	152, 431
Bellingham.....	472
Benton.....	476
Bergen.....	548
Berkley.....	596
Berlin.....	262, 433, 448
Birone.....	572
Blair.....	126, 637
Blue Ridge.....	160
Bonn.....	200
Brambles.....	638
Brannon.....	617
Braxton.....	372
Bree.....	126
Brighton.....	624
Brunswick.....	622, 665
Byanca.....	36
Byrne.....	100
Capitva.....	392
Caracas.....	656
Carlisle.....	642
Carmel.....	457, 637
Carnegie.....	408
Caroll.....	566
Castel.....	604
Castillo.....	148, 639
Charlton.....	501
Chastain.....	184, 486, 636, 680
Chelsey.....	594
Chinquapin.....	636
Chival.....	423
Claiborne.....	50, 485
Clarion.....	90, 489, 528, 641
Colton.....	306, 500, 608, 665
Connell.....	268, 433, 483, 532, 556, 663
Crabapple.....	473
Dakota.....	630
Damascus.....	108, 526
Dansk.....	240, 552, 646, 647
Darian.....	250, 522, 634
Davis.....	423
Devon.....	655
Dias.....	390
Dinant.....	440
Downing.....	562, 632
Drake.....	378, 538, 627
Dresden.....	534
Dunbar.....	204, 433, 442, 516, 633
Duvall.....	328, 435, 590, 662
Dylan.....	578
Elba.....	188, 486, 524, 635, 668
Elgin.....	236
Elise.....	618, 665
Elizabeth.....	178, 636, 670
Essex.....	598
Exeter.....	2, 524
Fairfield.....	272, 532, 560, 663
Fenton.....	452
Filament.....	56, 531, 639
Flanders.....	124
Florence.....	172, 475, 674
Fontaine.....	564
Forum.....	60
Foxcroft.....	470, 657
Franklin.....	412
Fremont.....	652
Fulton.....	218, 519, 633
Gage.....	258, 517
Galea.....	214
Garland.....	64, 632
Garrett.....	460, 511
Garvey.....	409
Geneva.....	34, 485, 645
Glades.....	388

INTERIOR

Glass.....	625
Glass Filament.....	
Pendants.....	418
Glenwood.....	96, 481, 517
Goodwin.....	546
Gramercy.....	10, 636
Grenada.....	599
Grove.....	406, 488
Hagen.....	316, 436, 502, 610, 664
Halston.....	394
Hamlin.....	146
Handel.....	72, 536
Harrington.....	14
Hartford.....	659
Hartland.....	4
Herndon.....	282, 435, 504, 612, 662
Hyde Park.....	642
Industrial Pendants.....	426
Ives.....	438
Jarvis.....	370
Jordan.....	542
Kane.....	606
Kearney.....	66, 632
Kelsey.....	140, 432
Kendall.....	46, 632
Kimball.....	18, 526
Kirkland.....	68
Knight.....	196, 436, 512, 522, 599, 637
Lancaster.....	80, 529, 574
Landon.....	418
Langley.....	320
Laporte.....	360
Liberty.....	344, 436, 470, 513, 621
Licton.....	28
Lombard.....	583
Lorraine.....	6, 644
Lowry.....	376
Lucerne.....	494
Luxor.....	660
Lynch.....	30
Lyrique.....	208, 648
Macaulay.....	220, 430, 519, 633
Madeliane.....	158
Malden.....	386
Mallory.....	130, 485, 645
Malvern.....	568
Mandolin.....	32, 634
Manhattan.....	584, 657
Marlowe.....	656
Marly.....	216
Marne.....	576
Marseille.....	182
Maverick.....	246, 649
Melrose.....	294, 432, 505, 602, 666
Mercer.....	592
Mini-Chandeliers.....	352
Monroe.....	650
Montpelier.....	186
Morland.....	628
Murren.....	88, 435, 586, 657
Napoli.....	24, 634
Niva.....	657
Nora.....	94, 588
Norwich.....	454
Nouvel.....	238, 433, 483, 521, 649
Oberon.....	634
Oberyn.....	228, 632
Obsidian.....	84, 641
Octave.....	540
Odessa.....	400
Onieda.....	583
Opus.....	76, 430, 489, 528, 640
Orsay.....	242, 419
Oxford.....	332, 437, 512
Paragon.....	481
Parkdale.....	22
Penrose.....	464, 511
Piper.....	70, 644
Polar.....	338, 437, 512, 533, 614
Prado.....	252
Provence.....	635
Pulaski.....	224, 430, 518
Raleigh.....	646
Ravenia.....	102
Rochester.....	380
Rosendal.....	86, 490, 531, 600, 656, 678
Rosette.....	150
Rothchild.....	52, 485, 639, 676
Rowan.....	667
San Gallo.....	194, 637, 682
Sanford.....	498
Santina.....	260, 516
Saville.....	663
Savonia.....	638
School House.....	420
Schoolhouse.....	510
Scout.....	478, 558
Seneca.....	446
Shadwell.....	638
Shane.....	410
Sheilds.....	164
Sheraton.....	486, 639
Sommerton.....	382
Southerby.....	637
Spinnaker.....	398, 488
Spirit.....	348, 436, 470, 513, 620
St. Laurence.....	168, 474, 486, 636, 672
Stowe.....	423
Strasbourg.....	456
Strathmore.....	144, 639
Stratton.....	38, 638
Structure.....	230, 521, 649
Stuart.....	597
Summergrove.....	623
Sutton Place.....	435, 616
Talbot.....	444
Tartan.....	366
Tekoa.....	396, 489
Terrell.....	312, 435, 491, 601, 666
Thorpe.....	544
Tierney.....	112, 640
Tribute.....	368
Triona.....	120, 488, 641
Trudy.....	274, 458, 662
Trumpet.....	638
Tulsa.....	254, 481, 658
Turing.....	128
Valcour.....	232, 483, 520, 649
Vana.....	642
Vintage Pendants.....	423
Wexford.....	234, 483, 554, 663
Wickham.....	138
Willoughby.....	322, 436, 503, 613, 664
Wilmington.....	614
Winbrook.....	162
Windsung.....	256, 431, 634
Yates.....	619, 664



SAVOY
HOUSE




SAVOY
HOUSE



SAVOY
HOUSE

CONTENTS

	Neo-Traditional	2
	Today's Classic Style.	64
	French Country	124
	Olde World	164
	Mid-Century.	200
	Industrial	228
	Main Street.	274
	Mini Chandeliers.	352
	Pendants / Minis	360
	Entry Lanterns.	438
	Ceiling.	476
	Island Lighting	516
	Pour Le Bain / Vanity / Glass.	534
	Glass	625
	Wall Lighting	626
	Architectural.	668
	Garden Chandeliers	684
	Outdoor	700
	<i>Stem Info / Finish Guide / Index</i>	<i>812</i>

EXETER

NEO-TRADITIONAL



EXETER

NEO-TRADITIONAL

A.

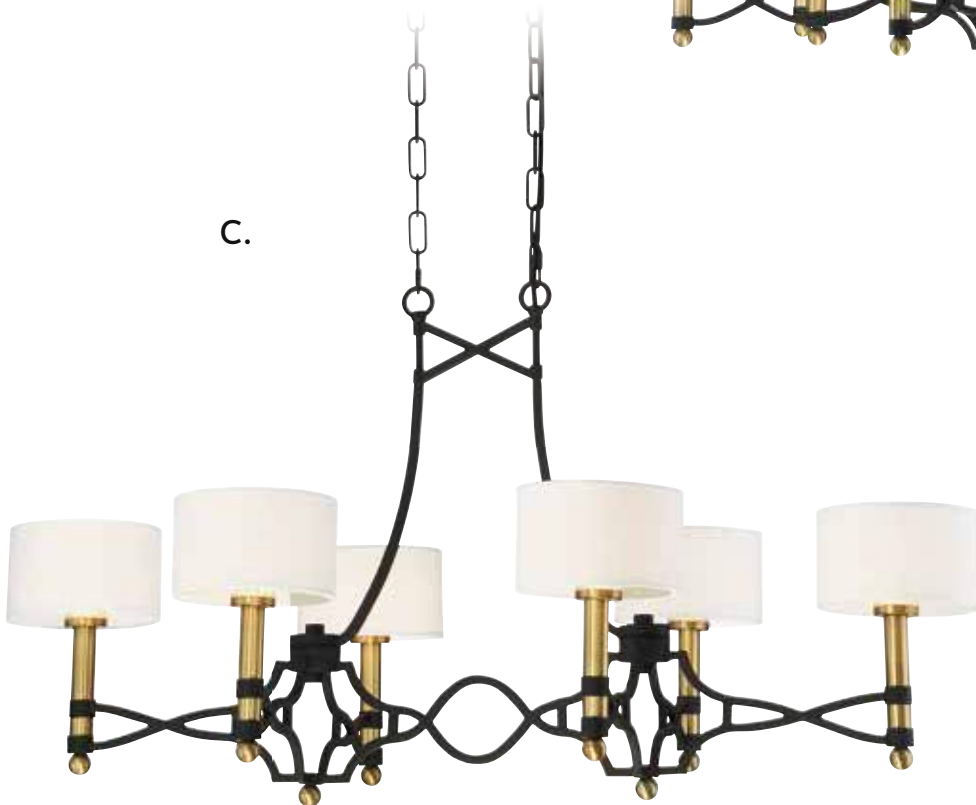


B.



BRIAN THOMAS
COLLECTION

C.



- A. **1-7080-6-30**
6-Light Chandelier
Carbon w/ Warm Brass
Accents Finish
27-1/2"W x 24"H
6C 60W
White Fabric Shades
- B. **1-7081-9-30**
9-Light Chandelier
Carbon w/ Warm Brass
Accents Finish
39"W x 34"H
9C 60W
White Fabric Shades
- C. **1-7082-6-30**
6-Light Trestle
Carbon w/ Warm Brass
Accents Finish
41"L x 23"W x 22"H
6C 60W
White Fabric Shades

HARTLAND

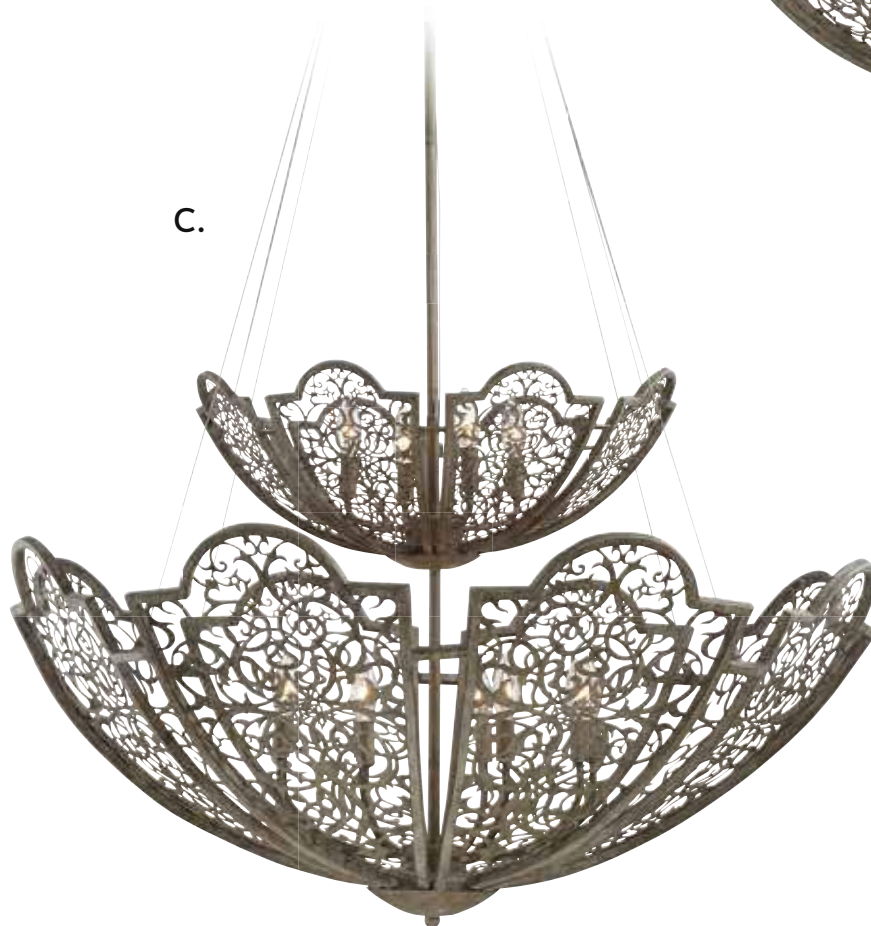
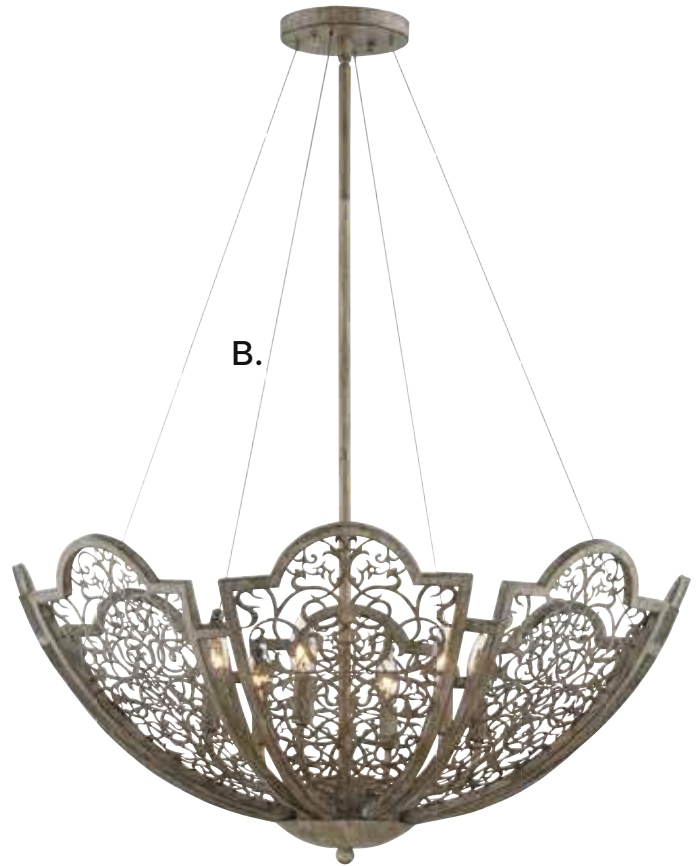
NEO-TRADITIONAL



Options: 7-EXTLG-45 Extension Rod - 12"

HARTLAND

NEO-TRADITIONAL



- A. 7-8060-4-45**
4-Light Pendant
Aged Wood Finish
24"W x 10-1/2"H
Adj H 10-1/2" - 130-1/2"
4C 60W
30° Swivel
Metal Candle Covers
- B. 7-8061-6-45**
6-Light Pendant
Aged Wood Finish
30"W x 13"H
Adj H 13" - 133"
6C 60W
30° Swivel
Metal Candle Covers
- C. 7-8062-12-45**
12-Light Pendant
Aged Wood Finish
42"W x 29"H
Adj H 29" - 149"
12C 60W
30° Swivel
Metal Candle Covers

LORAINNE

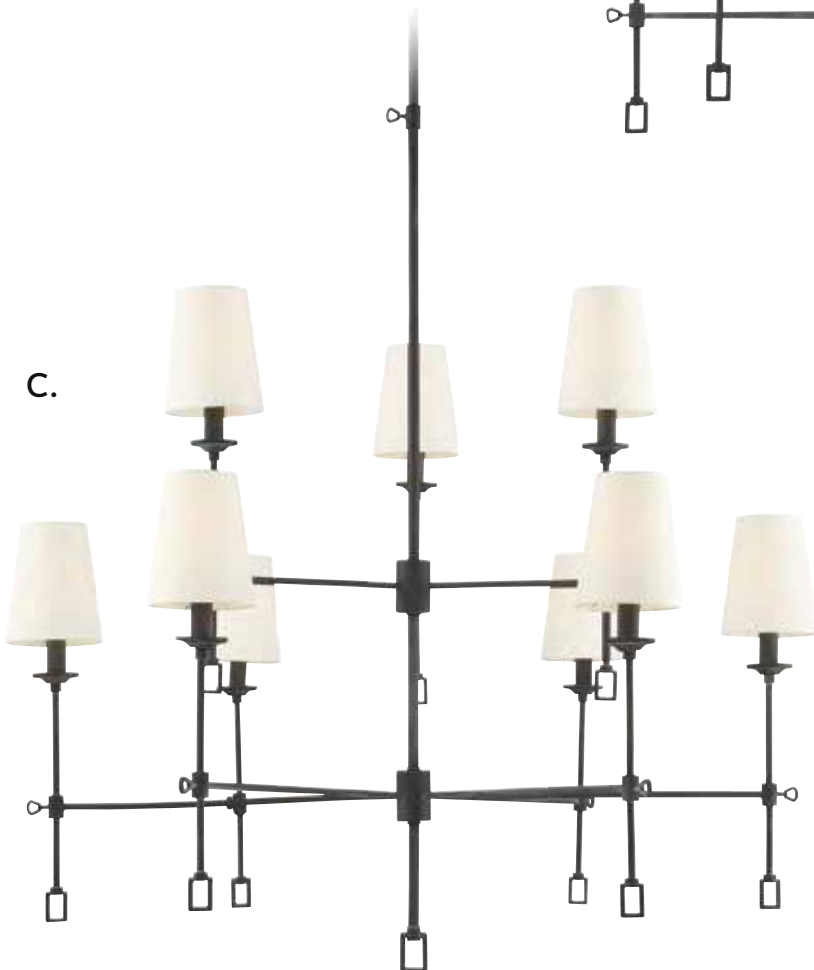
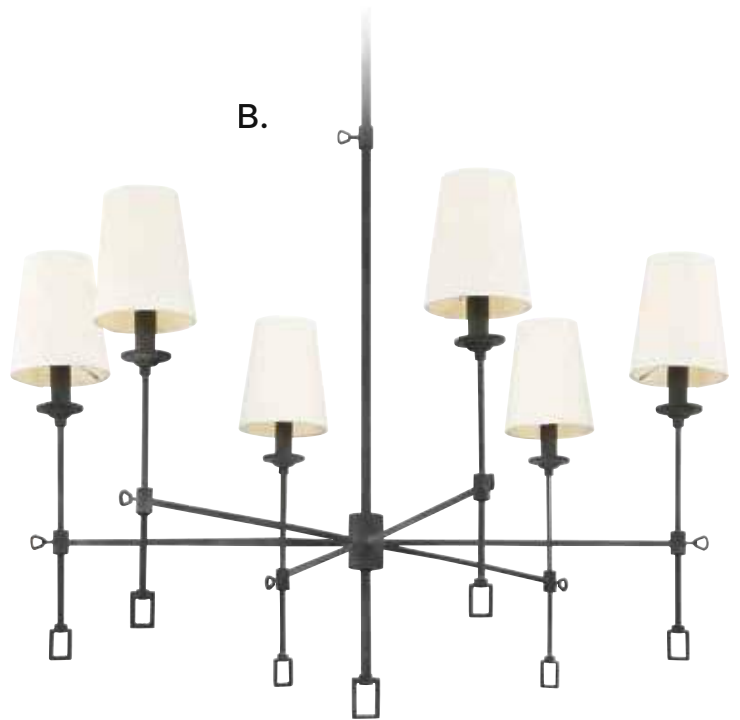

NEO-TRADITIONAL



Options: 7-EXT-88 Extension Rod - 9-1/2"

LORAINNE


NEO-TRADITIONAL



- A. 1-9000-4-88**
4-Light Chandelier
Oxidized Black Finish
30"W x 27"H
Adj H 27" - 84"
4C 60W
30° Swivel
Metal Candle Covers
Fabric Shades
- B. 1-9001-6-88**
6-Light Chandelier
Oxidized Black Finish
32"W x 27"H
Adj H 27" - 84"
6C 60W
30° Swivel
Metal Candle Covers
Fabric Shades
- C. 1-9002-9-88**
9-Light Chandelier
Oxidized Black Finish
35"W x 40"H
Adj H 40" - 97"
9C 60W
30° Swivel
Metal Candle Covers
Fabric Shades

LORAINNE


NEO-TRADITIONAL



A. 9-9004-2-88
2-Light Sconce
Oxidized Black Finish
12-1/2"W x 17-1/2"H x 6"E
2C 60W
Fabric Shades

B. 9-9004-1-88
1-Light Sconce
Oxidized Black Finish
4-3/4"W x 17-1/2"H x 5"E
1C 60W
Fabric Shade

C. 7-9003-4-88
4-Light Pendant
Oxidized Black Finish
21-1/2"W x 24"H
Adj H 24" - 81"
4C 60W
30° Swivel
Fabric Shades



LORAINNE

NEO-TRADITIONAL



Options: 7-EXT-88 Extension Rod - 9-1/2"


GRAMERCY

NEO-TRADITIONAL

A.



PIERCE PAXTON



B.



A. 1-5040-6-81
6-Light Chandelier
Polished Pewter w/
Black Leatherette Finish
28-1/2"W x 25"H
6C 60W
Clear Glass
Metal Candle Covers

B. 1-5041-8-81
8-Light Chandelier
Polished Pewter w/
Black Leatherette Finish
32"W x 28-1/2"H
8C 60W
Clear Glass
Metal Candle Covers

GRAMERCY



NEO-TRADITIONAL

GRAMERCY

NEO-TRADITIONAL



GRAMERCY



PIERCE PAXTON



A.



B.



C.

A. 9-5044-1-81
1-Light Sconce
Polished Pewter w/ Black
Leatherette Finish
5"W x 12"H x 6-3/4"E
1C 60W
Clear Glass
Metal Candle Cover


B. 3-5043-3-81
3-Light Foyer
Polished Pewter w/ Black
Leatherette Finish
18"W x 36-1/4"H
3C 60W
Clear Glass
Metal Candle Covers

C. 7-5042-6-81
6-Light Pendant
Polished Pewter w/ Black
Leatherette Finish
23-1/2"W x 34-1/2"H
6C 60W
Clear Glass
Metal Candle Covers

NEO-TRADITIONAL

HARRINGTON

NEO-TRADITIONAL



A. 7-611-5-50
5-Light Pendant
Harness Leather w/ Rubbed
Brass Finish
26"W x 29-1/2"H
5C 60W
Metal Candle Covers

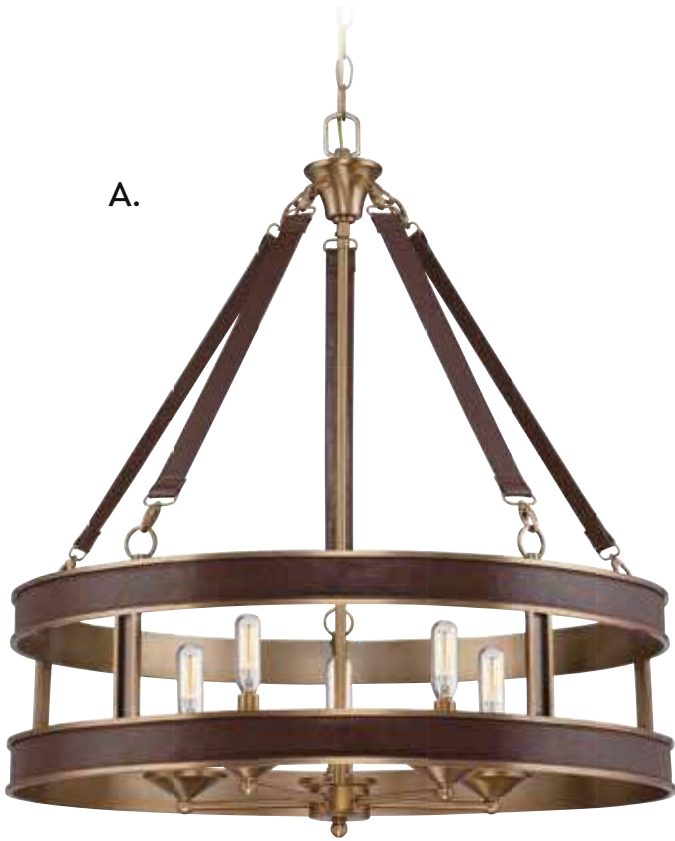
B. 3-612-4-50
4-Light Foyer
Harness Leather w/ Rubbed
Brass Finish
13"W x 30"H
4C 60W
Metal Candle Covers

C. 1-610-5-50
5-Light Chandelier
Harness Leather w/ Rubbed
Brass Finish
28"W x 26"H
5C 60W
Metal Candle Covers

HARRINGTON

NEO-TRADITIONAL

A.



B.



C.



HARRINGTON

NEO-TRADITIONAL



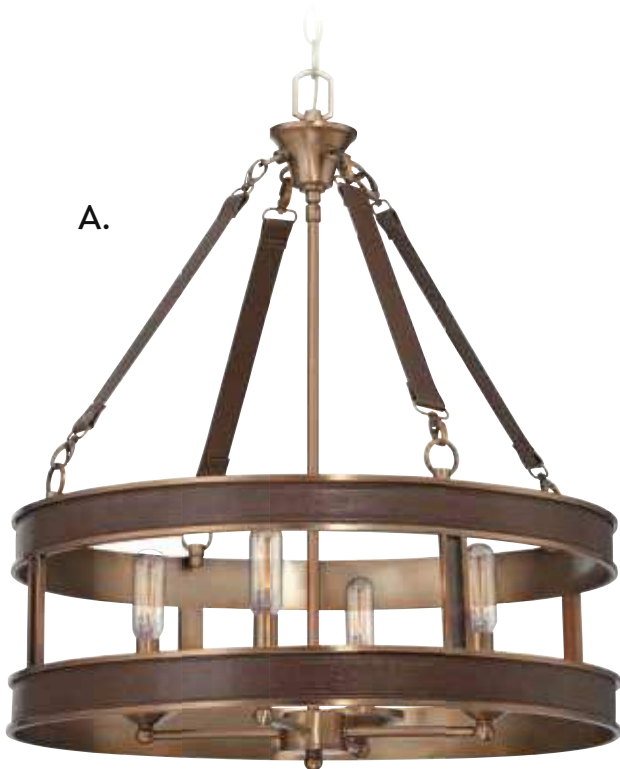
A. 7-614-4-50
4-Light Pendant
Harness Leather w/ Rubbed
Brass Finish
22"W x 26"H
4C 60W
Metal Candle Covers

B. 1-613-9-50
9-Light Chandelier
Harness Leather w/ Rubbed
Brass Finish
34"W x 35"H
9C 60W
Metal Candle Covers


HARRINGTON

NEO-TRADITIONAL

A.



B.



KIMBALL

NEO-TRADITIONAL



Options: 7-EXT-86 Extension Rod - 9-1/2"

KIMBALL

NEO-TRADITIONAL

A.



- A. 1-6051-7-86**
7-Light Chandelier
Cuprum Finish
28"W x 38"H
Adj. H 38"-92"
7C 60W
30° Swivel
Pierced Metal Shades
Metal Candle Covers

B.



- B. 1-6050-5-86**
5-Light Chandelier
Cuprum Finish
26"W x 25"H
Adj. H 25"-79"
5C 60W
30° Swivel
Pierced Metal Shades
Metal Candle Covers

KIMBALL

NEO-TRADITIONAL

A.



B.



C.



Options: 7-EXT-86 Extension Rod - 9-1/2"

KIMBALL

NEO-TRADITIONAL



A. 1-6052-2-86
2-Light Trestle
Cuprum Finish
41"L x 9-1/4"W x 12-1/2"H
Adj. H 12-1/2"-61"
2C 60W
30" Swivel
Pierced Metal Shades
Metal Candle Covers

B. 7-6053-3-86
3-Light Pendant
Cuprum Finish
18-1/4"W x 12-3/4"H
Adj. H 12-3/4"-66-3/4"
3E 100W
30" Swivel
Pierced Metal Shade
Metal Candle Covers

C. 9-6054-1-86
1-Light Sconce
Cuprum Finish
6"W x 11"H x 8-1/4"E
1C 60W
Pierced Metal Shade
Metal Candle Cover

PARKDALE

NEO-TRADITIONAL



A.

- A. **6-562-3-46**
3-Light Semi-Flush
Matte Black w/ Gold Accents Finish
16"W x 15-1/2"H
3E 100W
White Glass

- B. **1-560-6-46**
6-Light Chandelier
Matte Black w/ Gold Accents Finish
28"W x 20-1/2"H
Adj H 20-1/2" - 74-1/2"
6C 60W
30° Swivel
Matte Black Paper Shades w/ Gold Lining
White Candle Covers



B.

Options: 7-EXTLG-BK Extension Rod - 12"

PARKDALE



NEO-TRADITIONAL

NAPOLI

NEO-TRADITIONAL





A.



B.



C.

A. 9-4042-2-41
 2-Light Sconce
 Durango Finish
 11-1/2"W x 18-1/2"H x 10-1/4"E
 2C 60W
 White Beeswax Candle Covers

B. 1-4040-6-41
 6-Light Chandelier
 Durango Finish
 27"W x 36"H
 6C 60W
 White Beeswax Candle Covers

C. 1-4041-8-41
 8-Light Chandelier
 Durango Finish
 30"W x 50"H
 8C 60W
 White Beeswax Candle Covers


ADRIA

NEO-TRADITIONAL

A.



B.



ADRIA

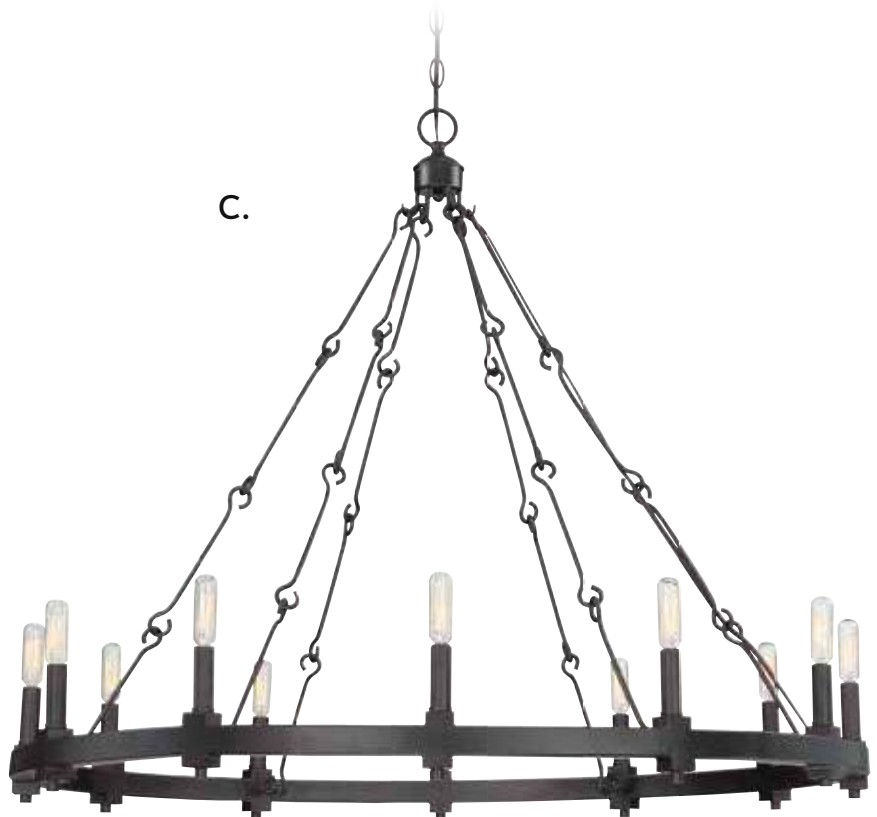
NEO-TRADITIONAL



A. **1-932-18-13**
18-Light Chandelier
English Bronze Finish
38-1/2"W x 39"H
18C 40W
Metal Candle Covers

B. **1-930-8-13**
8-Light Chandelier
English Bronze Finish
32"W x 26"H
8C 60W
Metal Candle Covers

C. **1-931-12-13**
12-Light Chandelier
English Bronze Finish
38-1/2"W x 33"H
12C 60W
Metal Candle Covers



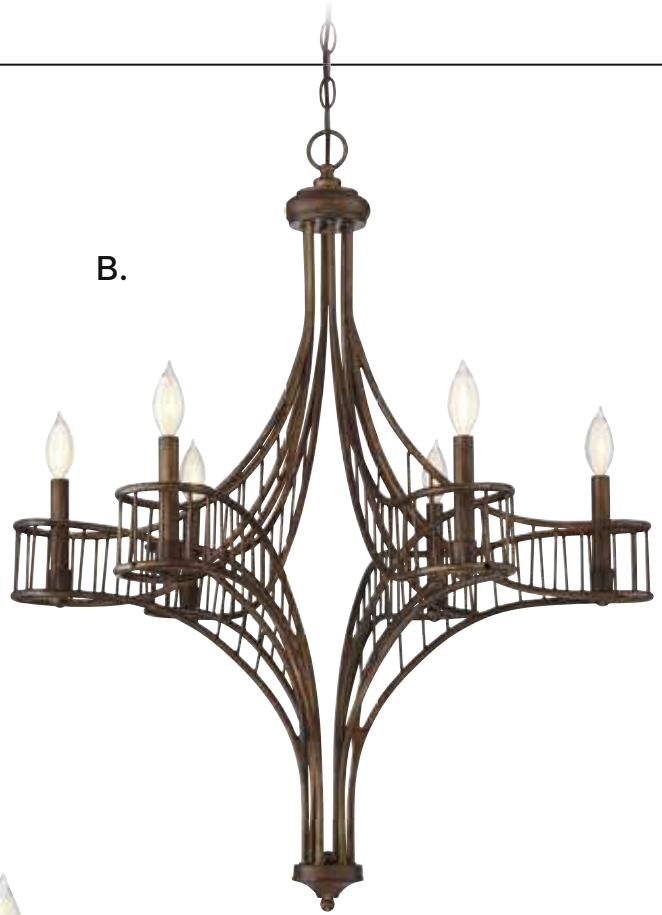
LICTON

NEO-TRADITIONAL

A.



B.



C.





A. 1-167-8-131
 8-Light Chandelier
 Gilded Bronze Finish
 26"W x 42"H
 8C 60W
 Metal Candle Covers

B. 1-166-6-131
 6-Light Chandelier
 Gilded Bronze Finish
 32-1/2"W x 32"H
 6C 60W
 Metal Candle Covers

C. 1-165-4-131
 4-Light Chandelier
 Gilded Bronze Finish
 22"W x 29"H
 4C 60W
 Metal Candle Covers

LYNCH

NEO-TRADITIONAL





A.

A. 1-171-12-131
12-Light Chandelier
Gilded Bronze Finish
36"W x 41-1/2"H
12C 60W
Soft White Beeswax
Candle Covers



B.

B. 1-170-6-131
6-Light Chandelier
Gilded Bronze Finish
27-1/2"W x 30-1/2"H
6C 60W
Soft White Beeswax
Candle Covers

MANDOLIN

NEO-TRADITIONAL



*A.



B.

A. 1-4020-6-124
6-Light Chandelier
Fiesta Bronze Finish
27"W x 27"H
Adj. H 27"-63"
6C 60W
30° Swivel
Pale Cream Candle Covers

B. 9-4022-2-124
2-Light Sconce
Fiesta Bronze Finish
12"W x 17-1/2"H x 6-1/2"E
2C 60W
Pale Cream Candle Covers

C. 1-4021-8-124
8-Light Chandelier
Fiesta Bronze Finish
32"W x 32"H
Adj. H 32"-63"
8C 60W
30° Swivel
Pale Cream Candle Covers



**C.

*Options: 7-EXT-124 Extension Rod - 9-1/2"

**Options: 7-EXTLG-124 Extension Rod - 12"

MANDOLIN



NEO-TRADITIONAL

GENEVA

NEO-TRADITIONAL



BRIAN THOMAS
COLLECTION

GENEVA

NEO-TRADITIONAL



A. 1-5091-8-82
8-Light Chandelier
Porcellana Finish
34-1/2"W x 36"H
8C 60W
White Candle Covers

B. 6-5092-3-82
3-Light Semi-Flush
Porcellana Finish
16"W x 18-1/4"H
3C 60W

C. 9-5092-2-82
2-Light Sconce
Porcellana Finish
18-1/2"W x 25-1/2"H x 6-1/2"E
2C 60W
White Candle Covers

D. 1-5090-5-82
5-Light Chandelier
Porcellana Finish
30"W x 34"H
5C 60W
White Candle Covers


BYANCA

NEO-TRADITIONAL



A.

- A. 1-8351-6-121
6-Light Chandelier
Mohican Bronze Finish
28"W x 30"H
6C 60W
Clear Crystal
Metal Candle Covers



B.

- B. 1-8350-5-121
5-Light Chandelier
Mohican Bronze Finish
24"W x 27-1/2"H
5C 60W
Clear Crystal
Metal Candle Covers



BYANCA

NEO-TRADITIONAL



STRATTON

NEO-TRADITIONAL



A.




B.



C.

STRATTON

NEO-TRADITIONAL



A. 9-2082-2-48
2-Light Sconce
Statuary Bronze Finish
13-1/8"W x 16-1/2"H x 6-7/8"E
2C 60W
Smoked Crystal
Metal Candle Covers

B. 1-2080-6-48
6-Light Chandelier
Statuary Bronze Finish
28"W x 32"H
6C 60W
Smoked Crystal
Metal Candle Covers

C. 1-2081-9-48
9-Light Chandelier
Statuary Bronze Finish
34"W x 39-5/8"H
9C 60W
Smoked Crystal
Metal Candle Covers

BALLARD

NEO-TRADITIONAL

A.



B.



BALLARD

NEO-TRADITIONAL



A. 1-876-9-109
9-Light Chandelier
Polished Nickel Finish
33"W x 41"H
9C 60W
Smoked Crystal
Metal Candle Covers

B. 9-879-2-109
2-Light Sconce
Polished Nickel Finish
13-1/2"W x 21-1/2"H x 6-1/4"E
2C 60W
Smoked Crystal
Metal Candle Covers

BALLARD

NEO-TRADITIONAL



BALLARD

NEO-TRADITIONAL



A.



B.



C.

A. 1-874-3-109
3-Light Mini-Chandelier
Polished Nickel Finish
15"W x 22"H
3C 60W
Smoked Crystal
Metal Candle Covers

B. 3-877-4-109
4-Light Foyer
Polished Nickel Finish
20-3/4"W x 38-3/4"H
4C 60W
Smoked Crystal
Metal Candle Covers

C. 1-875-5-109
5-Light Chandelier
Polished Nickel Finish
27"W x 32"H
5C 60W
Smoked Crystal
Metal Candle Covers

ALANA

NEO-TRADITIONAL

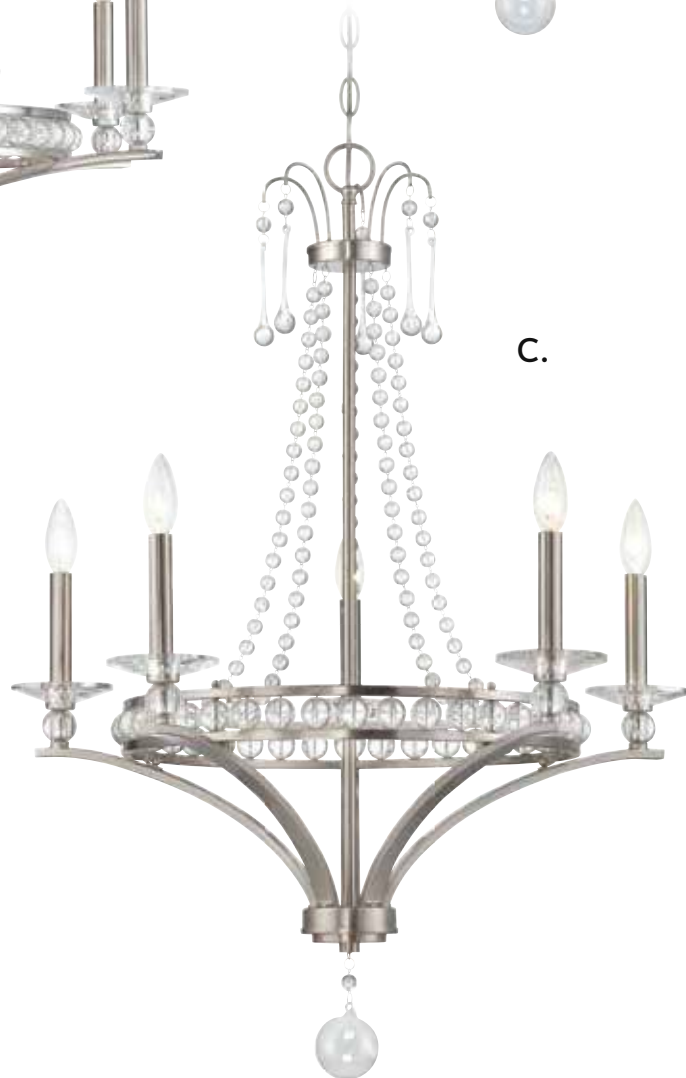
A.



B.



C.



BRIAN THOMAS
COLLECTION

ALANA

NEO-TRADITIONAL



A. 1-401-8-SN
8-Light Chandelier
Satin Nickel Finish
32"W x 40-1/2"H
8C 60W
Clear Crystal
Metal Candle Covers

B. 9-403-2-SN
2-Light Sconce
Satin Nickel Finish
13"W x 21-1/2"H x 6-1/2"E
2C 60W
Clear Crystal
Metal Candle Covers

C. 1-400-5-SN
5-Light Chandelier
Satin Nickel Finish
27-1/8"W x 34-3/4"H
5C 60W
Clear Crystal
Metal Candle Covers

KENDALL

NEO-TRADITIONAL



KENDALL

NEO-TRADITIONAL



A.



B.

A. 1-381-9-43
9-Light Chandelier
Vintage Nickel Finish
32"W x 37-1/2"H
9C 60W
Clear Crystal
Metal Candle Covers

B. 1-380-5-43
5-Light Chandelier
Vintage Nickel Finish
28"W x 28-1/2"H
5C 60W
Clear Crystal
Metal Candle Covers

KENDALL

NEO-TRADITIONAL

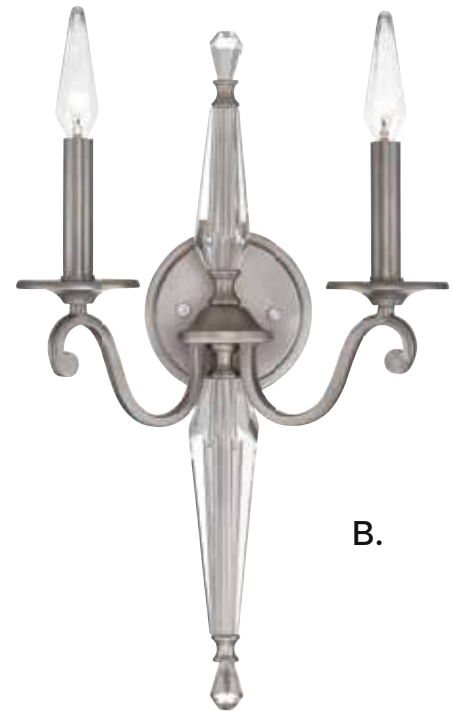


KENDALL

NEO-TRADITIONAL



A.



B.

A. **3-382-3-43**
3-Light Foyer
Vintage Nickel Finish
25"W x 27"H
3C 60W
Clear Crystal
Metal Candle Covers

B. **9-383-2-43**
2-Light Sconce
Vintage Nickel Finish
11-1/2"W x 20"H x 7"E
2C 60W
Clear Crystal
Metal Candle Covers

CLAIBORNE

NEO-TRADITIONAL



CLAIBORNE

NEO-TRADITIONAL



A.



B.



C.



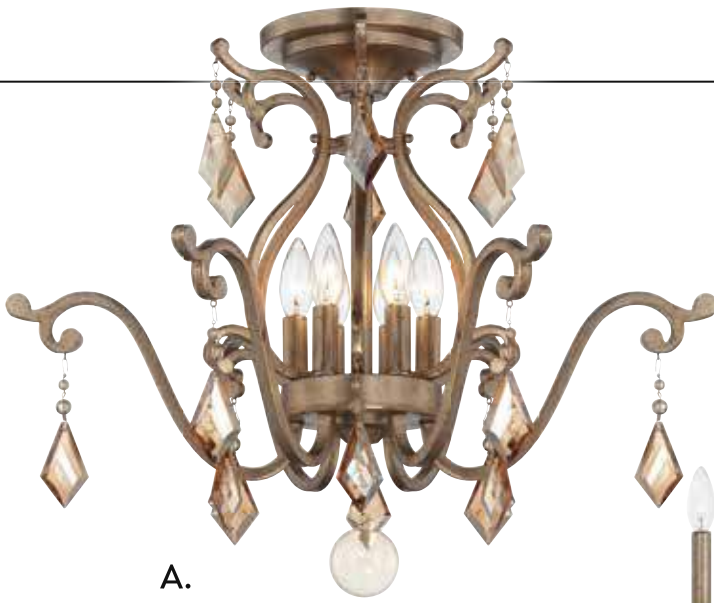
BRIAN THOMAS
COLLECTION

- A. 6-3062-4-60**
4-Light Convertible
Semi-Flush/Pendant
Avalite Finish
18"W x 18-3/4"H
4C 60W
Clear Crystal
Metal Candle Covers
- B. 1-3060-6-60**
6-Light Chandelier
Avalite Finish
33"W x 35"H
6C 60W
Clear Crystal
Metal Candle Covers
- C. 1-3061-9-60**
9-Light Chandelier
Avalite Finish
38"W x 38"H
9C 60W
Clear Crystal
Metal Candle Covers

ROTHCHILD

NEO-TRADITIONAL





A.



B.



C.

Designed by
Federico Martinez

- A. **6-8106-6-128**
6-Light Semi-Flush
Oxidized Silver Finish
20"W x 24"H
6C 60W
Champagne Crystal
Metal Candle Covers
- B. **1-8101-12-128**
12-Light Chandelier
Oxidized Silver Finish
35"W x 40-1/2"H
12C 60W
Champagne Crystal
Metal Candle Covers
- C. **1-8102-15-128**
15-Light Chandelier
Oxidized Silver Finish
45"W x 46-1/2"H
15C 60W
Champagne Crystal
Metal Candle Covers

ROTHCHILD

NEO-TRADITIONAL



Architectural, Page 676



A.



B.



C.

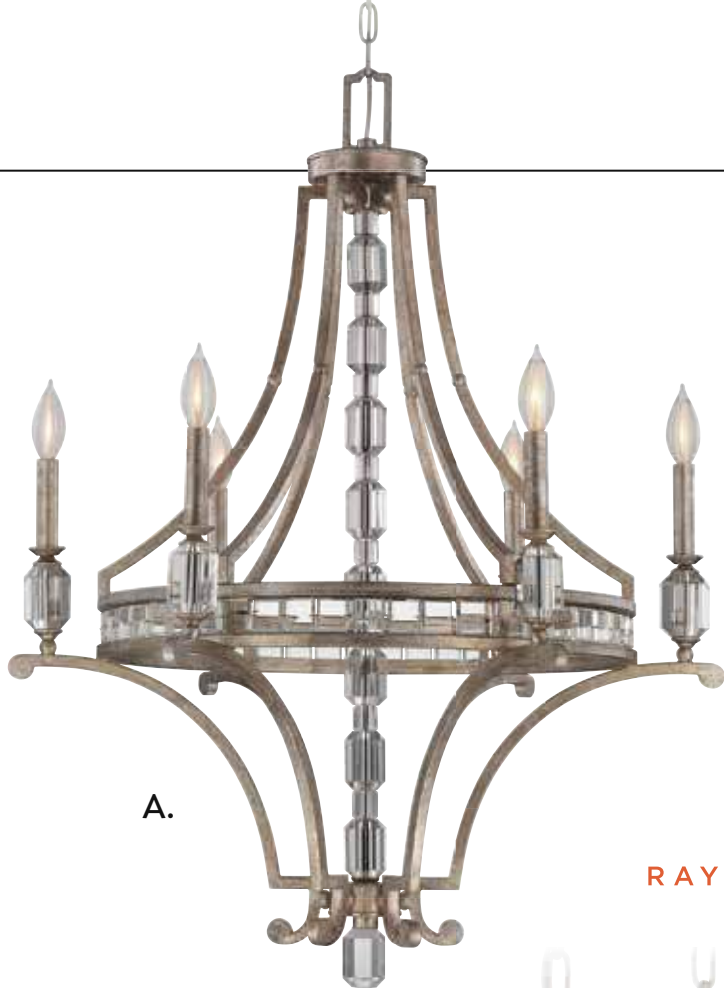
Designed by
Federico Martinez

- A. 9-8104-2-128**
2-Light Sconce
Oxidized Silver Finish
12"W x 20-1/2"H x 6-1/2"E
2C 60W
Champagne Crystal
Metal Candle Covers
- B. 3-8103-4-128**
4-Light Foyer
Oxidized Silver Finish
17-1/2"W x 25-1/2"H
4C 60W
Champagne Crystal
Metal Candle Covers
- C. 1-8100-6-128**
6-Light Chandelier
Oxidized Silver Finish
28"W x 30"H
6C 60W
Champagne Crystal
Metal Candle Covers

FILAMENT

NEO-TRADITIONAL






A.



B.

NEW YORK
ESTABLISHED IN
1994
RAYMOND WAITES
HOME & DESIGN
AN ALOX GROUP CO.



C.

A. 1-7151-6-272
6-Light Chandelier
Silver Dust Finish
28"W x 35-1/2"H
6C 60W
Clear Crystal
Metal Candle Covers

B. 9-7153-3-272
3-Light Sconce
Silver Dust Finish
8"W x 27"H x 6-1/2"E
3C 60W
Clear Crystal
Metal Candle Covers

C. 1-7152-12-272
12-Light Chandelier
Silver Dust Finish
37-1/2"L x 22"W x 22"H
12C 60W
Clear Crystal
Metal Candle Covers

FILAMENT

NEO-TRADITIONAL





RAYMOND WAITES

HOME & DESIGN
AN ALOK GROUP CO.

NEO-TRADITIONAL

A.



- A. 1-7155-9-272
9-Light Chandelier
Silver Dust Finish
33"W x 31-1/2"H
9C 60W
Clear Crystal
Metal Candle Covers
Soft White Shades

B.



- B. 1-7150-4-272
4-Light Chandelier
Silver Dust Finish
18"W x 28-1/2"H
4C 60W
Clear Crystal
Metal Candle Covers

C.



- C. 1-7153-5-272
5-Light Chandelier
Silver Dust Finish
25"W x 27"H
5C 60W
Clear Crystal
Metal Candle Covers
Soft White Shades

FORUM

NEO-TRADITIONAL





BRIAN THOMAS
COLLECTION



A.



B.

- A. 3-1552-4-122**
4-Light Foyer
Gold Dust Finish
16-3/4"W x 25-1/2"H
4C 60W
Pale Cream Candle Covers
- B. 3-1553-6-122**
6-Light Foyer
Gold Dust Finish
20"W x 31"H
6C 60W
Pale Cream Candle Covers

FORUM


NEO-TRADITIONAL



A.



B.





BRIAN THOMAS
COLLECTION

NEO-TRADITIONAL



C.

A. 1-1551-6-122
6-Light Chandelier
Gold Dust Finish
26-3/4"W x 26-1/2"H
6C 60W
Pale Cream Candle Covers

B. 1-1555-9-122
9-Light Chandelier
Gold Dust Finish
27"W x 31-1/2"H
9C 60W
Pale Cream Candle Covers

C. 1-1551-6-307
6-Light Chandelier
Silver Sparkle Finish
26-3/4"W x 26-1/2"H
6C 60W
White Candle Covers

D. 3-1552-4-307
4-Light Foyer
Silver Sparkle Finish
16-3/4"W x 25-1/2"H
4C 60W
White Candle Covers



D.

GARLAND

TODAY'S CLASSIC STYLE



A. 1-9100-8-322
8-Light Chandelier
Warm Brass Finish
32"W x 28"H
8C9 60W
Heavy Cut Glass
C9 Bulbs Included

B. 1-9102-10-322
10-Light Chandelier
Warm Brass Finish
36"W x 32"H
10C9 60W
Heavy Cut Glass
C9 Bulbs Included

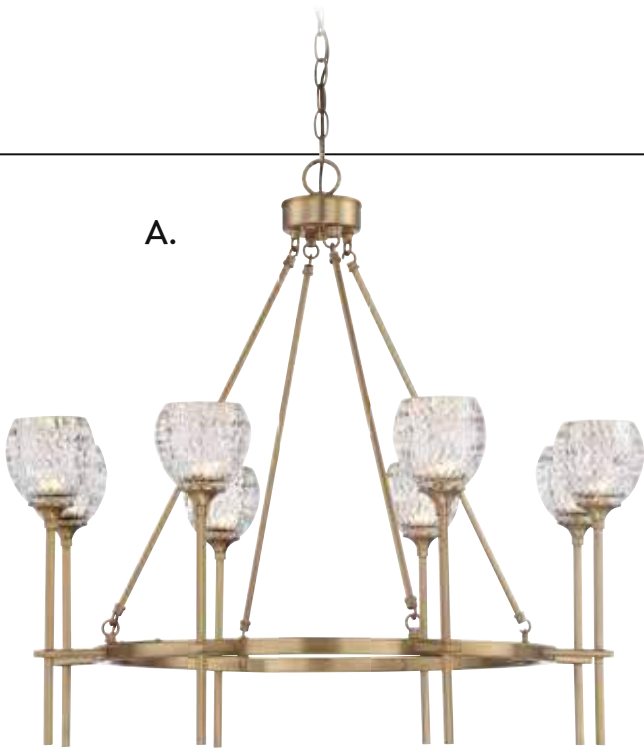
C. 1-9101-10-322
10-Light Trestle
Warm Brass Finish
39-5/8"L x 15-7/8"W x 15-1/2"H
Adj H 15-1/2" - 60-1/2"
10C9 60W
30" Swivel
Heavy Cut Glass
C9 Bulbs Included

D. 9-9103-1-322
1-Light Sconce
Warm Brass Finish
4-1/2"W x 15-1/2"H x 4-3/4"E
1C9 60W
Heavy Cut Glass
C9 Bulb Included

GARLAND

TODAY'S CLASSIC STYLE

A.




B.

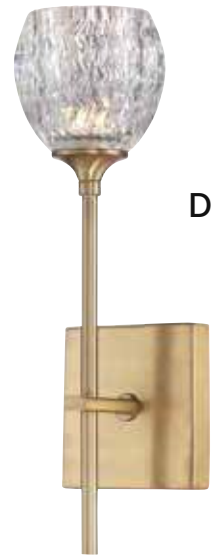


PIERCE PAXTON

C.



D.



Options: 7-EXT-322 Extension Rod - 9-1/2"

KEARNEY

TODAY'S CLASSIC STYLE



A. 3-8072-4-51
 4-Light Foyer
 Vintage Black w/ Warm
 Brass Accents Finish
 17"W x 25"H
 Adj H 25" - 82"
 4C 60W
 30° Swivel
 Metal Candle Covers
 Clear Glass

B. 1-8070-8-51
 8-Light Chandelier
 Vintage Black w/ Warm
 Brass Accents Finish
 32"W x 24"H
 Adj H 24" - 81"
 8C 60W
 30° Swivel
 Metal Candle Covers
 Clear Glass

C. 1-8071-5-51
 5-Light Chandelier
 Vintage Black w/ Warm
 Brass Accents Finish
 26"W x 21"H
 Adj H 21" - 78"
 5C 60W
 30° Swivel
 Metal Candle Covers
 Clear Glass

D. 9-8073-2-51
 2-Light Sconce
 Vintage Black w/ Warm
 Brass Accents Finish
 12"W x 15"H x 6"E
 2C 60W
 Metal Candle Covers
 Clear Glass


KEARNEY

TODAY'S CLASSIC STYLE

A.



B.



C.



D.



Options: 7-EXT-51 Extension Rod - 9-1/2"

KIRKLAND

TODAY'S CLASSIC STYLE



A. 7-8041-5-79

5-Light Pendant
English Bronze w/ Warm Brass Accents Finish
24"W x 14-3/4"H
Adj H 14-3/4" - 71-3/4"
5C 60W
30" Swivel
Metal Candle Covers
Clear Glass

B. 3-8040-4-79

4-Light Foyer
English Bronze w/ Warm Brass Accents Finish
16-1/2-W x 21"H
Adj H 21" - 78"
4C 60W
30" Swivel
Metal Candle Covers
Clear Glass

C. 1-8042-6-79

6-Light Trestle
English Bronze w/ Warm Brass Accents Finish
32"L x 16"W x 14-3/4"H
Adj H 14-3/4" - 71-3/4"
6C 60W
30" Swivel
Metal Candle Covers
Clear Glass

KIRKLAND

TODAY'S CLASSIC STYLE

*A.



**B.



*C.



*Options: 7-EXTLG-13 Extension Rod - 12"

**Options: 7-EXT-13 Extension Rod - 9-1/2"

PIPER

TODAY'S CLASSIC STYLE


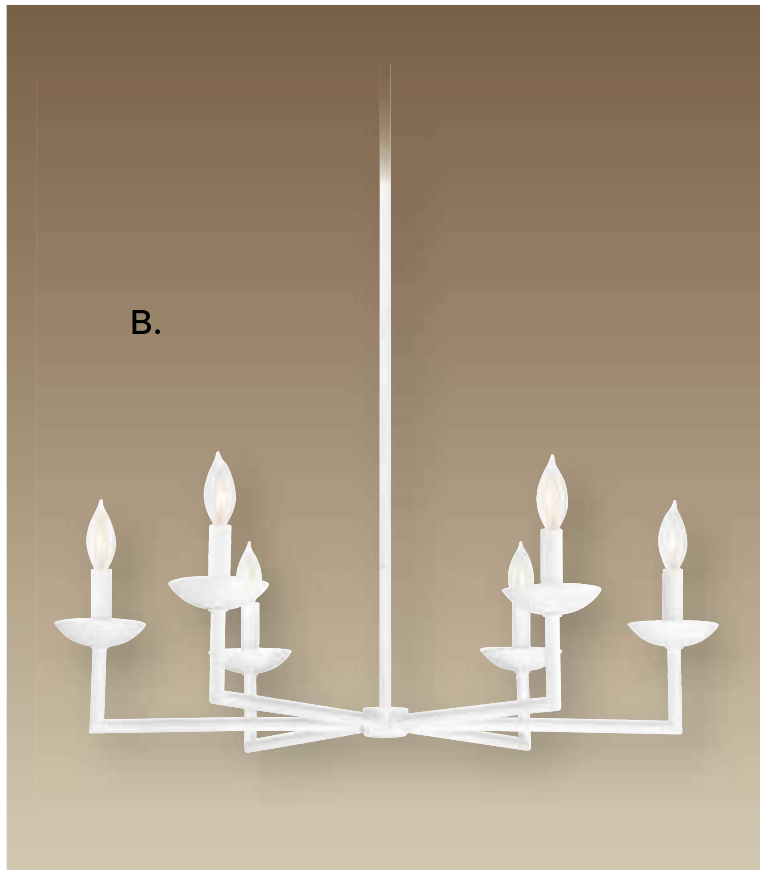


A. 9-9033-2-82
2-Light Sconce
Porcellana Finish
12"W x 8-3/4"H x 5"E
2C 60W
White Candle Covers



PIPER

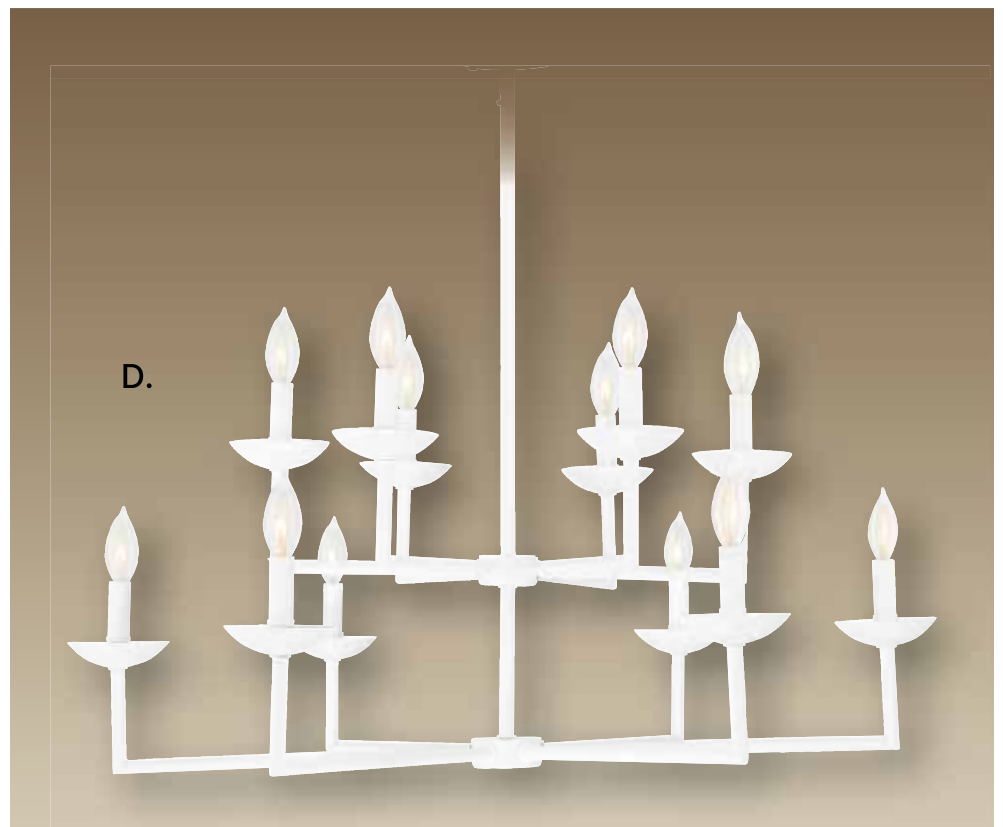
TODAY'S CLASSIC STYLE



B. 1-9031-6-82
6-Light Chandelier
Porcellana Finish
29"W x 7-1/8"H
Adj H 7-1/8" - 58-1/8"
6C 60W
30° Swivel
White Candle Covers

C. 1-9030-4-82
4-Light Chandelier
Porcellana Finish
20"W x 7"H
Adj H 7" - 58"
4C 60W
30° Swivel
White Candle Covers

D. 1-9032-12-82
12-Light Chandelier
Porcellana Finish
34"W x 15"H
Adj H 15" - 66"
12C 60W
30° Swivel
White Candle Covers



Options: 7-EXT-82 Extension Rod - 9-1/2"

HANDEL

TODAY'S CLASSIC STYLE



A. 1-9050-6-SN
6-Light Chandelier
Satin Nickel Finish
27"W x 23-1/2"H
6E 60W
Metal Candle Covers
Clear Water Piastra Glass

B. 3-9052-4-SN
4-Light Foyer
Satin Nickel Finish
16-3/8"W x 29-1/8"H
4E 60W
Metal Candle Covers
Clear Water Piastra Glass

C. 1-9051-8-SN
8-Light Chandelier
Satin Nickel Finish
32"W x 30"H
8E 60W
Metal Candle Covers
Clear Water Piastra Glass

D. 9-9053-1-SN
1-Light Sconce
Satin Nickel Finish
6"W x 7-3/8"H x 3-1/2"E
1E 60W
Metal Candle Covers
Clear Water Piastra Glass


HANDEL



BRIAN THOMAS
COLLECTION

TODAY'S CLASSIC STYLE

A.



B.



C.



D.



Bath, Page 536

ADDISON

TODAY'S CLASSIC STYLE

A.



B.

A. 1-6040-8-109
8-Light Trestle
Polished Nickel Finish
30"L x 14"W x 16"H
Adj. H 16"-136"
8C 60W
Clear Cut Crystal
Metal Candle Covers

B. 9-6042-1-109
1-Light Sconce
Polished Nickel Finish
6"W x 12"H x 5"E
1C 60W
Clear Cut Crystal
Metal Candle Cover

ADDISON

TODAY'S CLASSIC STYLE

C.



C. **7-6043-5-109**
5-Light Pendant
Polished Nickel Finish
17-3/4"W x 8-1/4"H
Adj. H 8-1/4"-129"
5C 60W
Clear Cut Crystal
Metal Candle Covers

D. **7-6041-4-109**
4-Light Pendant
Polished Nickel Finish
14"L x 14"W x 16"H
Adj. H 16"-136"
4C 60W
Clear Cut Crystal
Metal Candle Covers

D.



Bath, Page 570

OPUS

TODAY'S CLASSIC STYLE



A. 9-6064-2-11
2-Light Sconce
Polished Chrome Finish
9"W x 16"H x 6"E
2C 60W
Clear Crystal

B. 6-6063-3-11
3-Light Semi-Flush
Polished Chrome Finish
18"W x 16-3/4"H
3E 100W
Clear Crystal

C. 7-6061-3-11
3-Light Pendant
Polished Chrome Finish
18"W x 11-1/2"H
Adj. H 11-1/2"-131-1/2"
3E 100W
Clear Crystal

OPUS

TODAY'S CLASSIC STYLE



A.



B.



C.

OPUS

TODAY'S CLASSIC STYLE



A. 1-6065-4-11
4-Light Oval Chandelier
Polished Chrome Finish
31-1/2"L x 12"W x 11-1/2"H
Adj. H 11-1/2"-131-1/2"
4E 100W
Clear Crystal

B. 7-6062-1-11
1-Light Pendant
Polished Chrome Finish
7-1/4"W x 14-1/2"H
Adj. H 14-1/2"-134-1/2"
1E 100W
Clear Crystal

B.





Sconce, Page 640

LANCASTER

TODAY'S CLASSIC STYLE



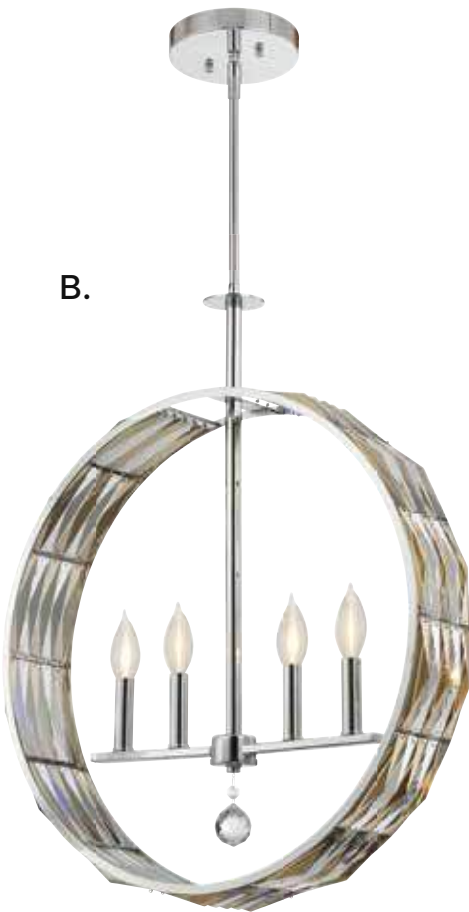
LANCASTER

TODAY'S CLASSIC STYLE

A.



B.



A. 7-972-5-11
5-Light Pendant
Polished Chrome Finish
22-1/2"W x 28"H
Adj H 28" - 82"
5C 60W
30° Swivel
Clear / Champagne Crystal
Metal Candle Covers

B. 7-971-4-11
4-Light Pendant
Polished Chrome Finish
22"L x 4-1/2"W x 29"H
Adj H 29" - 83"
4C 60W
30° Swivel
Clear / Champagne Crystal
Metal Candle Covers

Options: 7-EXT-11 Extension Rod - 9-1/2"

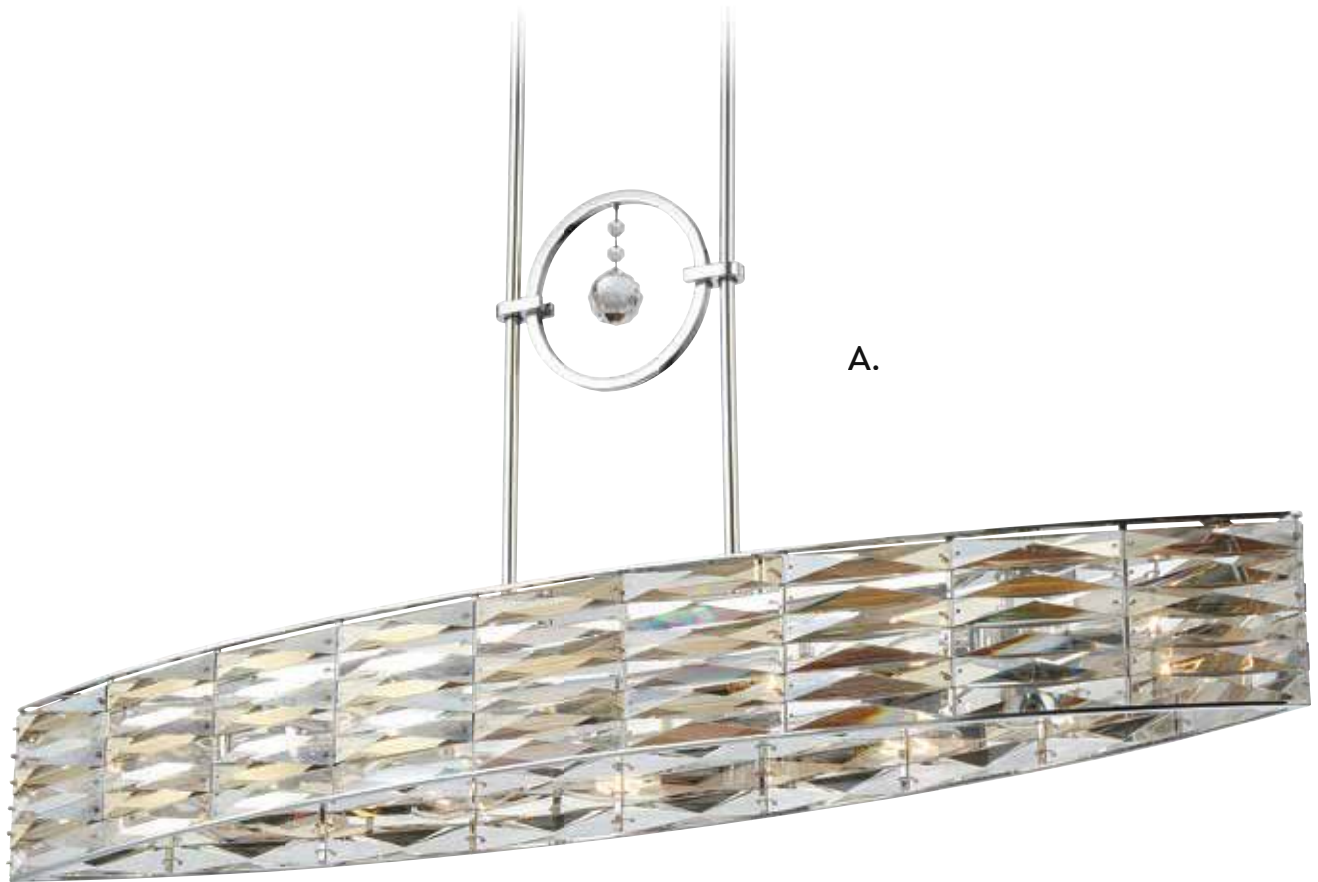
LANCASTER

TODAY'S CLASSIC STYLE



LANCASTER

TODAY'S CLASSIC STYLE



- A. 1-973-6-11**
6-Light Trestle
Polished Chrome Finish
41"L x 10"W x 21"H
Adj H 21" - 72"
6C 60W
30° Swivel
Clear / Champagne Crystal
Metal Candle Covers



Bath, Page 574

Options: 7-EXT-11 Extension Rod - 9-1/2"

OBSIDIAN

TODAY'S CLASSIC STYLE




BRIAN THOMAS
COLLECTION



OBSIDIAN

TODAY'S CLASSIC STYLE



B.



C.



D.

A. **9-833-2-211**
2-Light Sconce
Argentum Finish
14"W x 15-1/2"H x 5-1/2"E
2C 60W
Clear Crystal

B. **7-830-6-211**
6-Light Chandelier
Argentum Finish
17-1/2"W x 34"H
6C 60W
Clear Crystal

C. **6-832-3-211**
3-Light Semi-Flush
Argentum Finish
17-7/8"W x 15"H
3E 100W
Clear Crystal

D. **7-831-8-211**
8-Light Chandelier
Argentum Finish
26"W x 42-5/8"H
8C 60W
Clear Crystal

ROSENDAL

TODAY'S CLASSIC STYLE



A.



B.



C.



BRIAN THOMAS
COLLECTION

A. 9-256-1-307

1-Light Sconce
Silver Sparkle Finish
7-1/2"W x 17-1/4"H x
8-1/2"E
1C 60W
Champagne Fabric
Shade

B. 7-253-3-307

3-Light Pendant
Silver Sparkle Finish
22"W x 31-3/8"H
3E 100W
Champagne Fabric
Shade

E. 1-250-6-307

6-Light Chandelier
Silver Sparkle Finish
30"W x 25-1/2"H
6C 60W
Champagne Fabric
Shades

D. 7-255-1-307

1-Light Mini-Pendant
Silver Sparkle Finish
10"W x 43"H
1E 100W
90° Swivel
Champagne Fabric
Shade

E. 6-258-2-307

2-Light Semi-Flush
Silver Sparkle Finish
16"W x 16"H
2E 100W
Champagne Fabric
Shade

F. 1-251-12-307

12-Light Chandelier
Silver Sparkle Finish
40"W x 36-1/8"H
12C 60W
Champagne Fabric
Shades

ROSENDAL

TODAY'S CLASSIC STYLE



Options: 7-EXT-307 Extension Rod - 9-1/2"



Bath, Page 600



Architectural, Page 678

MURREN

TODAY'S CLASSIC STYLE



A. 8-1041-1-109
1-Light Sconce
Polished Nickel Finish
7-1/2"W x 9"H x 9"E
1C9 40W
White Shade
Bulb Included

B. 1-1035-5-109
5-Light Chandelier
Polished Nickel Finish
30"W x 22"H
5C9 40W
White Shades
Bulbs Included

C. 1-1036-8-109
8-Light Chandelier
Polished Nickel Finish
41"W x 29-5/8"H
8C9 40W
White Shades
Bulbs Included

MURREN

TODAY'S CLASSIC STYLE



A.



B.



C.



Mini-Pendant, Page 435



Bath, Page 586

CLARION

TODAY'S CLASSIC STYLE



A.



BRIAN THOMAS
COLLECTION

- A. 6-842-3-33**
3-Light Convertible
Semi-Flush/Pendant
Gold Bullion Finish
15-3/4"W x 13-1/4"H
Adj H 13-1/4" - 70"
3C 60W
30° Swivel
Clear Crystal
Metal Candle Covers



B.

- B. 7-840-5-33**
5-Light Pendant
Gold Bullion Finish
23-3/4"W x 12"H
Adj H 12" - 66"
5C 60W
30° Swivel
Clear Crystal
Metal Candle Covers

CLARION



TODAY'S CLASSIC STYLE

Options: 7-EXTLG-33 Extension Rod - 12"

CLARION

TODAY'S CLASSIC STYLE



CLARION

TODAY'S CLASSIC STYLE




A.



B.



BRIAN THOMAS
COLLECTION



A. 1-841-8-33
8-Light Oval Chandelier
Gold Bullion Finish
41-1/2"L x 15"W x 11-1/2"H
Adj H 11-1/2" - 65-1/2"
8C 60W
30° Swivel
Clear Crystal
Metal Candle Covers

B. 9-844-2-33
2-Light Sconce
Gold Bullion Finish
8"W x 12"H x 4"E
2C 60W
Clear Crystal
Metal Candle Covers

Options: 7-EXTLG-33 Extension Rod - 12"

NORA

TODAY'S CLASSIC STYLE



BRIAN THOMAS
COLLECTION



A.

B.



A. 1-4060-5-28
5-Light Chandelier
Oiled Burnished Bronze Finish
27"W x 27-3/4"H
5E 60W
Clear Crystal

B. 1-4061-9-28
9-Light Chandelier
Oiled Burnished Bronze Finish
32-1/2"W x 36-1/2"H
9E 60W
Clear Crystal

NORA

TODAY'S CLASSIC STYLE



Bath, Page 588



Sconce, Page 640

GLENWOOD

TODAY'S CLASSIC STYLE




A. 6-3042-4-13
4-Light Semi-Flush
English Bronze Finish
14"W x 13-3/4"H
4C 60W
Clear Water Piastra Glass
Metal Candle Covers

B. 3-3041-4-13
4-Light Foyer
English Bronze Finish
14"W x 30-1/8"H
4C 60W
Clear Water Piastra Glass
Metal Candle Covers

C. 7-3040-6-13
6-Light Pendant
English Bronze Finish
27"W x 27-1/8"H
6C 60W
Clear Water Piastra Glass
Metal Candle Covers

GLENWOOD


A.



B.



C.



TODAY'S CLASSIC STYLE



BRIAN THOMAS
COLLECTION

GLENWOOD

TODAY'S CLASSIC STYLE



A.



BRIAN THOMAS
COLLECTION




B.

A. 1-3043-5-13
5-Light Trestle
English Bronze Finish
45-1/8"L x 7"W x 30-1/4"H
5E 100W
Clear Water Piastra Glass

B. 9-3045-1-13
1-Light Sconce
English Bronze Finish
8"W x 11"H x 4-1/4"E
1C 60W
Clear Water Piastra Glass
Metal Candle Cover

GLENWOOD



TODAY'S CLASSIC STYLE

BYRNE

TODAY'S CLASSIC STYLE



A. 7-662-6-13
6-Light Pendant
English Bronze Finish
20"W x 23"H
Adj. H 23" - 77"
6C 60W
30" Swivel
Clear Beveled Glass
Metal Candle Covers

B. 1-661-5-13
5-Light Chandelier
English Bronze Finish
21"W x 26"H
5C 60W
Clear Beveled Glass
Metal Candle Covers

C. 7-663-1-13
1-Light Mini-Pendant
English Bronze Finish
9-1/2"W x 12"H
Adj. H 12"-40-1/2"
1C 60W
90" Swivel
Clear Beveled Glass
Metal Candle Cover

BYRNE

TODAY'S CLASSIC STYLE



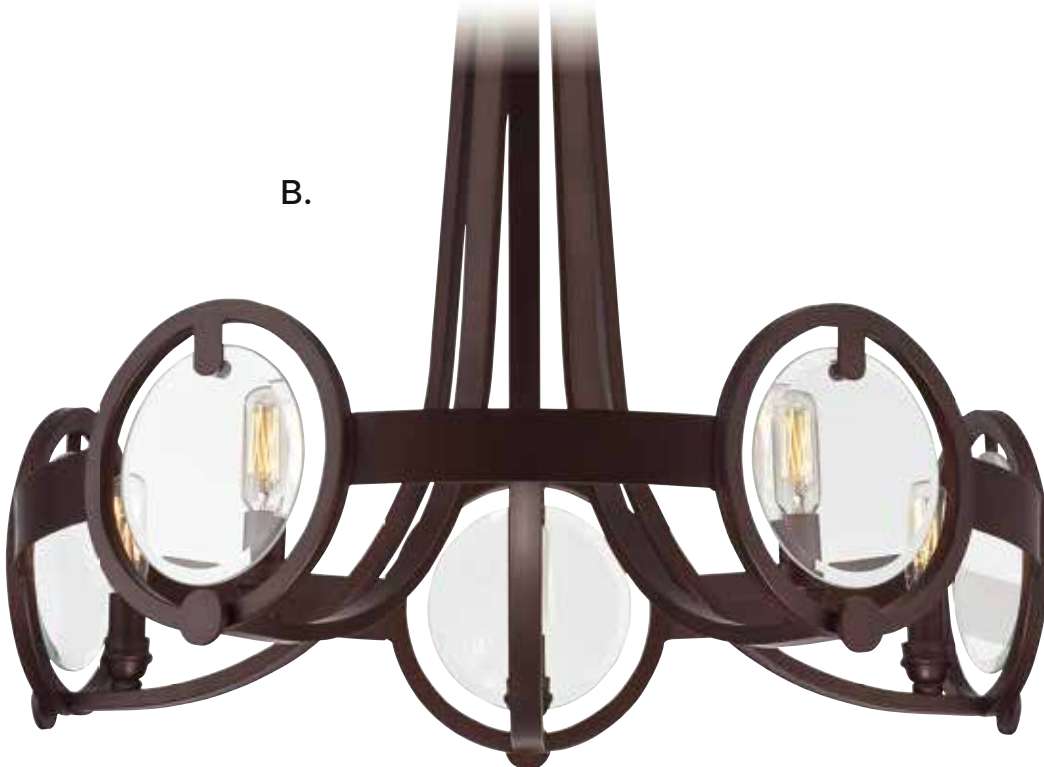
A.



C.



B.



Options: 7-EXT-13 Extension Rod - 9-1/2"

RAVENIA

TODAY'S CLASSIC STYLE



RAVENIA

TODAY'S CLASSIC STYLE



A.

- A. 1-542-13-SN
13-Light Chandelier
Satin Nickel Finish
30"W x 35-1/2"H
Adj H 35-1/2" - 88-1/2"
13C 60W
30° Swivel
Clear Glass

Options: 7-EXTLG-SN Extension Rod - 12"

RAVENIA

TODAY'S CLASSIC STYLE

*A.



- A. 1-540-5-SN
5-Light Chandelier
Satin Nickel Finish
20"W x 18"H
Adj H 18" - 71"
5C 60W
30° Swivel
Clear Glass

- B. 1-541-9-SN
9-Light Chandelier
Satin Nickel Finish
26"W x 28"H
Adj H 28" - 81"
9C 60W
30° Swivel
Clear Glass

**B.



*Options: 7-EXT-SN Extension Rod - 9-1/2"

**Options: 7-EXTLG-SN Extension Rod - 12"

RAVENIA



TODAY'S CLASSIC STYLE

RAVENIA

TODAY'S CLASSIC STYLE



- A. **1-541-9-13**
9-Light Chandelier
English Bronze Finish
26"W x 28"H
Adj H 28" - 81"
9C 60W
30° Swivel
Clear Glass

RAVENIA

TODAY'S CLASSIC STYLE



A.

Options: 7-EXTLG-13 Extension Rod - 12"

DAMASCUS

TODAY'S CLASSIC STYLE



A. 1-650-5-SN
5-Light Chandelier
Satin Nickel Finish
27"W x 24"H
5C 60W
Clear Seeded Glass
Metal Candle Covers

B. 1-651-6-SN
6-Light Chandelier
Satin Nickel Finish
37-1/2"H X 30"W
6C 60W
Clear Seeded Glass
Metal Candle Covers

DAMASCUS



RAYMOND WAITES

HOME & DESIGN
NEW YORK

TODAY'S CLASSIC STYLE

A.



B.



DAMASCUS

TODAY'S CLASSIC STYLE



A.



B.



RAYMOND WAITES

HOME & DESIGN
NEW YORK

A. 3-653-4-SN
4-Light Foyer
Satin Nickel Finish
14-1/2"W x 34"H
4C 60W
Clear Seeded Glass
Metal Candle Covers

B. 9-655-1-SN
1-Light Sconce
Satin Nickel Finish
6"W x 20"H x 8"E
1C 60W
Clear Seeded Glass
Metal Candle Cover

C. 1-652-6-SN
6-Light Trestle
Satin Nickel Finish
32"L x 20-1/2"W x 24"H
6C 60W
Clear Seeded Glass
Metal Candle Covers



C.

DAMASCUS

TODAY'S CLASSIC STYLE



TIERNEY

TODAY'S CLASSIC STYLE



A.


A. 1-9803-19-109
19-Light Chandelier
Polished Nickel Finish
33"W x 73-1/4"H
19C 40W
Optic Acrylic Elements

B. 9-9804-2-109
2-Light Sconce
Polished Nickel Finish
10" W x 15-1/2"H x 7-1/4"E
2C 60W
Optic Acrylic Elements



B.

TIERNEY



TODAY'S CLASSIC STYLE

TIERNEY



TIERNEY

TODAY'S CLASSIC STYLE

A.



C.



B.



A. 1-9802-9-109
9-Light Chandelier
Polished Nickel Finish
33" W x 36"H
9C 60W
Optic Acrylic Elements

B. 1-9805-4-109
4-Light Chandelier
Polished Nickel Finish
19"W x 23-1/4"H
4C 60W
Optic Acrylic Elements

C. 1-9800-6-109
6-Light Chandelier
Polished Nickel Finish
25"W x 28"H
6C 60W
Optic Acrylic Elements

TIERNEY

TODAY'S CLASSIC STYLE



A. 1-9803-19-28
19-Light Chandelier
Burnished Bronze Finish
33" W x 73-1/4"H
19C 40W
Optic Acrylic Elements

B. 9-9804-2-28
2-Light Sconce
Burnished Bronze Finish
10-1/2" W x 15-1/2"H x 7-1/4"E
2C 60W
Optic Acrylic Elements



TIERNEY

TODAY'S CLASSIC STYLE



TIERNEY

TODAY'S CLASSIC STYLE



*A.



B.



A. 7-9810-1-28
 1-Light Mini-Pendant
 Burnished Bronze Finish
 10"W x 40-1/2"H
 1E 100W
 Optic Acrylic Elements

B. 7-9809-5-28
 5-Light Pendant
 Burnished Bronze Finish
 21"W x 19"H
 5C 60W
 Optic Acrylic Elements

C. 1-9802-9-28
 9-Light Chandelier
 Burnished Bronze Finish
 33" W x 36"H
 9C 60W
 Optic Acrylic Elements

D. 1-9805-4-28
 4-Light Chandelier
 Burnished Bronze Finish
 19"W x 25-1/4"H
 4C 60W
 Optic Acrylic Elements

E. 1-9800-6-28
 6-Light Chandelier
 Burnished Bronze Finish
 25"W x 28"H
 6C 60W
 Optic Acrylic Elements

TIERNEY

TODAY'S CLASSIC STYLE

C.



E.




D.



*Options: 7-EXT-28 Extension Rod - 9-1/2

TRIONA

TODAY'S CLASSIC STYLE



TRIONA



BRIAN THOMAS
COLLECTION

TODAY'S CLASSIC STYLE

A.



B.



- A. 9-1164-2-34**
2-Light Sconce
Silver Leaf Finish
8"W x 16"H x 4"E
2C 60W
Dupioni Fabric Shade
- B. 7-1160-4-34**
4-Light Pendant
Silver Leaf Finish
24"W x 22"H
4E 100W
Dupioni Fabric Shade

TRIONA

TODAY'S CLASSIC STYLE



A.

**Convertible:
Semi-Flush/Pendant*



B.



BRIAN THOMAS
COLLECTION

- A. 6-1162-3-34**
3-Light Convertible
Semi-Flush/Pendant
Silver Leaf Finish
18"W x 13-1/2"H
Adj H 13-1/2" - 67-1/2"
3C 100W
30" Swivel
Dupioni Fabric Shade
- B. 3-1161-3-34**
3-Light Foyer
Silver Leaf Finish
13"W x 26"H
3E 60W
Dupioni Fabric Shade

TRIONA

TODAY'S CLASSIC STYLE



Options: 7-EXT-34 Extension Rod - 9-1/2"


FLANDERS

FRENCH COUNTRY



FLANDERS

FRENCH COUNTRY



A.

B.

A. 1-8001-8-64
8-Light Chandelier
Fieldstone Finish
34"W x 36"H
8C 60W
Metal Candle Covers

B. 1-8000-6-64
6-Light Chandelier
Fieldstone Finish
30"W x 35-1/2"H
6C 60W
Metal Candle Covers

BREE / BLAIR

FRENCH COUNTRY



A. BREE
1-8010-6-64
6-Light Chandelier
Fieldstone Finish
28"W x 32"H
6C 60W
Metal Candle Covers


B. BREE
9-8020-2-64
2-Light Sconce
Fieldstone Finish
13"W x 18"H x 6"E
2C 60W
Metal Candle Covers

C. BLAIR
1-8030-6-64
6-Light Chandelier
Fieldstone Finish
28"W x 32"H
6C 60W
Metal Candle Covers

D. BLAIR
9-8031-2-64
2-Light Sconce
Fieldstone Finish
13-1/2"W x 16"H x 6-1/2"E
2C 60W
Metal Candle Covers

BREE / BLAIR

A.



B.



C.



D.



FRENCH COUNTRY

TURING

FRENCH COUNTRY



TURING

FRENCH COUNTRY



A.



B.



C.

- A. **1-9111-6-68**
6-Light Chandelier
Whiskey Wood Finish
28W x 36"H
6E 60W
- B. **1-9110-8-68**
8-Light Chandelier
Whiskey Wood Finish
32"W x 40"H
8E 60W
- C. **1-9112-12-68**
12-Light Chandelier
Whiskey Wood Finish
36-1/2"W x 49"H
12E 60W

MALLORY

FRENCH COUNTRY




A. 9-7404-2-39
2-Light Sconce
Fossil Stone Finish
12-3/4"W x 18-1/2"H x 6-3/4"E
2C 60W
Soft White Beeswax Candle Covers

B. 1-7405-12-39
12-Light Chandelier
Fossil Stone Finish
38"W x 44"H
12C 60W
Soft White Beeswax Candle Covers

C. 7-7406-5-39
5-Light Pendant
Fossil Stone Finish
30"W x 30"H
5C 60W
Soft White Beeswax Candle Covers

MALLORY

FRENCH COUNTRY



A.



B.



C.



BRIAN THOMAS
COLLECTION

MALLORY

FRENCH COUNTRY



MALLORY

FRENCH COUNTRY



BRIAN THOMAS
COLLECTION

A. 1-7401-8-39
8-Light Chandelier
Fossil Stone Finish
29"W x 30"H
8C 60W
Soft White Beeswax Candle Covers

B. 6-7403-3-39
3-Light Semi-Flush/Pendant
Fossil Stone Finish
18"W x 17-1/2"H
3C 60W
Soft White Beeswax Candle Covers

C. 9-7407-2-39
2-Light Sconce
Fossil Stone Finish
14"W x 23"H x 7"E
2C 60W

ALSACE

FRENCH COUNTRY



A. 1-9532-12-196
12-Light Chandelier
Reclaimed Wood Finish
38"W x 48"H
12C 60W
Soft White Beeswax
Candle Covers

B. 1-9530-6-196
6-Light Chandelier
Reclaimed Wood Finish
25"W x 33-1/2"H
6C 60W
Soft White Beeswax
Candle Covers

C. 1-9531-8-196
8-Light Chandelier
Reclaimed Wood Finish
31-1/2"W x 37"H
8C 60W
Soft White Beeswax
Candle Covers

ALSACE

FRENCH COUNTRY



ALSACE

FRENCH COUNTRY



A.



B.



Sconce, Page 635



Bath, Page 551

ALSACE

FRENCH COUNTRY



C.



D.



E.

A. 9-9546-1-196
1-Light Sconce — ADA
Compliant
Reclaimed Wood Finish
6"W x 11"H x 4"E
1C 60W
Soft White Glass

B. 1-9533-15-196
15-Light Chandelier
Reclaimed Wood Finish
48"W x 54"H
15C 60W
Soft White Beeswax
Candle Covers

C. 7-9534-5-196
5-Light Pendant
Reclaimed Wood Finish
24"W x 36"H
5C 60W
Soft White Beeswax
Candle Covers

D. 6-9540-3-196
3-Light Semi-Flush
Reclaimed Wood Finish
20"W x 17"H
3C 60W
Soft White Beeswax
Candle Covers

E. 7-9541-3-196
3-Light Pendant
Reclaimed Wood Finish
14"W X 23-1/2"H
3C 60W
Soft White Beeswax
Candle Covers

WICKHAM

FRENCH COUNTRY



A. 1-2051-8-68
8-Light Chandelier
Whiskey Wood Finish
29"W x 32-1/2"H
8C 60W
Metal Candle Covers

B. 1-2052-12-68
12-Light Chandelier
Whiskey Wood Finish
38"W x 43"H
12C 60W
Metal Candle Covers

C. 1-2050-5-68
5-Light Chandelier
Whiskey Wood Finish
25"W x 28"H
5C 60W
Metal Candle Covers

WICKHAM

FRENCH COUNTRY

A.



B.



C.



KELSEY

FRENCH COUNTRY



A.



B.



KELSEY

FRENCH COUNTRY



C.

A. 1-8900-3-41
 3-Light Chandelier
 Durango Finish
 21"W x 28-1/2"H
 3C 60W
 Cream Drip Candle
 Covers

B. 1-8902-9-41
 9-Light Chandelier
 Durango Finish
 34"W x 39-1/4"H
 9C 60W
 Cream Drip Candle
 Covers

C. 1-8901-6-41
 6-Light Chandelier
 Durango Finish
 28-1/2"W x 32-1/2"H
 6C 60W
 Cream Drip Candle
 Covers

KELSEY

FRENCH COUNTRY



A.



B.



**Convertible:
Semi-Flush/Pendant*



C.

*Options: 7-EXT-41 Extension Rod - 9-1/2"



***D.**

- A. 1-8903-6-41**
6-Light Chandelier
Durango Finish
26-1/2"W x 26-1/4"H
6C 60W
Cream Drip Candle Covers
- B. 6-8905-4-41**
4-Light Convertible
Semi-Flush/Pendant
Durango Finish
22"W x 18-1/2"H
4C 60W
Cream Drip Candle Covers
- C. 1-8904-8-41**
8-Light Chandelier
Durango Finish
30-1/2"W x 31-1/2"H
8C 60W
Cream Drip Candle Covers
- D. 7-8906-1-41**
1-Light Mini-Pendant
Durango Finish
8"W x 11"H
Adj. H 11" - 39-1/2"
1E 100W
90° Swivel
Pale Cream Etched Glass



STRATHMORE

FRENCH COUNTRY



PIERCE PAXTON



C.

STRATHMORE

FRENCH COUNTRY



A. 9-744-1-09
1-Light Sconce
Century Bronze Finish
5-1/4"W x 15-1/2"H x
7-1/2"E
1C 60W
Soft White Glass

B. 1-742-9-09
9-Light Chandelier
Century Bronze Finish
33"W x 35-1/2"H
9C 60W
Soft White Glass

C. 7-745-1-09
1-Light Mini-Pendant
Century Bronze Finish
6"W x 18-1/2"H
Adj. H 18-1/2" - 47"
1E 100W
90° Swivel
Soft White Glass

Options: 7-EXT-09 Extension Rod - 9-1/2"

HAMLIN

FRENCH COUNTRY

B.



A.





A. 1-2002-12-66
12-Light Chandelier
Cottage Wood Finish
36"W x 35"H
12C 60W
Dupioni Glass

B. 1-2001-9-66
9-Light Chandelier
Cottage Wood Finish
32"W x 28-1/2"H
9C 60W
Dupioni Glass

CASTILLO

FRENCH COUNTRY



CASTILLO

FRENCH COUNTRY



A.



B.



C.



PIERCE PAXTON

- A. **9-3072-1-65**
1-Light Sconce
Midland Bronze Finish
5-1/4"W x 16-1/4"H x 9"E
1C 60W
Pale Cream Glass
- B. **1-3070-6-65**
6-Light Chandelier
Midland Bronze Finish
30"W x 32-3/4"H
6C 60W
Pale Cream Glass
- C. **1-3071-9-65**
9-Light Chandelier
Midland Bronze Finish
34"W x 38-1/2"H
9C 60W
Pale Cream Glass

ROSETTE

FRENCH COUNTRY



ROSETTE

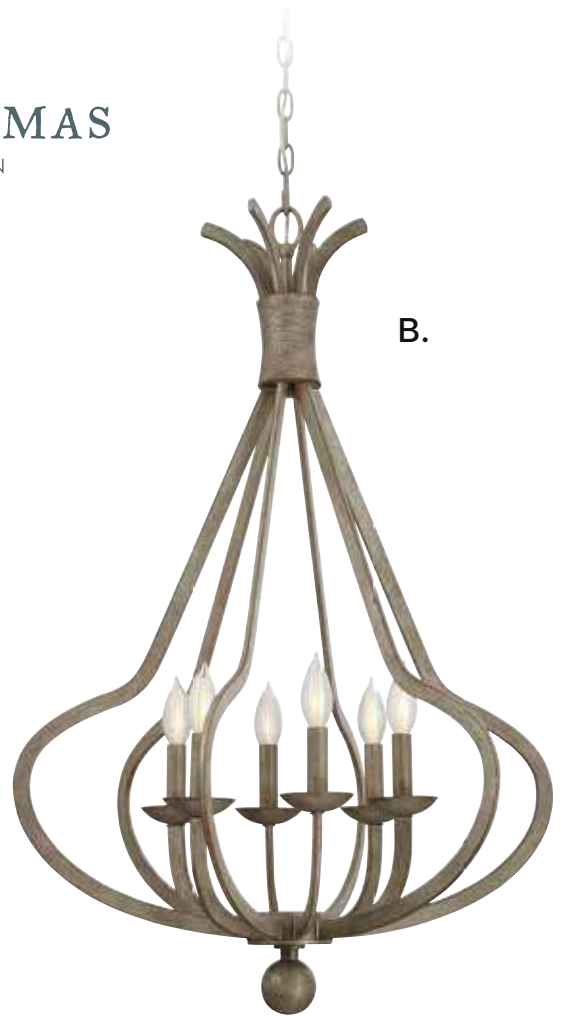


BRIAN THOMAS
COLLECTION

A.



B.



C.



A. 1-761-5-12
5-Light Chandelier
Chateau Linen Finish
28"W x 26-1/2"H
5C 60W
Metal Candle Covers

B. 3-762-6-12
6-Light Foyer
Chateau Linen Finish
24"W x 36"H
6C 60W
Metal Candle Covers

C. 1-760-8-12
8-Light Chandelier
Chateau Linen Finish
33"W x 33"H
8C 60W
Metal Candle Covers

FRENCH COUNTRY

BELLE

FRENCH COUNTRY



PIERCE PAXTON

A.



A. 1-920-6-12
6-Light Chandelier
Chateau Linen Finish
29"W x 29-1/2"H
6C 60W
Clear Seeded Glass
Metal Candle Covers

B. 7-922-4-12
4-Light Pendant
Chateau Linen Finish
14"W x 24"H
Adj. H 24" - 78"
4C 60W
30° Swivel
Clear Seeded Glass
Metal Candle Covers

C. 7-923-1-12
1-Light Mini-Pendant
Chateau Linen Finish
9-1/2"W x 14-1/2"H
Adj. H 14-1/2" - 43"
1E 100W
90° Swivel
Clear Seeded Glass
Metal Candle Cover

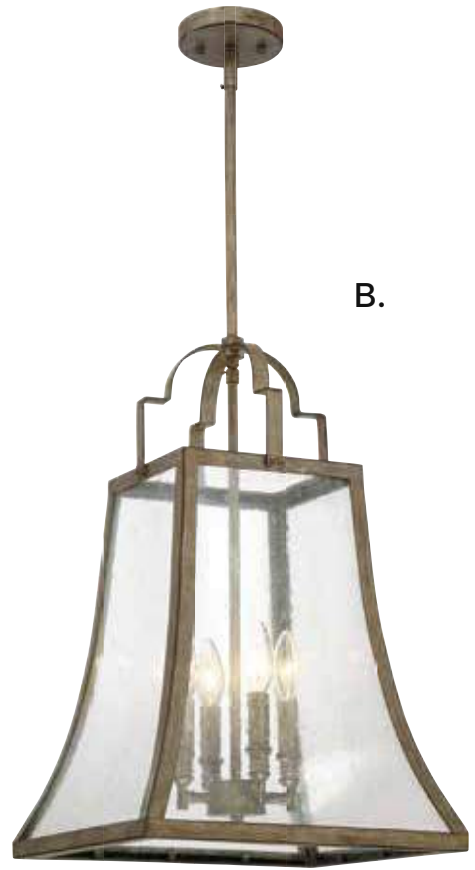


BELLE

FRENCH COUNTRY



B.



C.



Options: 7-EXT-12 Extension Rod - 9-1/2"

ASHLAND

FRENCH COUNTRY



ASHLAND

- A. 1-292-12-23
12-Light Chandelier
White Washed Driftwood Finish
38"W x 47-1/2"H
12C 60W
Soft Ivory Drip Candle Covers

FRENCH COUNTRY



ASHLAND

FRENCH COUNTRY



A.



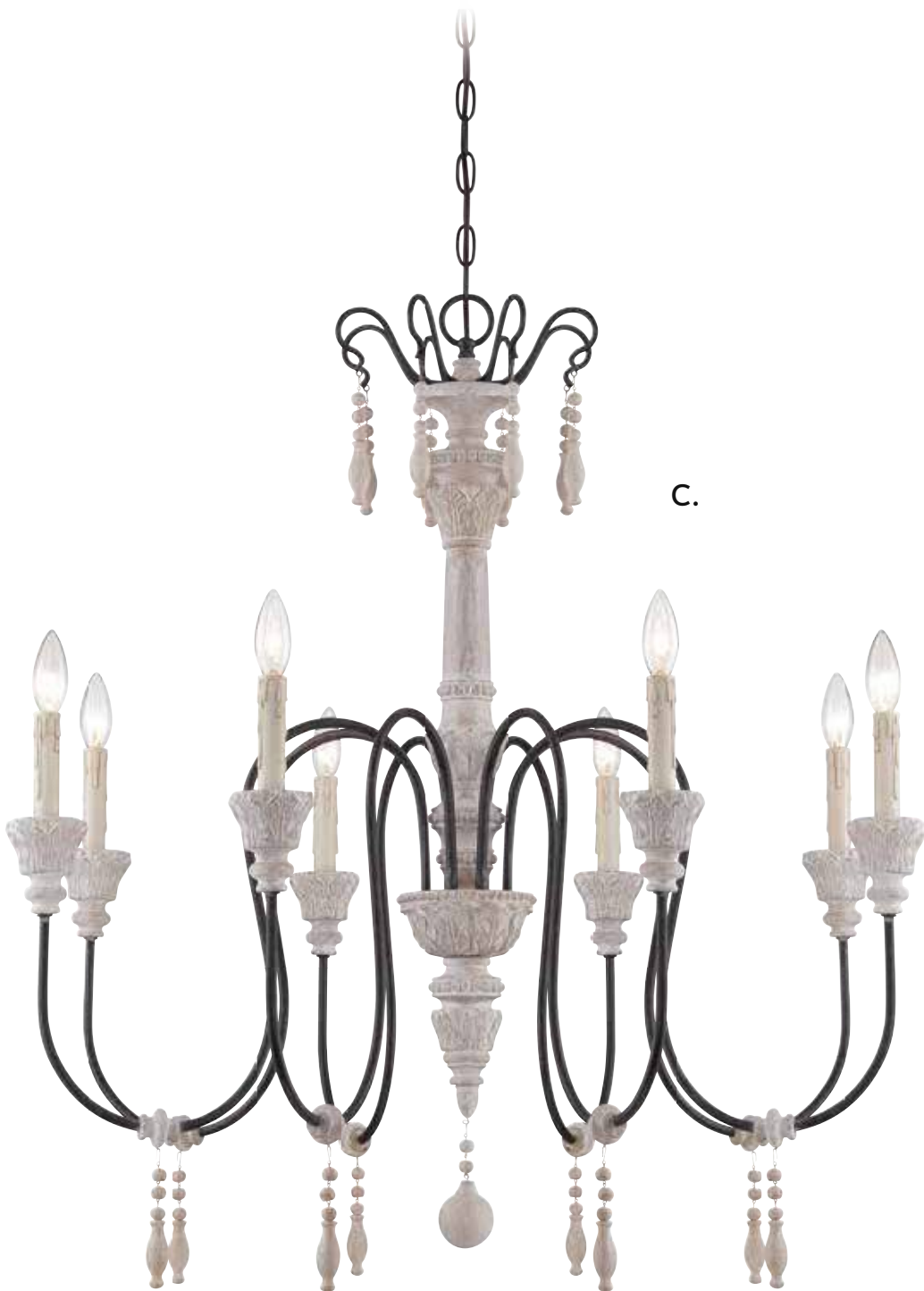
B.

A. 9-293-2-23
2-Light Sconce
White Washed Driftwood Finish
11"W x 25-1/2"H x 7"E
2C 60W
Soft Ivory Drip Candle Covers

B. 1-290-5-23
5-Light Chandelier
White Washed Driftwood Finish
28-1/2"W x 35"H
5C 60W
Soft Ivory Drip Candle Covers

C. 1-291-8-23
8-Light Chandelier
White Washed Driftwood Finish
33"W x 36"H
8C 60W
Soft Ivory Drip Candle Covers

ASHLAND



FRENCH COUNTRY

MADELIANE

FRENCH COUNTRY



MADELIANE



PIERCE PAXTON

FRENCH COUNTRY

A.



B.



A. 1-4341-9-192
9-Light Chandelier
Distressed Wood & Iron Finish
30-1/2"W x 37-1/2"H
9C 60W
Clear Crystal
White Candle Covers

B. 1-4340-6-192
6-Light Chandelier
Distressed Wood & Iron Finish
27-1/2"W x 32-1/2"H
6C 60W
Clear Crystal
White Candle Covers

BLUE RIDGE

FRENCH COUNTRY



A. 9-40022-2-56

2-Light Sconce
New Tortoise Shell Finish
14"W x 20"H x 7-1/2"E
2C 60W
Cream Drip Candle Covers

B. 1-40017-6-56

6-Light Chandelier
New Tortoise Shell Finish
29"W x 23-1/2"H
6C 60W
Cream Drip Candle Covers

C. 1-40025-12-56

12-Light Chandelier
New Tortoise Shell Finish
35"W x 32"H
12C 60W
Cream Drip Candle Covers

BLUE RIDGE




PIERCE PAXTON


A.



B.



C.



FRENCH COUNTRY

WINBROOK

FRENCH COUNTRY



WINBROOK

FRENCH COUNTRY



A.



B.

- A. **1-1170-5-55**
5-Light Chandelier
Aged Iron Finish
30"W x 23-1/2"H
5C 60W
Metal Candle Covers
- B. **1-1171-10-55**
10-Light Chandelier
Aged Iron Finish
38-1/2"W x 34"H
10C 60W
Metal Candle Covers

SHEILDS

OLDE WORLD

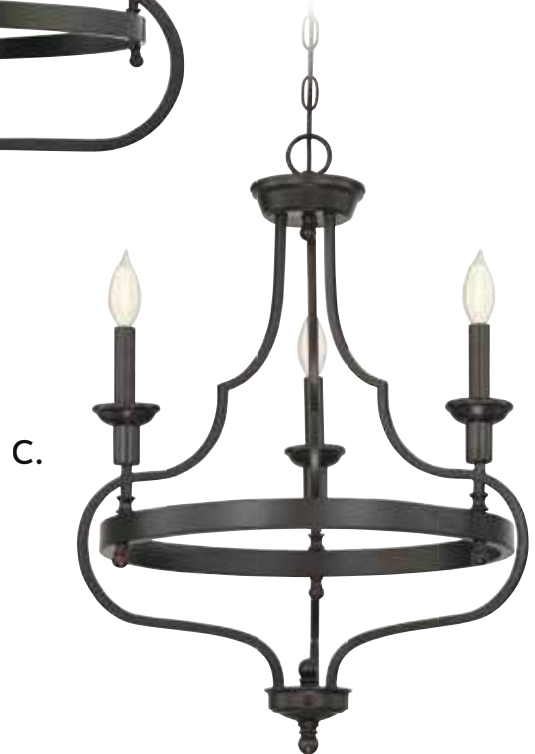
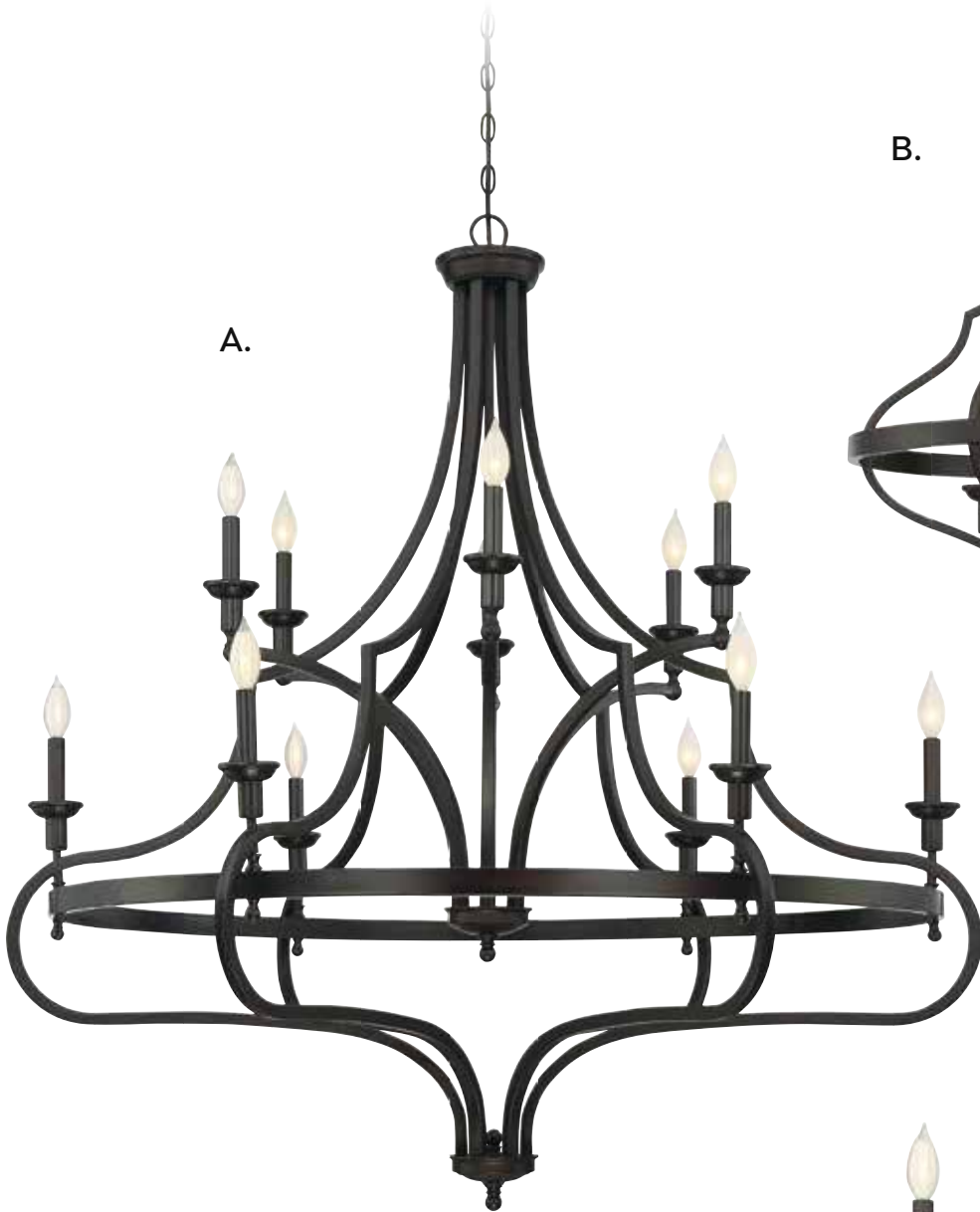


A. 1-9084-12-13
12-Light Chandelier
English Bronze Finish
48"W x 50-1/2"H
12C 60W
Metal Candle Covers

B. 3-9085-6-13
6-Light Foyer
English Bronze Finish
25"W x 34-1/2"H
6C 60W
Metal Candle Covers

C. 1-9080-3-13
3-Light Chandelier
English Bronze Finish
20-1/2"W x 26"H
3C 60W
Metal Candle Covers

SHEILDS



SHEILDS

OLDE WORLD





A. 1-9082-6-13
 6-Light Chandelier
 English Bronze Finish
 29"W x 32"H
 6C 60W
 Metal Candle Covers

B. 1-9081-5-13
 5-Light Chandelier
 English Bronze Finish
 26"W x 30"H
 5C 60W
 Metal Candle Covers

C. 9-9086-1-13
 1-Light Sconce
 English Bronze Finish
 10"W x 14"H x 7-1/4"E
 1C 60W
 Metal Candle Cover

D. 1-9083-9-13
 9-Light Chandelier
 English Bronze Finish
 32"W x 37"H
 9C 60W
 Metal Candle Covers

ST. LAURENCE



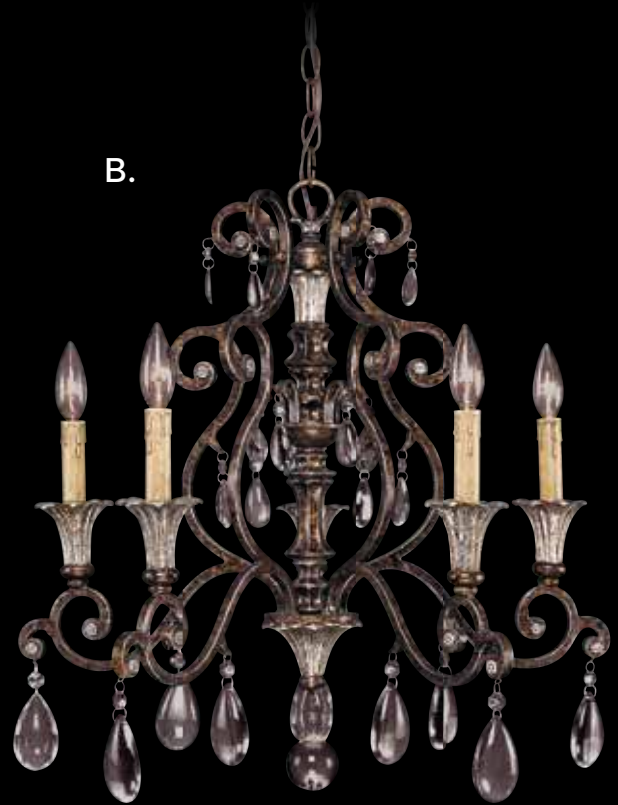
A. 1-3003-12-8
12-Light Chandelier
New Tortoise Shell w/Silver Finish
34"W x 34-1/2"H
12C 60W
Clear Crystal
Antique Cream Drip Candle Covers

B. 1-3001-5-8
5-Light Chandelier
New Tortoise Shell w/Silver Finish
23-1/2"W x 21-1/2"H
5C 60W
Clear Crystal
Antique Cream Drip Candle Covers

ST. LAURENCE

Designed by
Federico Martinez

B.



A.

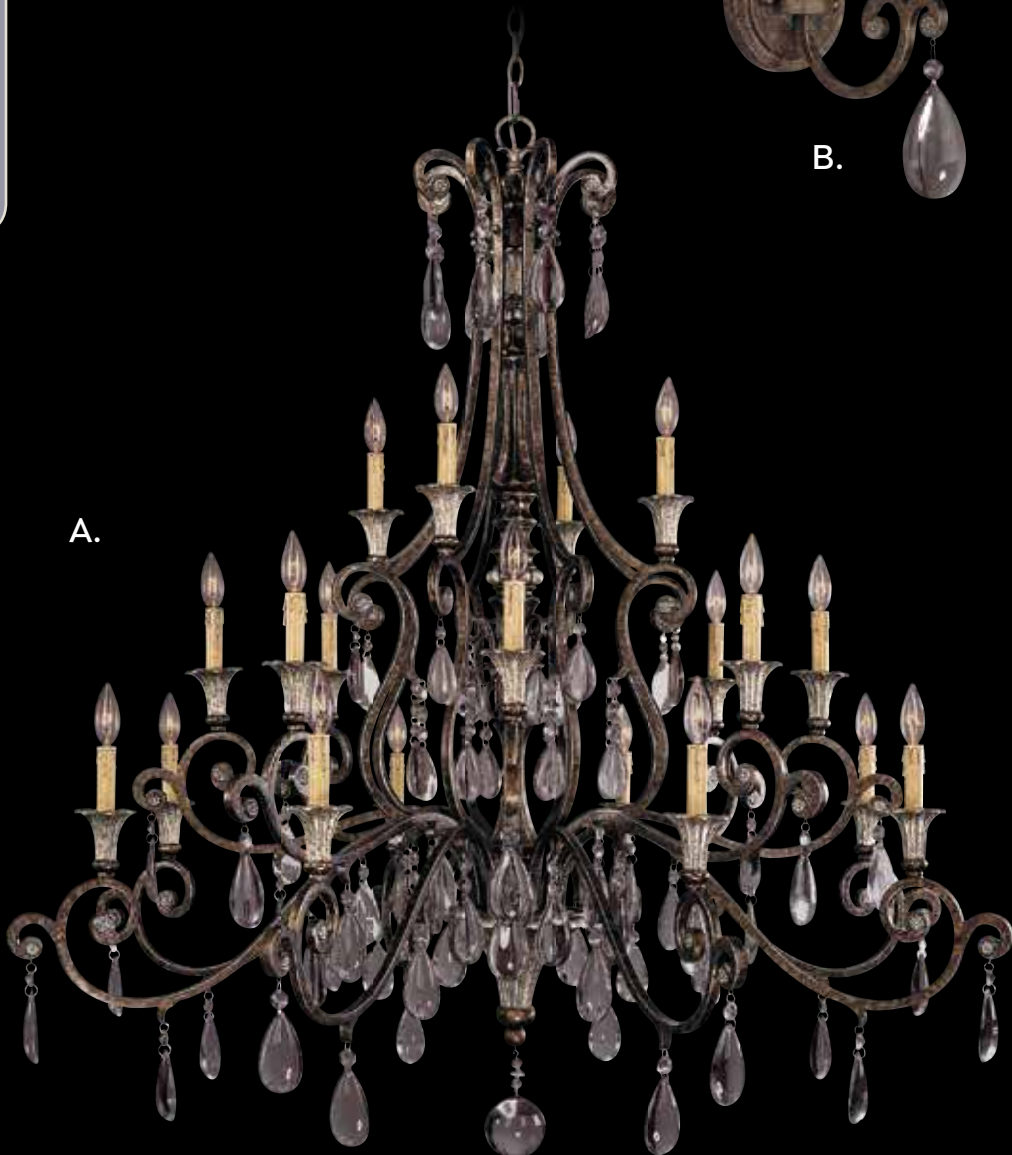


OLDE WORLD

ST. LAURENCE

Designed by
Federico Martinez

OLDE WORLD



A.



B.



C.

A. 1-3005-20-8
20-Light Chandelier
New Tortoise Shell w/Silver Finish
52"W x 53-1/2"H
20C 40W
Clear Crystal
Antique Cream Drip Candle Covers

B. 9-3009-1-8
1-Light Sconce
New Tortoise Shell w/Silver Finish
5"W x 16"H x 8"E
1C 60W
Clear Crystal
Antique Cream Drip Candle Cover

C. 9-3010-2-8
2-Light Sconce
New Tortoise Shell w/Silver Finish
12"W x 14-3/4"H x 6"E
2C 60W
Clear Crystal
Antique Cream Drip Candle Covers

D. 6-3008-2-8
2-Light Semi-Flush
New Tortoise Shell w/Silver Finish
16"W x 12"H
2E 100W
Cream Marble Glass

ST. LAURENCE

OLDE WORLD



D.



Semi-Flush, Page 486



Foyer, Page 474



Architectural, Page 672

FLORENCE



FLORENCE

Designed by
Federico Martinez

- A. 9-1409-2-56
2-Light Sconce
New Tortoise Shell Finish
14-3/4"W x 18"H x 5-7/8"E
2C 60W
Clear Crystal
Cream Beeswax Candle Covers

- B. 1-1404-18-56
18-Light Chandelier
New Tortoise Shell Finish
40"W x 41-1/2"H
18C 60W
Clear Crystal
Cream Beeswax Candle Covers



A.



B.

FLORENCE

OLDE WORLD



A.

Designed by
Federico Martinez

- A. 1-1401-8-56
8-Light Chandelier
New Tortoise Shell Finish
33"W x 31"H
8C 60W
Clear Crystal
Cream Beeswax Candle Covers



B.

- B. 1-1402-6-56
6-Light Chandelier
New Tortoise Shell Finish
28"W x 26-1/2"H
6C 60W
Clear Crystal
Cream Beeswax Candle Covers

- C. 1-1403-12-56
12-Light Chandelier
New Tortoise Shell Finish
33"W x 33-1/2"H
12C 60W
Clear Crystal
Cream Beeswax Candle Covers

FLORENCE

OLDE WORLD



C.

Designed by
Federico Martinez

FLORENCE




FLORENCE

Designed by
Federico Martinez



A.

- A. 3-1405-4-56
4-Light Foyer
New Tortoise Shell Finish
17-1/8"W x 20-1/2"H
4C 60W
Clear Crystal
Cream Beeswax Candle Covers



B.

- B. 3-1406-5-56
5-Light Foyer
New Tortoise Shell Finish
25"W x 28"H
5C 60W
Clear Crystal
Cream Beeswax Candle Covers

OLDE WORLD



Architectural, Page 674

ELIZABETH



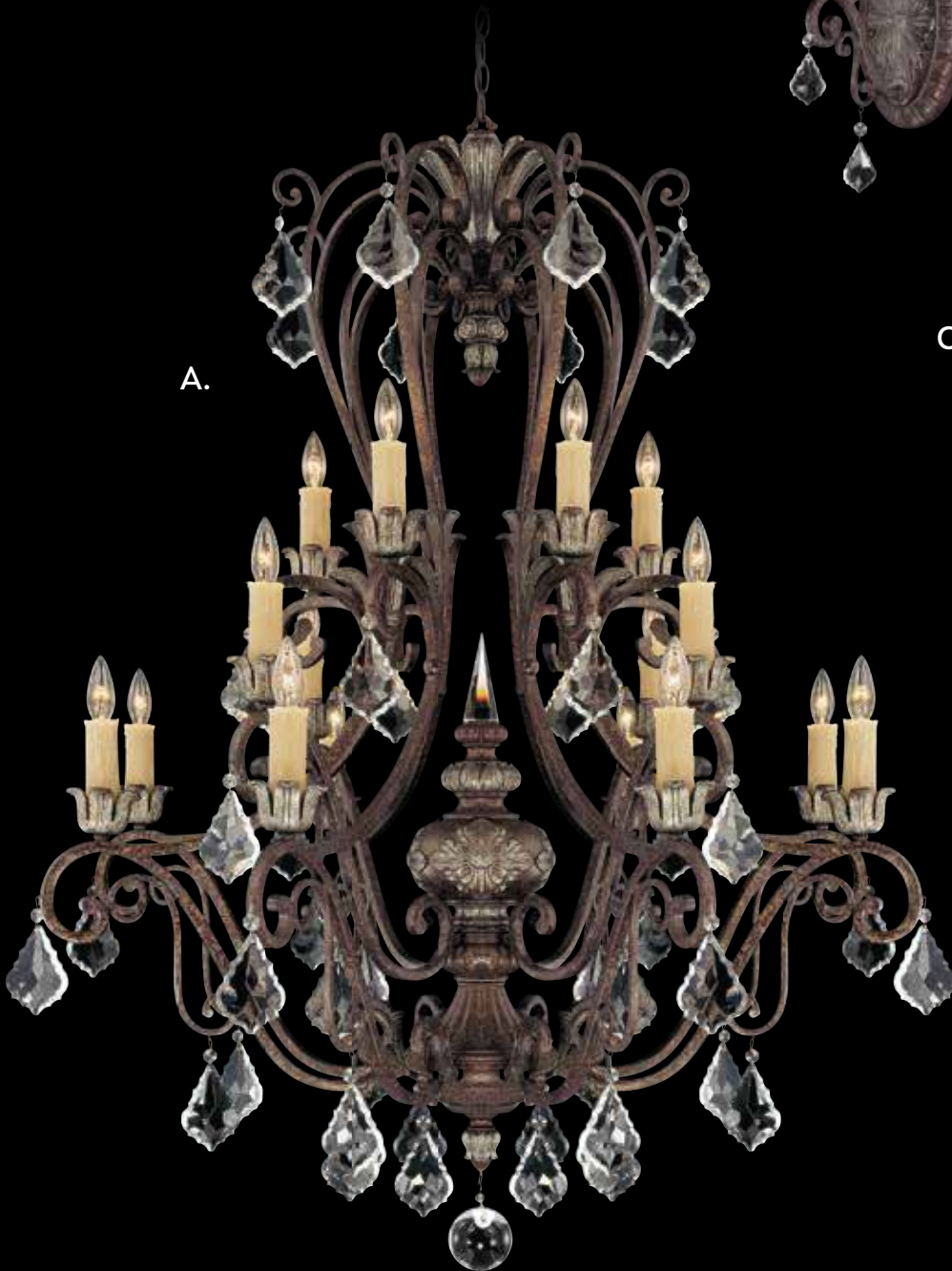
A. 1P-1553-16-8
16-Light Chandelier
New Tortoise Shell w/ Silver Finish
42"W x 55"H
16C 60W
Clear Crystal
Cream Beeswax Candle Covers

B. 9P-1557-1-8
1-Light Sconce
New Tortoise Shell w/ Silver Finish
4-7/8"W x 20-1/8"H x 7-1/4"E
1C 60W
Clear Crystal
Cream Beeswax Candle Cover

C. 9P-1557-2-8
2-Light Sconce
New Tortoise Shell w/ Silver Finish
13"W x 21-5/8"H x 7-1/4"E
2C 60W
Clear Crystal
Cream Beeswax Candle Covers

ELIZABETH

OLDE WORLD



ELIZABETH

OLDE WORLD



A.

A. 1P-1558-9-8
9-Light Chandelier
New Tortoise Shell w/ Silver Finish
33-1/2"W x 41"H
9C 60W
Clear Crystal
Cream Beeswax Candle Covers

B. 1P-1551-6-8
6-Light Chandelier
New Tortoise Shell w/ Silver Finish
26-1/2"W x 35-1/4"H
6C 60W
Clear Crystal
Cream Beeswax Candle Covers

C. 1P-1550-3-8
3-Light Chandelier
New Tortoise Shell w/ Silver Finish
14-1/2"W x 24-3/4"H
3C 60W
Clear Crystal
Cream Beeswax Candle Covers

ELIZABETH

OLDE WORLD



Architectural, Page 670

MARSEILLE

OLDE WORLD

Designed by
Federico Martinez



A.

A. 1-6202-6-241
6-Light Chandelier
Moroccan Bronze Finish
29"W x 33-1/2"H
6C 60W
Clear Crystal
Cream Beeswax Candle Covers

B. 1-6205-15-241
15-Light Chandelier
Moroccan Bronze Finish
43"W x 49"H
15C 60W
Clear Crystal
Cream Beeswax Candle Covers

MARSEILLE

OLDE WORLD


B.



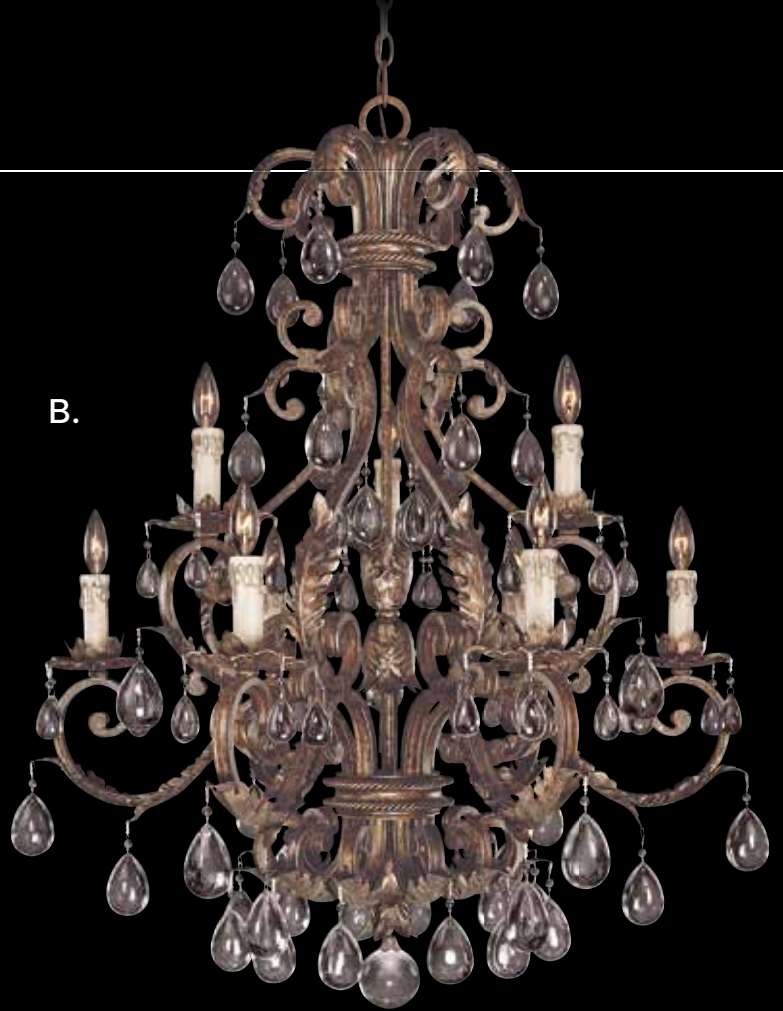
CHASTAIN

OLDE WORLD

A.



B.



- A. 1-5308-16-8
16-Light Chandelier
New Tortoise Shell w/Silver Finish
48-1/2"W x 67-1/2"H
16C 60W
Clear Crystals
Antique Cream Drip Candle Covers
- B. 1-5307-9-8
9-Light Chandelier
New Tortoise Shell w/Silver Finish
32-1/2"W x 42"H
9C 60W
Clear Crystals
Antique Cream Drip Candle Covers

CHASTAIN

OLDE WORLD



- C. 7-5311-5-8
5-Light Pendant
New Tortoise Shell
w/Silver Finish
26"W x 30-1/2"H
5E 100W
Clear Crystal
Cream Scavo Glass
- D. 6-5314-3-8
3-Light Semi-Flush
New Tortoise Shell
w/Silver Finish
20-1/2"W x 17-1/2"H
3E 100W
Clear Crystal
Cream Scavo Glass



Architectual, Page 680



Sconce, Page 636

MONTPELIER

OLDE WORLD



MONTPELIER



A.



B.

A. 1-2042-12-48
12-Light Chandelier
Statuary Bronze Finish
40-1/2"W x 44-1/2"H
12C 60W
Metal Candle Covers

B. 1-2041-9-48
9-Light Chandelier
Statuary Bronze Finish
35"W x 38"H
9C 60W
Metal Candle Covers

ELBA

OLDE WORLD



ELBA

OLDE WORLD



A. 1-2014-15-05
15-Light Chandelier
Oiled Copper Finish
48-1/2"W x 50-1/2"H
15C 60W
Ivory Beeswax Candle Covers



A.




BRIAN THOMAS
COLLECTION

ELBA

OLDE WORLD



A.



B.



C.

A. 6-2017-3-05
3-Light Semi-Flush
Oiled Copper Finish
17"W x 9"H
3E 100W
Cream Textured Glass

B. 9-2015-2-05
2-Light Sconce
Oiled Copper Finish
12"W x 24"H x 5-1/2"E
2C 60W
Ivory Beeswax Candle Covers

C. 1-2012-8-05
8-Light Chandelier
Oiled Copper Finish
36"W x 35"H
8C 60W
Ivory Beeswax Candle Covers

D. 1-2013-12-05
12-Light Chandelier
Oiled Copper Finish
37-1/2"W x 39"H
12C 60W
Ivory Beeswax Candle Covers



BRIAN THOMAS
COLLECTION



ELBA

OLDE WORLD



A. 7-2016-4-05
4-Light Pendant
Oiled Copper Finish
29-1/2"W x 33"H
4E 100W
Cream Textured Glass

B. 1-2010-6-05
6-Light Chandelier
Oiled Copper Finish
28-1/2"W x 29"H
6C 60W
Ivory Beeswax Candle Covers

C. 1-2011-8-05
8-Light Oval Chandelier
Oiled Copper Finish
40-1/2"L x 27-1/2"W x 21"H
8C 60W
Ivory Beeswax Candle Covers



BRIAN THOMAS
COLLECTION

A.



B.



C.



Architectural, Page 668

SAN GALLO

OLDE WORLD



A. 1-2233-15-25
15-Light Chandelier
Slate Finish
45"W x 42-1/4"H
15E 60W
Cream Scavo Glass Candles

B. 1-2232-12-25
12-Light Chandelier
Slate Finish
36-3/4"W x 36-7/8"H
12E 60W
Cream Scavo Glass Candles

SAN GALLO



PIERCE PAXTON

B.



A.



OLDE WORLD



Sconce, Page 637



Architectural, Page 682

KNIGHT

OLDE WORLD



KNIGHT



A.



B.

A. **1P-50203-9-16**
9-Light Chandelier
Antique Copper Finish
32"W x 37-3/4"H
9E 60W
Antique Marble Glass

B. **1P-50205-16-16**
16-Light Chandelier
Antique Copper Finish
40"W x 48"H
16E 60W
Antique Marble Glass

KNIGHT

OLDE WORLD



A.



B.

A. 1P-50219-5-16
5-Light Chandelier
Antique Copper Finish
26-3/4"W x 25"H
5E 60W
Antique Marble Glass

B. 1P-50201-6-16
6-Light Chandelier
Antique Copper Finish
28-1/2"W x 29"H
6E 60W
Antique Marble Glass



KNIGHT



C.



D.



E.

C. 7P-50202-3-16
3-Light Pendant
Antique Copper Finish
24"W x 30"H
3E 100W
Antique Marble Glass

D. 6P-50212-2-16
2-Light Semi-Flush
Antique Copper Finish
16"W x 15-1/2"H
2E 60W
Antique Marble Glass

E. 7P-50207-2-16
2-Light Pendant
Antique Copper Finish
18"W x 25"H
2E 100W
Antique Marble Glass

This design also available in:



Flush, Page 512



Bath, Page 599



Mini-Pendant, Page 436



Sconce, Page 637

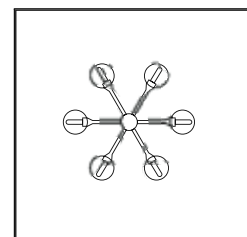
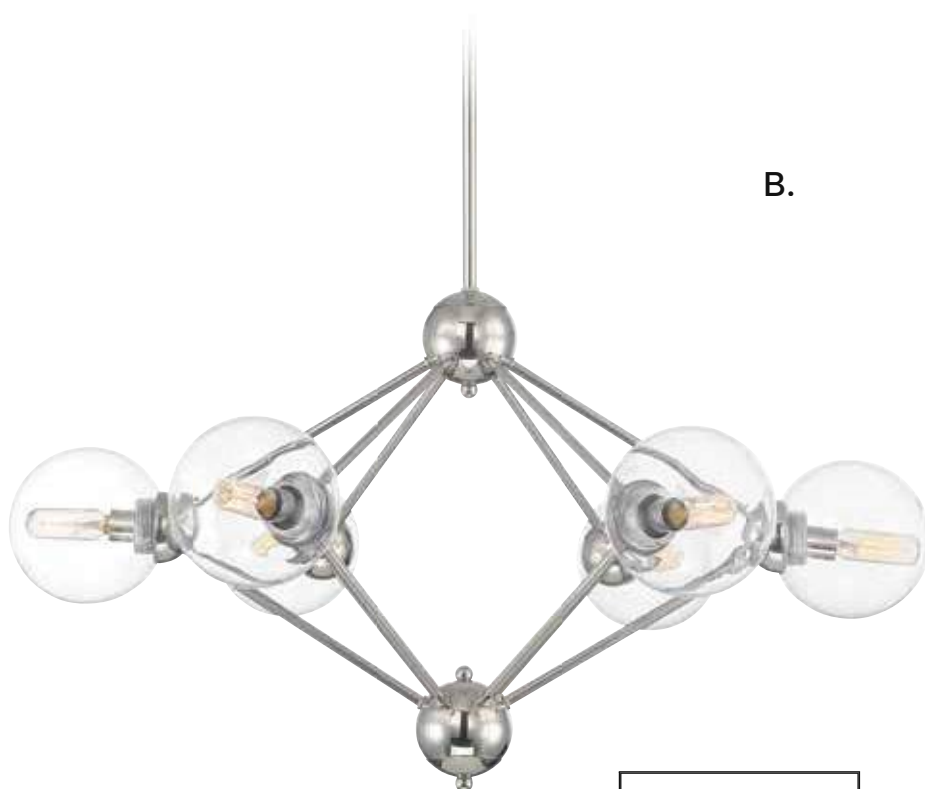
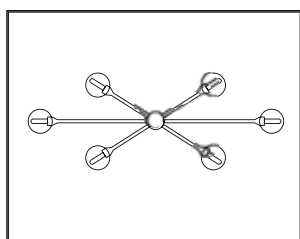
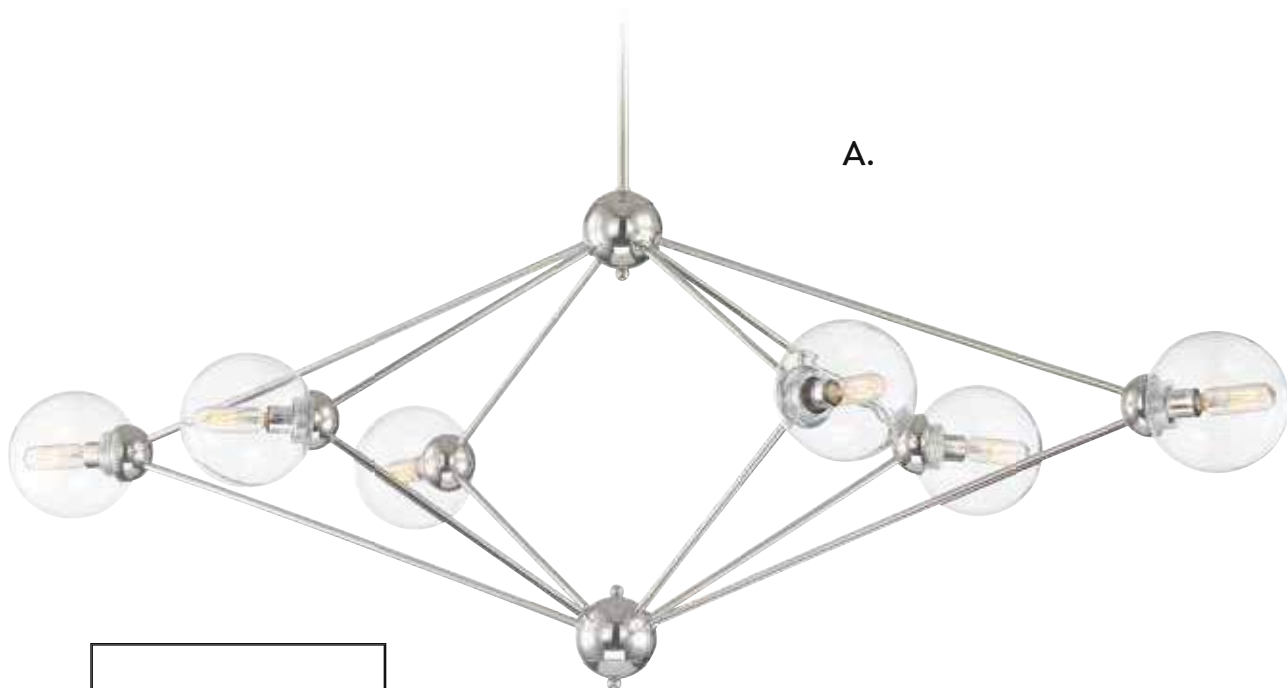


Trestle, Page 522

BONN

MID-CENTURY





A. 1-9092-6-109
 6-Light Chandelier
 Polished Nickel Finish
 52-1/2"L x 20-1/2"W x
 18-1/2"H
 Adj H 18-1/2" - 75-1/2"
 6C 60W
 30° Swivel
 Clear Glass

B. 1-9090-6-109
 6-Light Chandelier
 Polished Nickel Finish
 30"W x 16-1/2"H
 Adj H 16-1/2" - 73-1/2"
 6C 60W
 30° Swivel
 Clear Glass

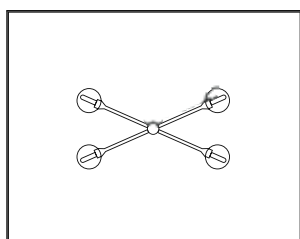
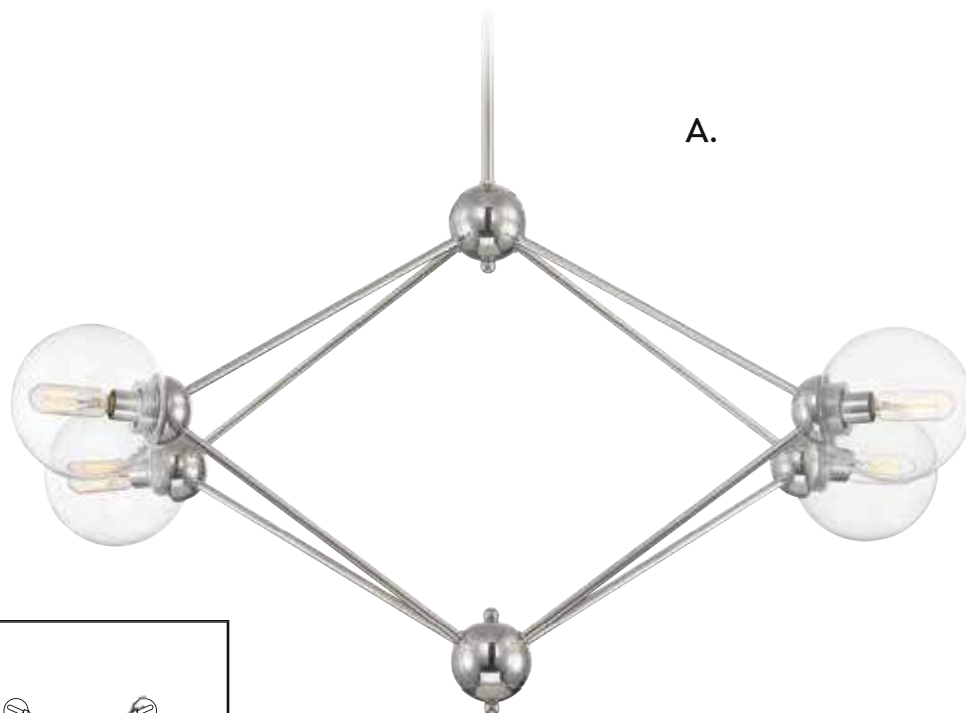
Options: 7-EXT-109 Extension Rod - 9-1/2"

BONN

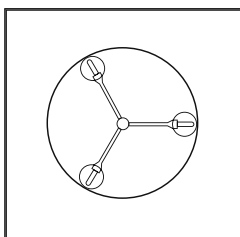
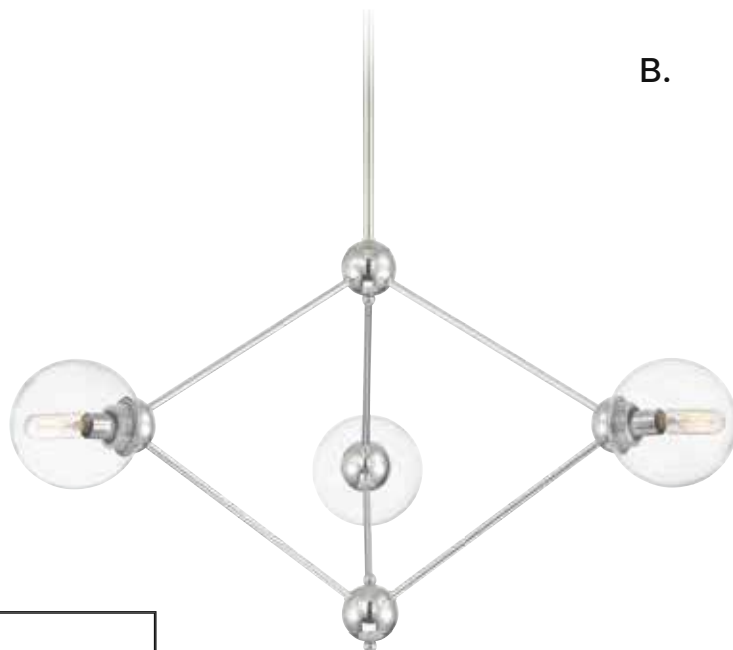
MID-CENTURY



A.



B.



- A. **1-9094-4-109**
 4-Light Chandelier
 Polished Nickel Finish
 31"L x 16-1/2"W x 18"H
 Adj H 18" - 75"
 4C 60W
 30" Swivel
 Clear Glass

- B. **1-9093-3-109**
 3-Light Chandelier
 Polished Nickel Finish
 33"W x 15-1/2"H
 Adj H 15-1/2" - 72-1/2"
 3C 60W
 30" Swivel
 Clear Glass

DUNBAR

MID-CENTURY



A. 1-9062-5-95
5-Light Chandelier
Warm Brass w/ Bronze Accents Finish
23"W x 25-1/2"H
Adj H 25-1/2" - 82-1/2"
5C 60W
30° Swivel
Clear Glass

B. 1-9061-5-95
5-Light Trestle
Warm Brass w/ Bronze Accents Finish
40"L x 4-3/4"W x 12-3/8"H
Adj H 12-3/8" - 69-3/8"
5C 60W
30° Swivel
Clear Glass

C. 7-9064-1-95
1-Light Mini-Pendant
Warm Brass w/ Bronze Accents Finish
4-3/4"W x 38-1/2"H
1C 60W
90° Swivel
Clear Glass

DUNBAR



BRIAN THOMAS
COLLECTION

A.



C.



B.



MID-CENTURY

Options: 7-EXT-13 Extension Rod - 9-1/2"

DUNBAR

MID-CENTURY




BRIAN THOMAS
COLLECTION

A.



B.



C.



Options: 7-EXT-13 Extension Rod - 9-1/2"

DUNBAR

MID-CENTURY



A. 7-9063-1-95

1-Light Pendant
Warm Brass w/ Bronze Accents Finish
12"W x 28-1/2"H
Adj H 28-1/2" - 85-1/2"
1E 100W
30° Swivel
Clear Glass

B. 9-9065-1-95


1-Light Sconce
Warm Brass w/ Bronze Accents Finish
4-3/4"W x 16"H x 6-3/4"E
1C 60W
Clear Glass

C. 1-9060-6-95

6-Light Chandelier
Warm Brass w/ Bronze Accents Finish
29"W x 28"H
Adj H 28" - 85"
6C 60W
30° Swivel
Clear Glass

LYRIQUE

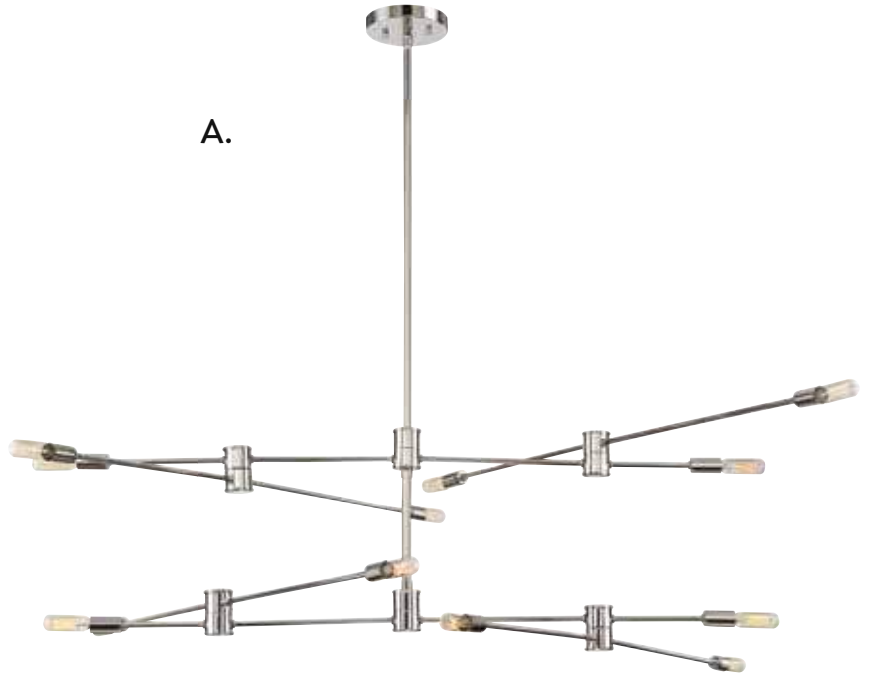
MID-CENTURY



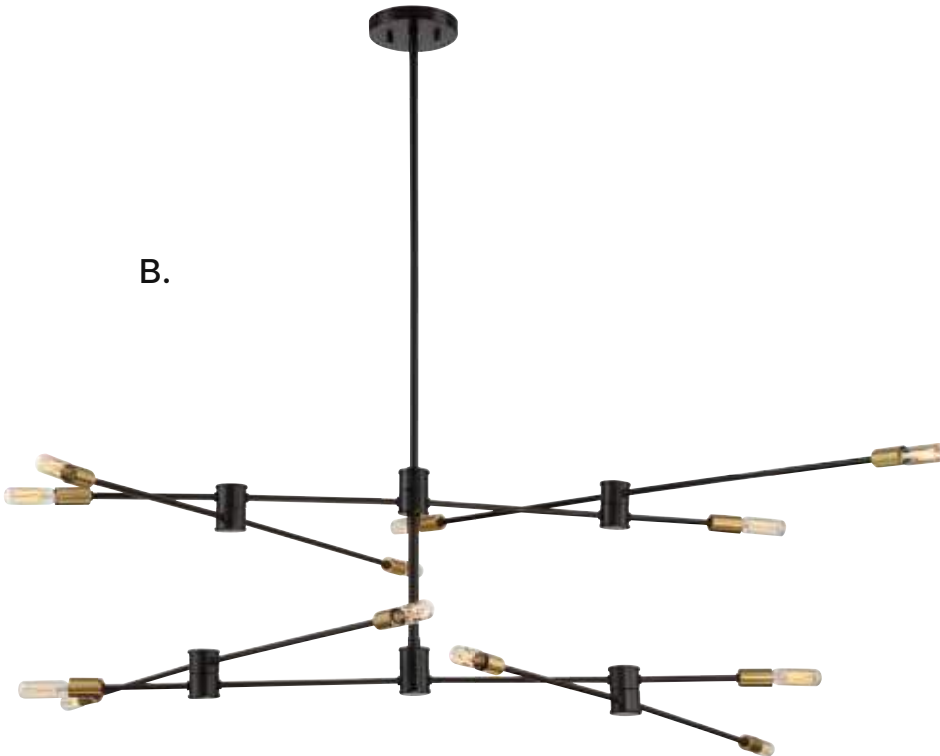
LYRIQUE

MID-CENTURY

A.



B.



A. 1-7001-12-109
Adjustable 12-Light Chandelier
Polished Nickel Finish
54-1/4"W x 15"H
Adj. H 15"-69"
12C 60W
30° Swivel

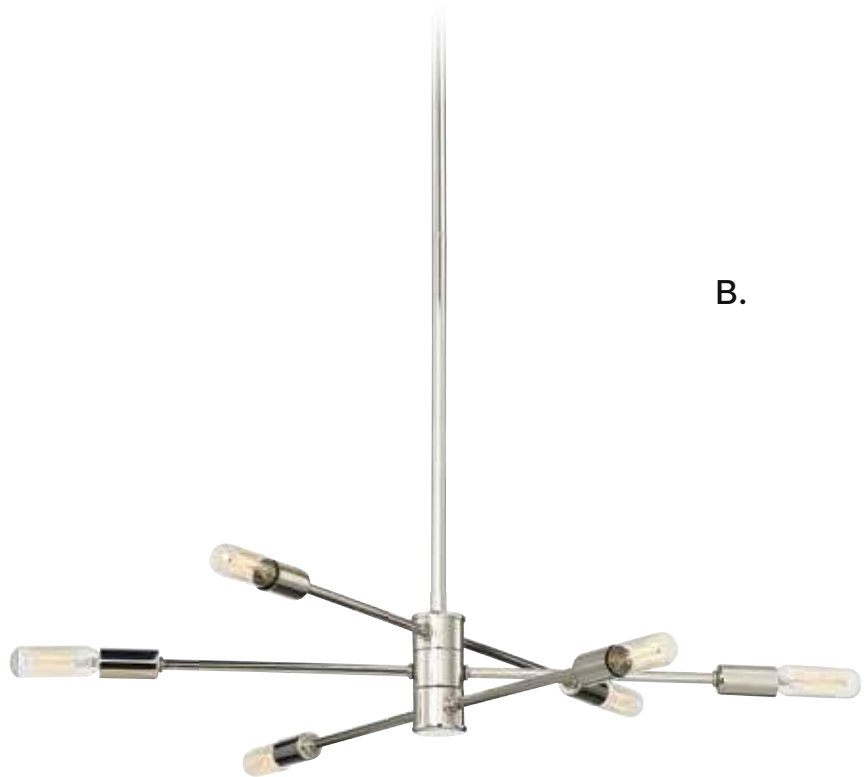

B. 1-7001-12-77
Adjustable 12-Light Chandelier
Bronze w/ Brass Accents Finish
54-1/4"W x 15"H
Adj. H 15"-69"
12C 60W
30° Swivel

Options: 7-EXT- Extension Rod - 9-1/2"

*Position of Chandeliers *can be* adjusted.

LYRIQUE

MID-CENTURY



Options: 7-EXT- Extension Rod - 9-1/2"

*Position of Chandeliers *can be* adjusted.

LYRIQUE

MID-CENTURY



A. 1-7000-6-77
Adjustable 6-Light Chandelier
Bronze w/ Brass Accents Finish
21-3/4"W x 7"H
Adj. H 7"-61"
6C 60W
30° Swivel

B. 1-7000-6-109
Adjustable 6-Light Chandelier
Polished Nickel Finish
21-3/4"W x 7"H
Adj. H 7"-61"
6C 60W
30° Swivel

LYRIQUE

MID-CENTURY



- A. 1-7002-3-77**
Adjustable 3-Light Foyer
Bronze w/ Brass Accents Finish
13-1/2"W x 17"H
Adj. H 17"-65"
3C 60W
30° Swivel
- B. 1-7002-3-109**
Adjustable 3-Light Foyer
Polished Nickel Finish
13-1/2"W x 17"H
Adj. H 17"-65"
3C 60W
30° Swivel

Options: 7-EXT- Extension Rod - 9-1/2"


*Position of Sconce & Foyer *can be* adjusted.

LYRIQUE

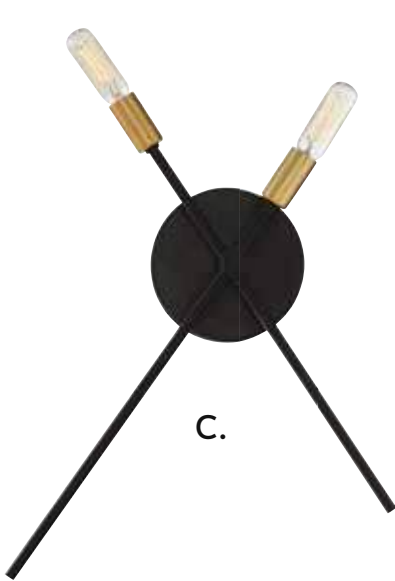
MID-CENTURY




E.



F.



C.



D.

C. 9-7004-2-77
Adjustable 2-Light Sconce
Bronze w/ Brass Accents Finish
16"W x 19"H x 3-1/2"E
2C 60W

D. 9-7004-2-109
Adjustable 2-Light Sconce
Polished Nickel Finish
16"W x 19"H x 3-1/2"E
2C 60W

E. 6-7003-8-109
8-Light Flush Mount
Polished Nickel Finish
19-1/2"L x 19-1/2"W x 4-3/4"H
8C 60W

F. 6-7003-8-77
8-Light Flush Mount
Bronze w/ Brass Accents Finish
19-1/2"L x 19-1/2"W x 4-3/4"H
8C 60W

GALEA

MID-CENTURY



A. 7-6099-24-322
24-Light Chandelier
Warm Brass Finish
23"W x 23"H
Adj. H 23"-71-1/2"
24C 25W
30" Swivel

B. 7-6099-24-109
24-Light Chandelier
Polished Nickel Finish
23"W x 23"H
Adj. H 23"-71-1/2"
24C 25W
30" Swivel

C. 7-6099-24-44
24-Light Chandelier
Classic Bronze Finish
23"W x 23"H
Adj. H 23"-71-1/2"
24C 25W
30" Swivel

GALEA

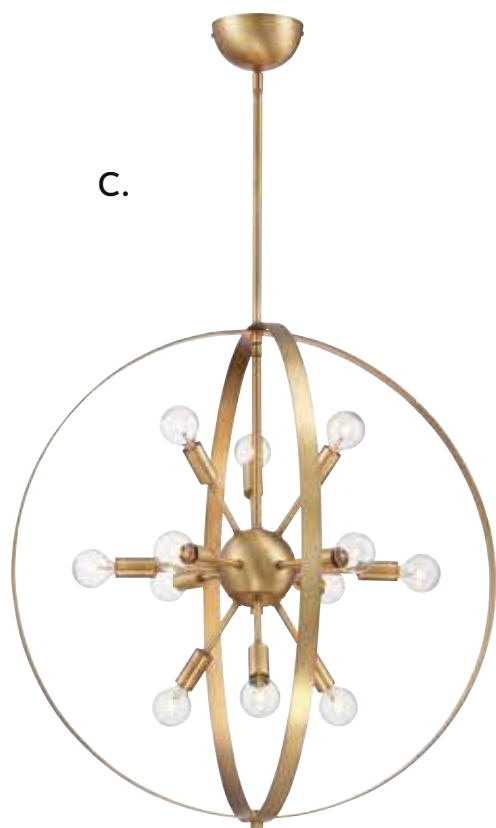
MID-CENTURY



Options: 7-EXT- Extension Rod - 9-1/2"

MARLY

MID-CENTURY



Options: 7-EXT- Extension Rod - 9-1/2"



A. 7-6098-12-109
 12-Light Chandelier
 Polished Nickel Finish
 24-1/2"W x 26-1/2"H
 Adj. H 26-1/2"-80-1/2"
 12C 60W
 30° Swivel

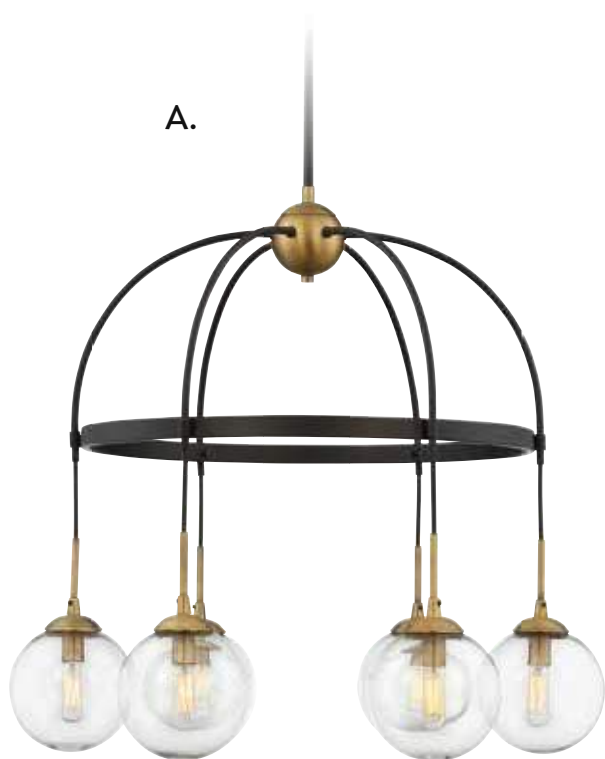
B. 7-6098-12-44
 12-Light Chandelier
 Classic Bronze Finish
 24-1/2"W x 26-1/2"H
 Adj. H 26-1/2"-80-1/2"
 12C 60W
 30° Swivel

C. 7-6098-12-322
 12-Light Chandelier
 Warm Brass Finish
 24-1/2"W x 26-1/2"H
 Adj. H 26-1/2"-80-1/2"
 12C 60W
 30° Swivel

FULTON

MID-CENTURY

A.



B.



C.

- A. 1-5002-6-79**
6-Light Chandelier
English Bronze & Warm Brass Finish
27"W x 30"H
Adj. H 30"-84"
6C 60W
30° Swivel
Clear Glass
- B. 1-5004-9-79**
9-Light Chandelier
English Bronze & Warm Brass Finish
33"W x 36-3/4"H
Adj. H 36-3/4"-90-3/4"
9C 60W
30° Swivel
Clear Glass
- C. 1-5003-8-79**
8-Light Chandelier
English Bronze & Warm Brass Finish
41-3/4"L x 16"W x 25-1/2"H
Adj. H 25-1/2"-70-1/2"
8C 60W
30° Swivel
Clear Glass

FULTON

MID-CENTURY



Options: 7-EXTLG-13 Extension Rod - 12"

Scence, Page 633



MACAULEY

MID-CENTURY



A.

A. 1-2060-5-51
5-Light Chandelier
Vintage Black w/ Warm Brass Finish
26"W x 24-7/8"H
Adj H 24-7/8" - 78-7/8"
5E 60W
30° Swivel
Clear Glass

B. 1-2062-3-51
3-Light Trestle
Vintage Black w/ Warm Brass Finish
35"W x 23-1/2"H
Adj H 23-1/2" - 77-1/2"
3E 100
30° Swivel
Clear Glass

B.



MACAULEY



MID-CENTURY

Options: 7-EXT-51 Extension Rod - 9-1/2"

MACAULEY

MID-CENTURY



A. 7-2064-1-51

1-Light Mini-Pendant
Vintage Black w/ Warm Brass Finish
4-3/4"W x 13"H
Adj H 13" - 133"
1E 100W
Clear Glass

B. 1-2061-5-51

5-Light Mini-Pendant
Vintage Black w/ Warm Brass Finish
17"W x 10-1/4"H
Adj H 10-1/4" - 130-1/4"
5E 100W
Clear Glass

C. 9-2065-1-51

1-Light Sconce
Vintage Black w/ Warm Brass Finish
4-3/4"W x 20"H x 7"E
1E 100W
Clear Glass

MACAULEY

MID-CENTURY


A.



B.



C.



PULASKI

MID-CENTURY



A.



B.



A. **1-800-3-02**
3-Light Chandelier
Oiled Bronze Finish
23-1/2"W x 20-5/8"H
3E 60W
Clear Glass

B. **1-802-5-02**
5-Light Chandelier
Oiled Bronze Finish
28"W x 20"H
5E 60W
Clear Glass

PULASKI

MID-CENTURY



B.



A. **1-801-5-02**
5-Light Multi-Point Chandelier
Oiled Bronze Finish
23"W x 13-1/2"H
Adj H 13-1/2" - 127-1/2"
5E 100W
Clear Glass


B. **7-804-1-02**
1-Light Pendant
Oiled Bronze Finish
9-1/2"W x 25"H
Adj H 25" - 53-1/2"
1E 100W
90° Swivel
Clear Glass

C. **1-803-3-02**
3-Light Trestle
Oiled Bronze Finish
42"L x 7-3/4"W x 26-1/8"H
3E 100W
Clear Glass



PULASKI

MID-CENTURY



Options: 7-EXT-02 Extension Rod - 9-1/2"

OBERYN

INDUSTRIAL



A. 1-9156-6-51

6-Light Chandelier
Vintage Black w/ Warm Brass Accents Finish
35"W x 16"H
Adj H 16"-73"
6C 60W
30° Swivel
Clear Seeded Glass

B. 1-9155-4-51

4-Light Chandelier
Vintage Black w/ Warm Brass Accents Finish
29"W x 6"H
Adj H 6"-63"
4C 60W
30° Swivel
Clear Seeded Glass


C. 9-9157-1-51

1-Light Sconce
Vintage Black w/ Warm Brass Accents Finish
5"W x 21-1/2"H x 5-1/2"E
1C 60W
Clear Seeded Glass

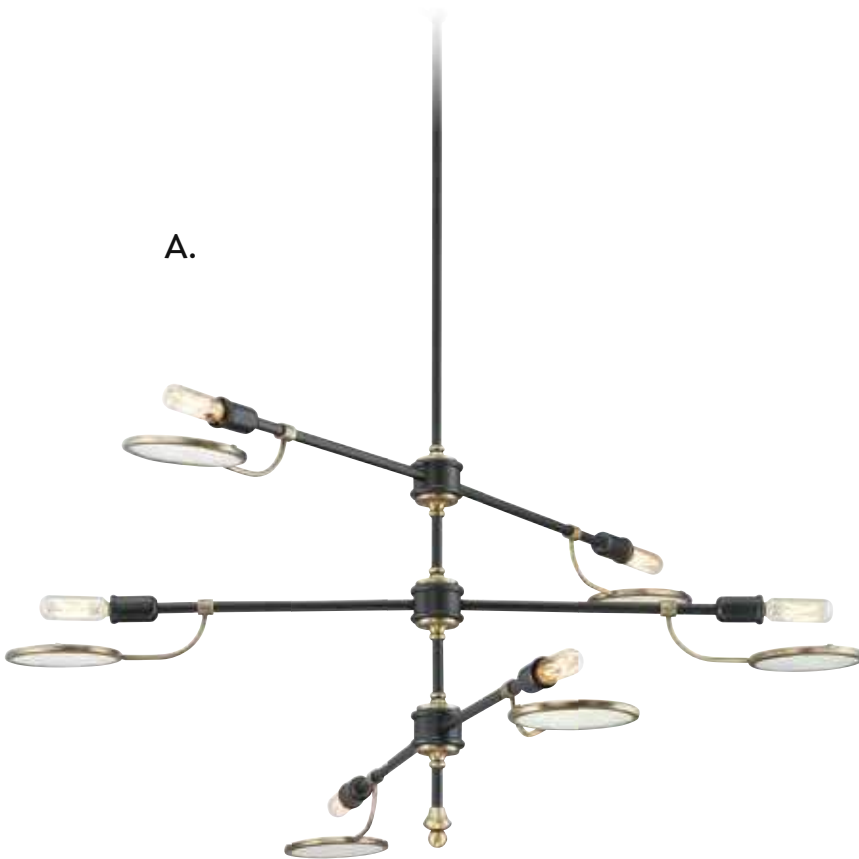
OBERYN



B.



A.



C.




INDUSTRIAL

Options: 7-EXT-51 Extension Rod - 9-1/2"

STRUCTURE

INDUSTRIAL



A.

NEW YORK



ESTABLISHED IN

1994

RAYMOND WAITES

HOME & DESIGN

AN ALOK GROUP CO.




A. 9-4304-2-242
 2-Light Sconce
 Aged Steel Finish
 15-1/2"W x 39-1/4"H x 9-1/2"E
 2C 60W
 Metal Mesh Shade
 Metal Candle Covers

B. 3-4302-4-242
 4-Light Foyer
 Aged Steel Finish
 9"W x 16-1/2"H
 4C 60W
 Metal Candle Covers

C. 7-4306-5-242
 5-Light Pendant
 Aged Steel Finish
 24"W x 21"H
 5C 60W
 Metal Mesh Shade
 Metal Candle Covers

D. 1-4301-4-242
 4-Light Oval Chandelier
 Aged Steel Finish
 34-1/2"L x 20"W x 26-3/4"H
 4C 60W
 Metal Mesh Shade
 Metal Candle Covers

STRUCTURE



INDUSTRIAL



VALCOUR

INDUSTRIAL



A.



B.

- A. **9-3094-1-73**
1-Light Sconce
Polished Nickel w/ Graphite &
Wood Accents Finish
8"W x 13"H x 5"E
2C 60W
Metal Candle Covers
- B. **6-3092-4-73**
4-Light Semi-Flush
Polished Nickel w/ Graphite
& Wood Accents Finish
16"W x 11-1/2"H
4C 60W
Metal Candle Covers
- C. **3-3091-8-73**
8-Light Foyer
Polished Nickel w/ Graphite
& Wood Accents Finish
18"W x 25" H
Adj. H 25"-81-1/2"
8C 60W
30" Swivel
Metal Candle Covers
- D. **7-3090-6-73**
6-Light Pendant
Polished Nickel w/ Graphite
& Wood Accents Finish
24"W x 8"H
Adj. H 8"-64-1/2"
6C 60W
30" Swivel
Metal Candle Covers
- E. **1-3093-6-73**
6-Light Trestle
Polished Nickel w/ Graphite
& Wood Accents Finish
36"L x 16"W x 9"H
Adj H 9" - 66"
6C 60W
30" Swivel



VALCOUR

C.



D.



E.



INDUSTRIAL

Options: 7-EXTLG-109 Extension Rod - 12"

WEXFORD

INDUSTRIAL



BRIAN THOMAS
COLLECTION



A.



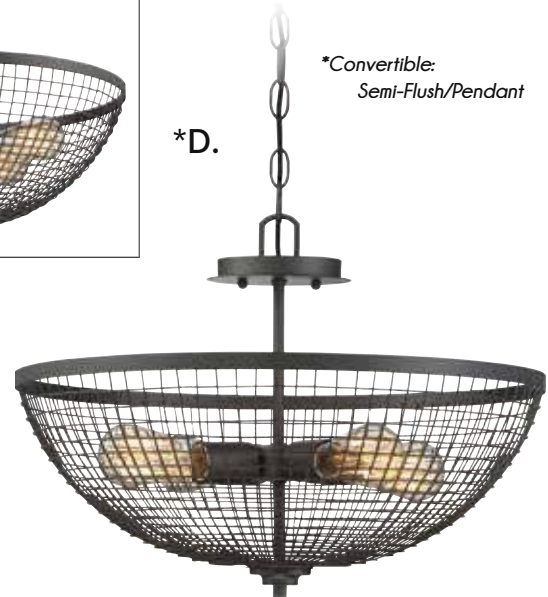
B.



C.



*D.



**Convertible:
Semi-Flush/Pendant*

A. 9-6023-1-83
1-Light Sconce
Remington Bronze Finish
6-3/4"W x 12"H x 8"E
1C 60W

B. 1-6021-8-83
8-Light Chandelier
Remington Bronze Finish
35"W x 28-1/2"H
8C 60W

C. 1-6020-5-83
5-Light Chandelier
Remington Bronze Finish
28"W x 24"H
5C 60W

D. 6-6022-4-83
4-Light Convertible
Semi-Flush/Pendant
Remington Bronze Finish
20"W x 13"H
4E 100W

WEXFORD

INDUSTRIAL



Bath, Page 555


ELGIN

INDUSTRIAL

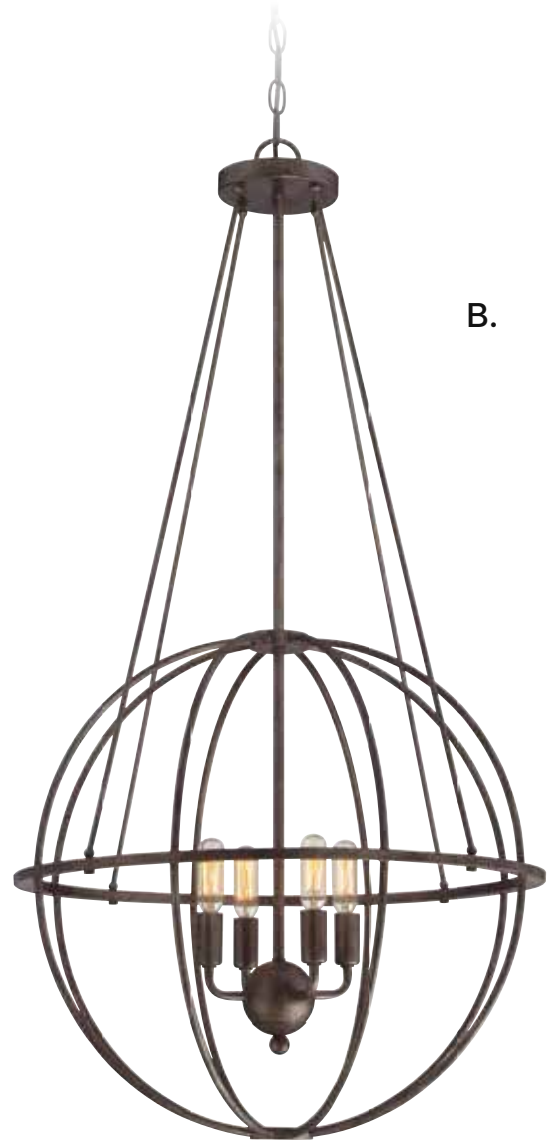


ELGIN

INDUSTRIAL



A.



B.

A. 1-580-6-42
6-Light Chandelier
Galaxy Bronze Finish
24"W x 21-1/2"H
Adj H 21-1/2" - 56"
6C 60W
30° Swivel
White Etched Glass

B. 7-581-4-42
4-Light Pendant
Galaxy Bronze Finish
20"W x 39"H
4C 60W
Metal Candle Covers

Options: 7-EXT-42 Extension Rod - 9-1/2"

NOUVEL

INDUSTRIAL



BRIAN THOMAS
COLLECTION



A. 6-2504-4-42
4-Light Semi-Flush/Pendant
Galaxy Bronze Finish
20"W x 16-1/2"H
4C 60W
Metal Candle Covers

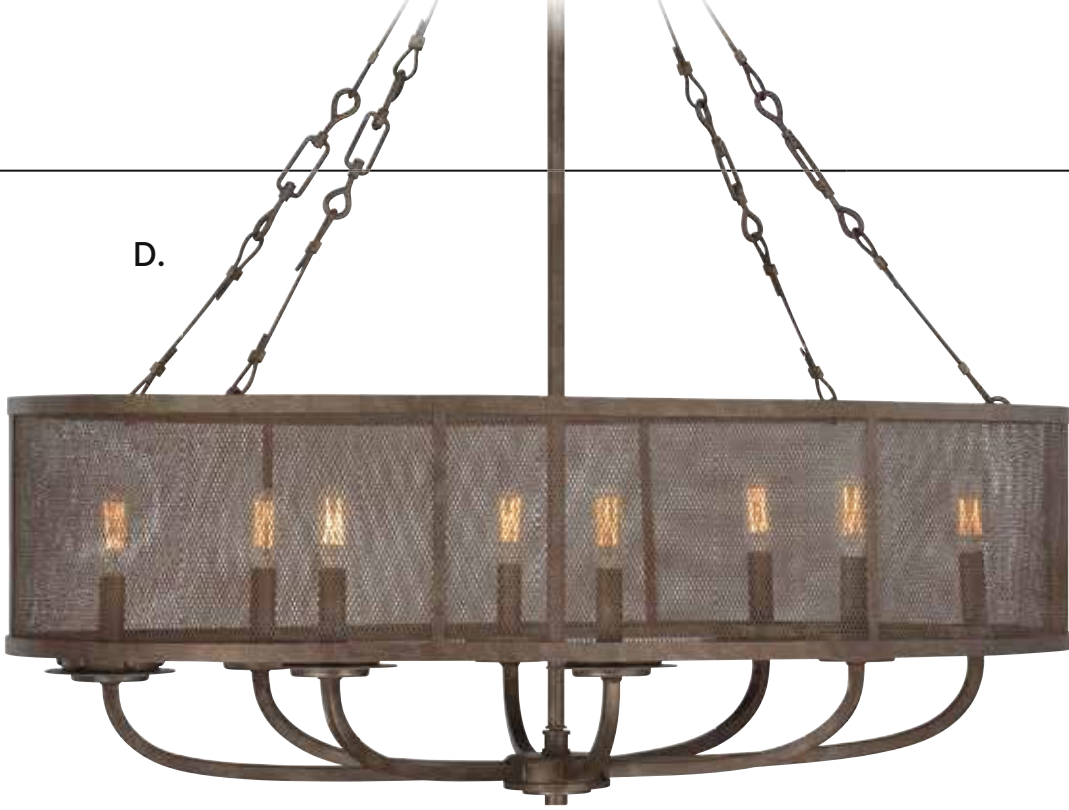
B. 7-2502-5-42
5-Light Pendant
Galaxy Bronze Finish
24"W x 31"H
5C 60W
Metal Candle Covers

C. 9-2505-2-42
2-Light Sconce
Galaxy Bronze Finish
10-3/4"W x 12-1/2"H x 6"E
2C 60W
Metal Candle Covers

D. 1-2501-8-42
8-Light Oval Chandelier
Galaxy Bronze Finish
38"L x 22"W x 34-1/2"H
8C 60W
Metal Candle Covers

E. 7-2503-1-42
1-Light Mini-Pendant
Galaxy Bronze Finish
7"W x 11"H
Adj. H 11"- 39-1/2"
1E 100W
90° Swivel

D.



INDUSTRIAL



*E.

*Options: 7-EXT-42 Extension Rod - 9-1/2"

DANSK

INDUSTRIAL



A. 9-6072-2-90
2-Light Sconce
Galvanized Metal Finish
5-3/8"W x 17-7/8"H x 7"E
2C 60W
Clear Seeded Glass


B. 1-6071-5-90
5-Light Pendant
Galvanized Metal Finish
18"W x 35"H
Adj. H 35"-89"
5C 60W
90° Swivel
Clear Seeded Glass

C. 1-6070-5-90
5-Light Chandelier
Galvanized Metal Finish
24"W x 29"H
Adj. H 29"-83"
5C 60W
90° Swivel
Clear Seeded Glass

A.



B.



C.



Options: 7-EXTXLG-90 Extension Rod - 15"

Sconce, Page 646

Bath, Page 552

ORSAY

INDUSTRIAL



ORSAY



A. 1-4330-5-27
5-Light Chandelier
Industrial Steel Finish
26"W x 23"H
5E 60W
Clear Glass

INDUSTRIAL



BRIAN THOMAS
COLLECTION



A.

ORSAY



*A.



BRIAN THOMAS
COLLECTION

ORSAY

INDUSTRIAL

- A. 7-4332-1-27**
1-Light Mini-Pendant
Industrial Steel Finish
4-3/4"W x 11"H
Adj. H 11" - 39-1/2"
1E 60W
90° Swivel
Clear Glass
- B. 9-4333-2-27**
2-Light Sconce
Industrial Steel Finish
12"W x 9-1/2"H x 4-3/4"E
2E 60W
Clear Glass
- C. 8-4334-2-27**
2-Light Bath Bar
Industrial Steel Finish
12"W x 8-1/2"H 5-1/2"E
2E 60W
Clear Glass
- D. 8-4334-3-27**
3-Light Bath Bar
Industrial Steel Finish
20"W x 8-1/2"H 5-1/2"E
3E 60W
Clear Glass
- E. 8-4334-4-27**
4-Light Bath Bar
Industrial Steel Finish
28"W x 8-1/2"H 5-1/2"E
4E 60W
Clear Glass

- *Options:**
7-EXT-27
Extension Rod
9-1/2"



MAVERICK

INDUSTRIAL



- A. 1-5152-12-32**
12-Light Chandelier
Artisan Rust Finish
40"W x 33"H
12E 60W
Hammered Mercury Glass


BRIAN THOMAS
COLLECTION

A.



INDUSTRIAL

MAVERICK

INDUSTRIAL



BRIAN THOMAS
COLLECTION



A.



B.



C.

- A. 9-5153-2-32**
 2-Light Sconce
 Artisan Rust Finish
 10-1/4"W x 18"H x 6-1/2"E
 2E 100W
 Hammered Mercury Glass
- B. 1-5151-8-32**
 8-Light Chandelier
 Artisan Rust Finish
 33-1/2"W x 32-1/2"H
 8E 60W
 Hammered Mercury Glass
- C. 1-5150-6-32**
 6-Light Chandelier
 Artisan Rust Finish
 28"W x 28"H
 6E 60W
 Hammered Mercury Glass

DARIAN




A.



A. 9-4903-1-02
1-Light Sconce
Oiled Bronze Finish
6"W x 15"H x 7"E
1E 100W
Smoked Water Glass

B. 1-4900-8-02
8-Light Chandelier
Oiled Bronze Finish
32"W x 36"H
8E 60W
Smoked Water Glass

C. 1-4902-4-02
4-Light Trestle
Oiled Bronze Finish
6"W x 61"H
4E 100W
30" Swivel
Smoked Water Glass




B.

INDUSTRIAL



RAYMOND WAITES

HOME & DESIGN
AN ALOK GROUP CO.



C.

Options: 7-EXTLG-02 Extension Rod - 12"

PRADO

INDUSTRIAL



PRADO

INDUSTRIAL



A.



B.



C.

A. 9-3083-1-02
1-Light Sconce
Oiled Bronze Finish
5-1/4"W x 13"H x 5"E
1C 60W
Metal Candle Cover

B. 1-3080-6-02
6-Light Chandelier
Oiled Bronze Finish
29"W x 24"H
6C 60W
Metal Candle Covers

C. 1-3081-8-02
8-Light Chandelier
Oiled Bronze Finish
35"W x 27"H
8C 60W
Metal Candle Covers

TULSA

INDUSTRIAL



Semi-Flush, Page 481




Sconce, Page 658

TULSA

INDUSTRIAL



A.



B.



C.

A. 7-6052-3-13
3-Light Pendant
English Bronze Finish
16-1/2"W x 21-1/4"H
3E 100W
Clear Glass

B. 1-6060-3-13
3-Light Chandelier
English Bronze Finish
20"W x 24"H
3C 60W
Clear Glass
Metal Candle Covers

C. 1-6061-5-13
5-Light Chandelier
English Bronze Finish
26"W x 25"H
5C 60W
Clear Glass
Metal Candle Covers

WINDSUNG

INDUSTRIAL



A.



RAYMOND WAITES

HOME & DESIGN
AN ALOK GROUP CO.



A. 9-6822-2-13
2-Light Sconce
English Bronze Finish
12"W x 18-1/2"H x 6-1/2"E
2 T8C 60W
Metal Candle Covers
40T8C Bulbs Included

B. 3-6821-4-13
4-Light Foyer
English Bronze Finish
16"W x 33"H
4 T8C 60W
40T8C Bulbs Included

C. 7-5370-1-13
1-Light Pendant
English Bronze Finish
11-1/2"W x 12-3/4"H
1E 100W
Clear Glass

D. 1-6824-8-13
8-Light Chandelier
English Bronze Finish
27"W x 28-3/4"H
8 T8C 60W
Metal Candle Covers
40T8C Bulbs Included

WINDSUNG

B.



C.



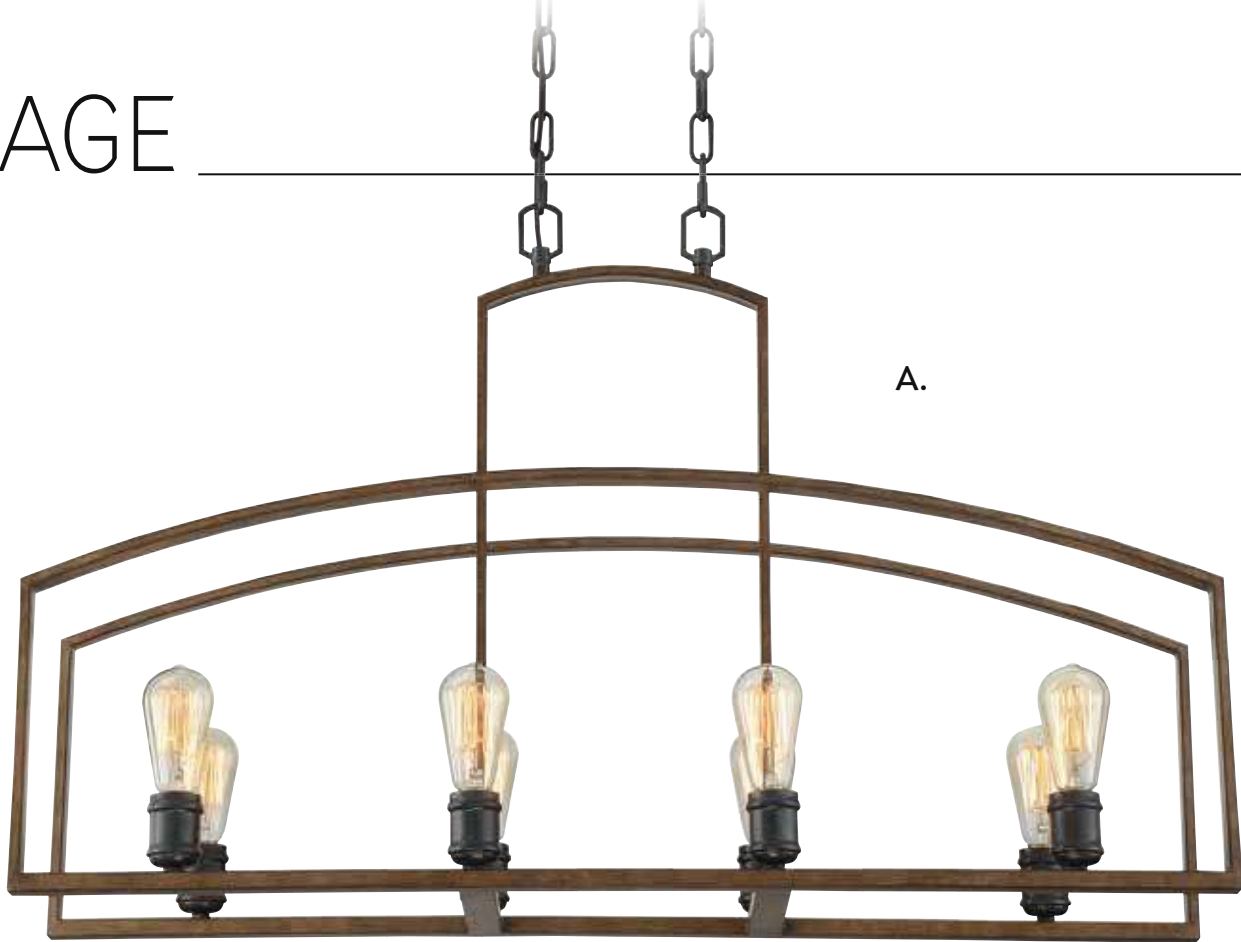
D.



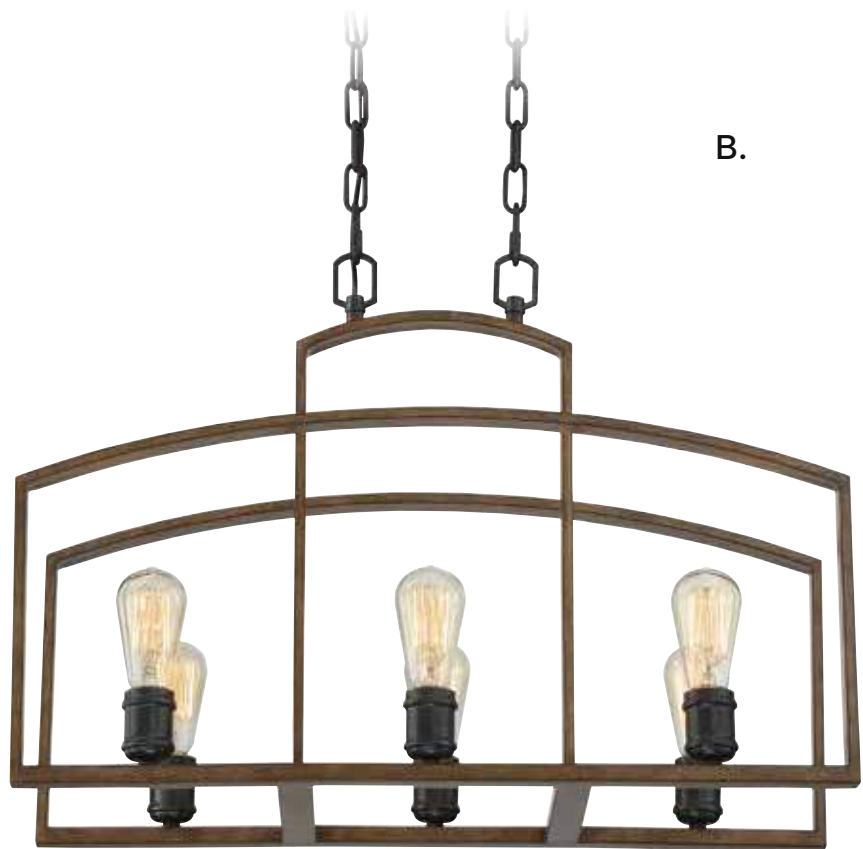
INDUSTRIAL

GAGE

INDUSTRIAL



A.



B.

A. **1-6059-8-87**
8-Light Trestle
Woodland Bronze Finish
38-3/4"L x 12"W x 24"H
8E 100W

B. **1-6057-6-87**
6-Light Chandelier
Woodland Bronze Finish
27-1/2"L x 12"W x 20"H
6E 100W



C.

C. 1-6058-4-87
4-Light Chandelier
Woodland Bronze Finish
19"L x 12"W x 19"H
4E 100W



SANTINA

INDUSTRIAL



A. 6-1182-4-13

4-Light Convertible
Semi-Flush/Pendant
English Bronze Finish
18"W x 9"H
Adj H 9" - 63"
4C 60W
30° Swivel
Metal Candle Covers

B. 1-1181-6-13

6-Light Oval Chandelier
English Bronze Finish
28"W x 18-1/4"H
Adj H 18-1/4" - 72-1/4"
6C 60W
30° Swivel
Metal Candle Covers

C. 1-1180-5-13

5-Light Chandelier
English Bronze Finish
38"L x 14"W x 17-1/4"H
Adj H 17-1/4" - 71-1/4"
5C 60W
30° Swivel
Metal Candle Covers

SANTINA

INDUSTRIAL



**Convertible:
Semi-Flush/Pendant*

*A.



**B.



*C.

*Options: 7-EXTLG-13 Extension Rod - 12"

**Options: 7-EXT-13 Extension Rod - 9-1/2"

BERLIN

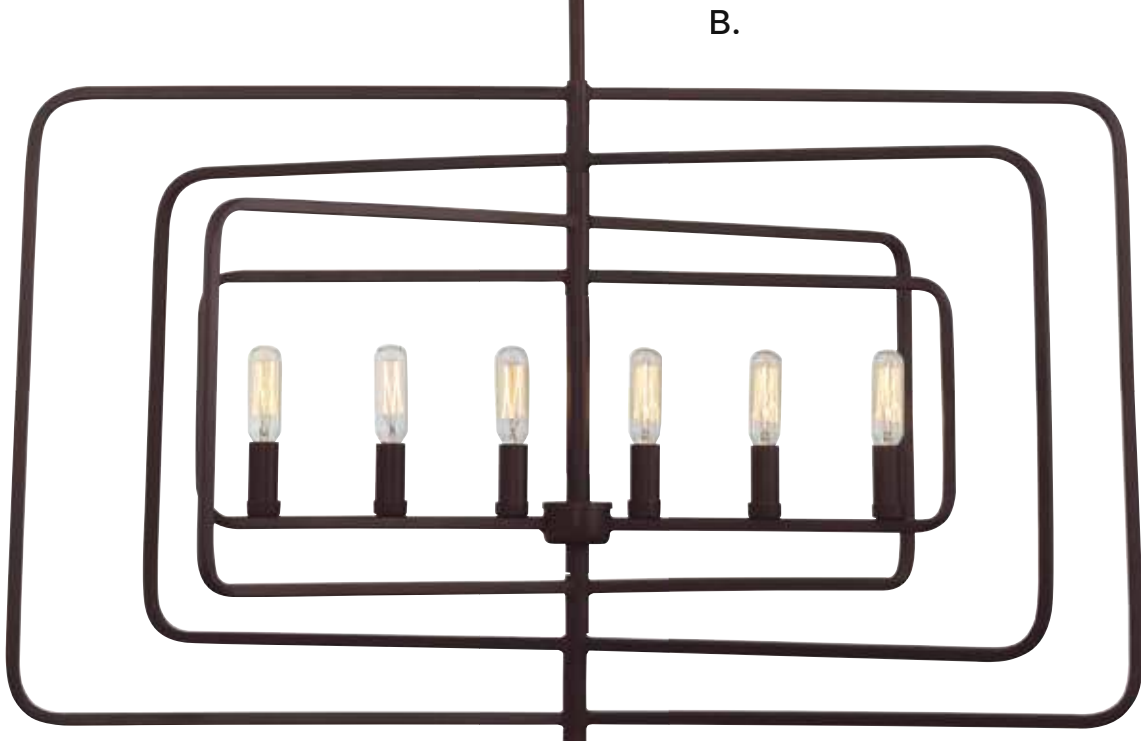
INDUSTRIAL



A. 7-824-1-13
1-Light Mini-Pendant
English Bronze Finish
9"L x 3-3/4"W x 19-1/2"H
Adj. H 19-1/2" - 48"
1E 100W
90° Swivel
Metal Candle Cover

B. 1-820-6-13
6-Light Chandelier
English Bronze Finish
32"L x 28"W x 21-1/4"H
Adj H 21-1/4" - 75-1/4"
6C 60W
30° Swivel
Metal Candle Covers

BERLIN



INDUSTRIAL

Options: 7-EXT-13 Extension Rod - 9-1/2"

*The rings of the chandelier and mini-pendant are adjustable and can rotate into different positions.

BERLIN

INDUSTRIAL



A. 3-821-4-13
4-Light Foyer
English Bronze Finish
9-1/4"L x 9-1/4"W x 18-3/4"H
Adj H 18-3/4" - 72-3/4"
4C 60W
30° Swivel
Metal Candle Covers

B. 3-823-9-13
9-Light Foyer
English Bronze Finish
20-1/2"L x 20-1/2"W x 33"H
Adj H 33" - 87"
9C 60W
30° Swivel
Metal Candle Covers

C. 3-822-5-13
5-Light Foyer
English Bronze Finish
16-1/2"L x 16-1/2"W x 27"H
Adj H 27" - 81"
5C 60W
30° Swivel
Metal Candle Covers

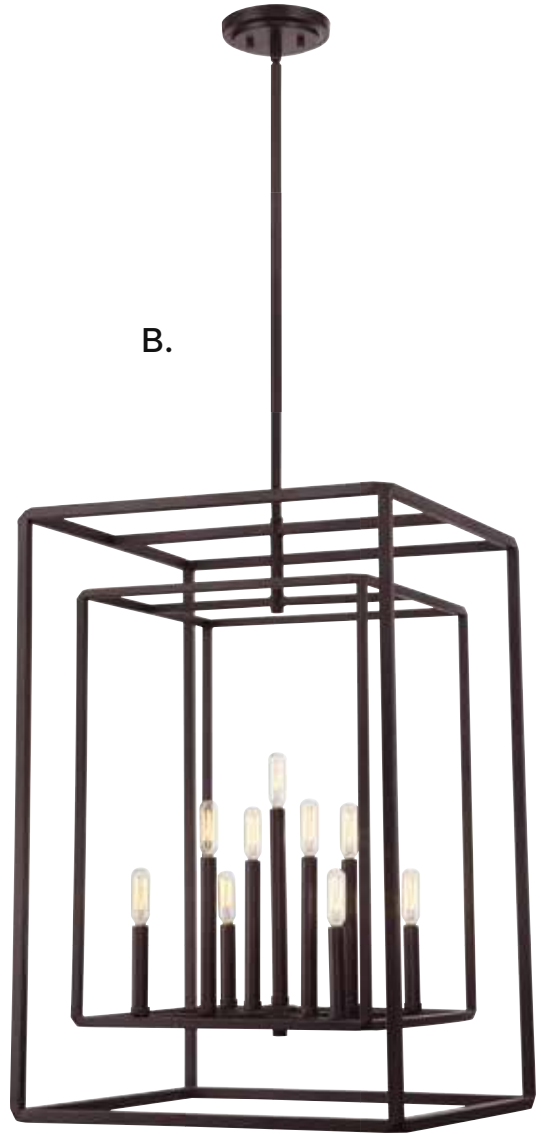
BERLIN

INDUSTRIAL

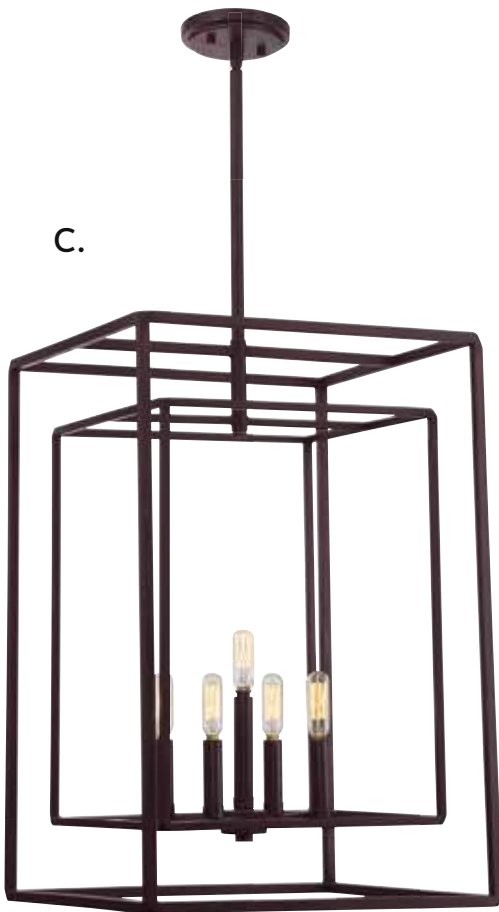
A.



B.



C.



Options: 7-EXTLG-13 Extension Rod - 12"

BERLIN

INDUSTRIAL



A. 3-821-4-212

4-Light Foyer
Argentum & Gold Finish
9-1/4"L x 9-1/4"W x 18-3/4"H
Adj H 18-3/4" - 72-3/4"
4C 60W
30° Swivel
Metal Candle Covers

B. 3-823-9-212

9-Light Foyer
Argentum & Gold Finish
20-1/2"L x 20-1/2"W x 33"H
Adj H 33" - 87"
9C 60W
30° Swivel
Metal Candle Covers

C. 3-822-5-212

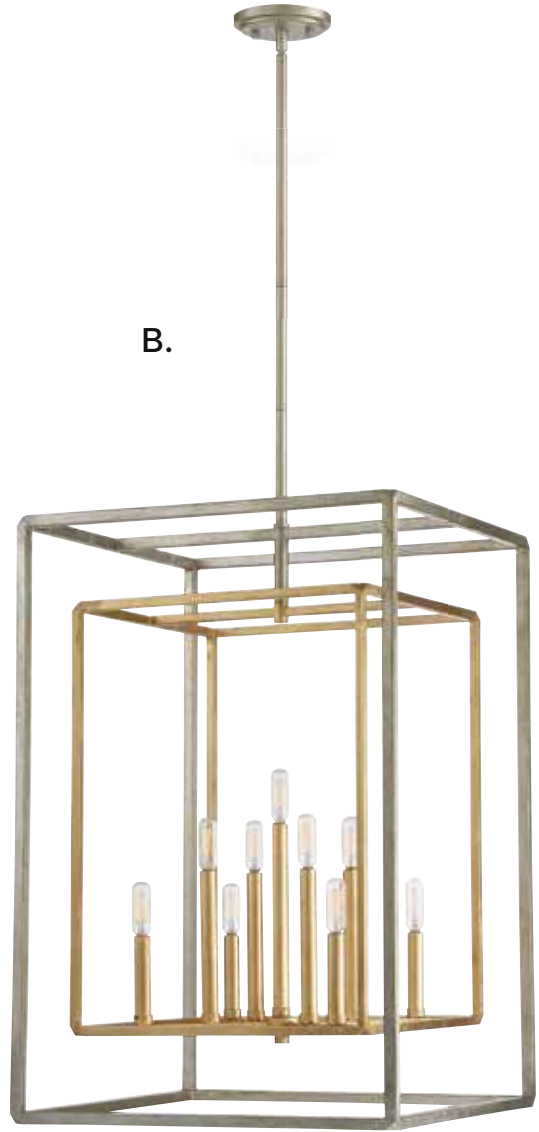
5-Light Foyer
Argentum & Gold Finish
16-1/2"L x 16-1/2"W x 27"H
Adj H 27" - 81"
5C 60W
30° Swivel
Metal Candle Covers

BERLIN

A.



B.



C.



INDUSTRIAL

Options: 7-EXTLG-211 Extension Rod - 12"

CONNELL

INDUSTRIAL





BRIAN THOMAS COLLECTION



A.



B.



C.

- A. 7-576-1-13**
1-Light Mini-Pendant
English Bronze Finish
5-1/2"W x 13-1/2"H
Adj. H 13-1/2" - 42"
1E 100W
90° Swivel
Clear Seeded Glass
- B. 1-570-3-13**
3-Light Chandelier
English Bronze Finish
23"W x 21"H
3E 60W
Clear Seeded Glass
- C. 1-571-5-13**
5-Light Chandelier
English Bronze Finish
26"W x 21-1/2"H
5E 60W
Clear Seeded Glass

CONNELL

INDUSTRIAL



A.

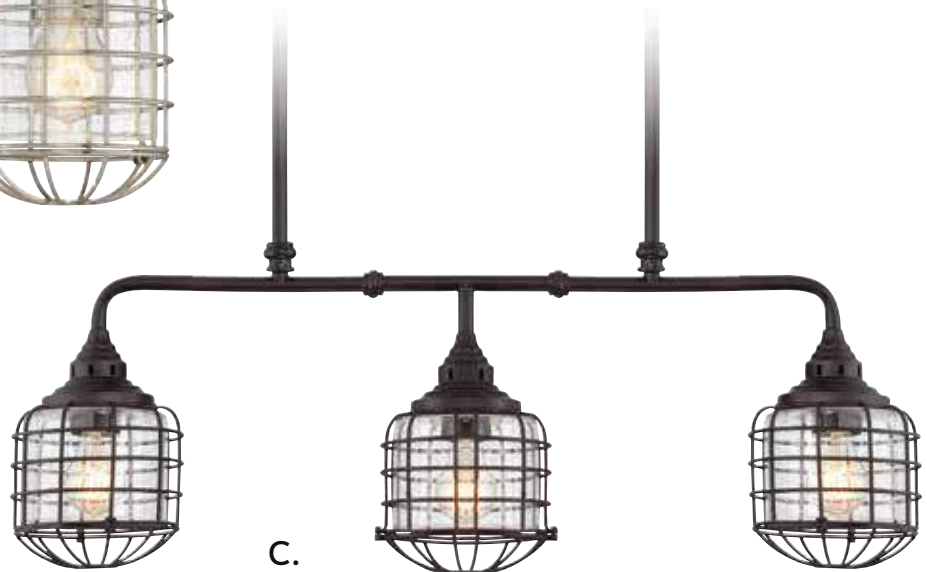
B.



BRIAN THOMAS
COLLECTION



BRIAN THOMAS
COLLECTION



C.

Options: 7-EXTLG-13 Extension Rod - 12"

CONNELL


INDUSTRIAL



D.



E.



F.



G.

- A. **9-575-1-13**
1-Light Sconce
English Bronze Finish
5-3/4"W x 13"H x 8-1/2"E
1E 100W
Clear Seeded Glass
- B. **9-575-1-SN**
1-Light Sconce
Satin Nickel Finish
5-3/4"W x 13"H x 8-1/2"E
1E 100W
Clear Seeded Glass
- C. **1-572-3-13**
3-Light Island
English Bronze Finish
35"L x 6-1/2"W x 14-3/4"H
Adj H 14-3/4" - 68-3/4"
3E 100W
30° Swivel
Clear Seeded Glass
- D. **6-574-3-SN**
3-Light Semi-Flush
Satin Nickel Finish
16"W x 10"H
3E 100W
Clear Seeded Glass
- E. **6-574-3-13**
3-Light Semi-Flush
English Bronze Finish
16"W x 10"H
3E 100W
Clear Seeded Glass
- F. **7-573-3-SN**
3-Light Pendant
Satin Nickel Finish
20"W x 13"H
Adj H 13" - 67"
3E 100W
30° Swivel
Clear Seeded Glass
- G. **7-573-3-13**
3-Light Pendant
English Bronze Finish
20"W x 13"H
Adj H 13" - 67"
3E 100W
30° Swivel
Clear Seeded Glass


BRIAN THOMAS
COLLECTION

Options: 7-EXTLG-13 Extension Rod - 12"



Bath, Page 556

FAIRFIELD

INDUSTRIAL



A. 1-392-3-11
3-Light Trestle
Polished Chrome Finish
36-1/2"L x 9-3/4"W x 21"H
Adj H 21" - 75"
3E 60W
30° Swivel
Clear Glass

A.

Options: 7-EXTLG-11 Extension Rod - 12"

FAIRFIELD

INDUSTRIAL



B.



C.



D.

B. 9-393-1-11
1-Light Sconce
Polished Chrome Finish
8"W x 12-3/4"H x 8-3/4"E
1E 100W
Clear Glass

C. 1-391-5-11
5-Light Chandelier
Polished Chrome Finish
30"W x 21"H
Adj H 21" - 75"
5E 60W
30° Swivel
Clear Glass

D. 1-390-3-11
3-Light Chandelier
Polished Chrome Finish
26"W x 21"H
Adj H 21" - 75"
3E 60W
30° Swivel
Clear Glass



Bath, Page 560

Options: 7-EXTLG-11 Extension Rod - 12"

TRUDY

MAIN STREET



A.



B.




A. **1-7130-5-13**
5-Light Chandelier
English Bronze Finish
25"W x 22-1/4"H
5C 60W
Seeded Glass
Metal Candle Covers

B. **1-7131-9-13**
9-Light Chandelier
English Bronze Finish
27-1/2"W x 30-3/4"H
9C 60W
Seeded Glass
Metal Candle Covers

TRUDY

MAIN STREET





A.



B.



C.

- A. **9-7134-1-13**
 1-Light Sconce
 English Bronze Finish
 5-1/4"W x 11-1/4"H x 6-1/2"E
 1C 60W
 Seeded Glass
 Metal Candle Cover
- B. **3-7132-3-13**
 3-Light Foyer
 English Bronze Finish
 16"W x 24-1/2"H
 3C 60W
 Seeded Glass
 Metal Candle Covers
- C. **6-7133-3-13**
 3-Light Semi-Flush
 English Bronze Finish
 12"W x 16-1/2"H
 3C 60W
 Seeded Glass
 Metal Candle Covers

TRUDY

MAIN STREET



TRUDY

A.



B.



A. **1-7130-5-SN**
5-Light Chandelier
Satin Nickel Finish
25"W x 22-1/4"H
5C 60W
Clear Seeded Glass
Metal Candle Covers

B. **1-7131-9-SN**
9-Light Chandelier
Satin Nickel Finish
27-1/2"W x 30-3/4"H
9C 60W
Clear Seeded Glass
Metal Candle Covers

TRUDY

MAIN STREET





A.



B.



C.

- A. 9-7134-1-SN**
 1-Light Sconce
 Satin Nickel Finish
 5-1/4"W x 11-1/4"H x 6-1/2"E
 1C 60W
 Clear Seeded Glass
 Metal Candle Cover
- B. 3-7132-3-SN**
 3-Light Foyer
 Satin Nickel Finish
 16"W x 24-1/2"H
 3C 60W
 Clear Seeded Glass
 Metal Candle Covers
- C. 6-7133-3-SN**
 3-Light Semi-Flush
 Satin Nickel Finish
 12"W x 16-1/2"H
 3C 60W
 Clear Seeded Glass
 Metal Candle Covers

HERNDON

MAIN STREET



HERNDON

A.



B.



A. **1-1009-9-13**
9-Light Chandelier
English Bronze Finish
27"W x 35"H
9C 60W
White Candle Covers

B. **1-1008-5-13**
5-Light Chandelier
English Bronze Finish
21"W x 27-1/2"H
5C 60W
White Candle Covers

HERNDON

MAIN STREET



A.



B.



C.

- A. **9-1007-1-13**
1-Light Sconce
English Bronze Finish
5-1/2"W x 10-3/4"H x 7-1/4"E
1E 100W
White Glass
- B. **1-1001-5-13**
5-Light Chandelier
English Bronze Finish
26"W x 27-1/2"H
5E 60W
White Glass
- C. **1-1002-9-13**
9-Light Chandelier
English Bronze Finish
30"W x 35"H
9E 60W
White Glass

HERNDON



MAIN STREET

HERNDON



A.

B.



A. **1-1000-3-13**
3-Light Chandelier
English Bronze Finish
18-1/2"W x 15"H
3E 60W
White Class

B. **7-1010-1-13**
1-Light Mini-Pendant
English Bronze Finish
5-1/2"W x 9-1/2"H
Adj. H 9-1/2" - 38"
1E 100W
90° Swivel
White Class

C. **6-1005-3-13**
3-Light Semi-Flush
English Bronze Finish
18"W x 15-1/2"H
3E 100W
White Class

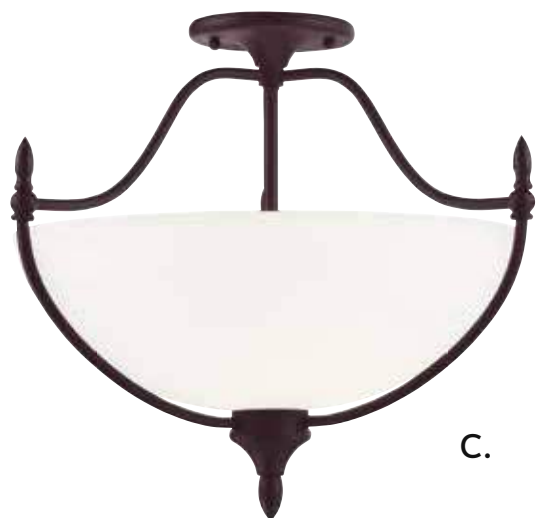
D. **7-1003-3-13**
3-Light Pendant
English Bronze Finish
16"W x 34"H
3E 100W
White Class

E. **7-1004-3-13**
3-Light Pendant
English Bronze Finish
18"W x 22"H
3E 100W
White Class

Options: 7-EXT-13 Extension Rod - 9-1/2"

HERNDON

MAIN STREET



C.



D.



E.



Bath, Page 612

HERNDON

MAIN STREET



HERNDON

A.



B.



A. **1-1009-9-SN**
9-Light Chandelier
Satin Nickel Finish
27"W x 35"H
9C 60W
White Candle Covers

B. **1-1008-5-SN**
5-Light Chandelier
Satin Nickel Finish
21"W x 27-1/2"H
5C 60W
White Candle Covers

HERNDON

MAIN STREET



A.




B.



C.

- A. **9-1007-1-SN**
1-Light Sconce
Satin Nickel Finish
5-1/2"W x 10-3/4"H x 7-1/4"E
1E 100W
White Glass
- B. **1-1001-5-SN**
5-Light Chandelier
Satin Nickel Finish
26"W x 27-1/2"H
5E 60W
White Glass
- C. **1-1002-9-SN**
9-Light Chandelier
Satin Nickel Finish
30"W x 35"H
9E 60W
White Glass

HERNDON



MAIN STREET

HERNDON

MAIN STREET



A.



A. 1-1000-3-SN
 3-Light Chandelier
 Satin Nickel Finish
 18-1/2"W x 15"H
 3E 60W
 White Class

B.



B. 7-1010-1-SN
 1-Light Mini-Pendant
 Satin Nickel Finish
 5-1/2"W x 9-1/2"H
 Adj. H 9-1/2" - 38"
 1E 100W
 90° Swivel
 White Class

C. 6-1005-3-SN
 3-Light Semi-Flush
 Satin Nickel Finish
 18"W x 15-1/2"H
 3E 100W
 White Class

D. 7-1003-3-SN
 3-Light Pendant
 Satin Nickel Finish
 16"W x 34"H
 3E 100W
 White Class

E. 7-1004-3-SN
 3-Light Pendant
 Satin Nickel Finish
 18"W x 22"H
 3E 100W
 White Class

Options: 7-EXT-SN Extension Rod - 9-1/2"

HERNDON

MAIN STREET



C.



D.



E.



Bath, Page 612

MELROSE

MAIN STREET



A.



B.



C.

A. 9-6836-1-13
1-Light Sconce
English Bronze Finish
5"W x 7-3/4"H x 6-3/4"E
1E 100W
White Opal Etched Glass

B. 1-6837-5-13
5-Light Chandelier
English Bronze Finish
24"W x 21-1/2"H
5E 60W
White Opal Etched Glass

C. 1-6838-9-13
9-Light Chandelier
English Bronze Finish
26"W x 27"H
9E 60W
White Opal Etched Glass

MELROSE



MAIN STREET

MELROSE

MAIN STREET



A. 6-6835-2-13
2-Light Semi-Flush
English Bronze Finish
14"W x 11-1/2"H
2E 100W
White Opal Etched Glass

B. 7-6834-1-13
1-Light Mini-Pendant
English Bronze Finish
5"W x 10-1/2"H
Adj. H 10-1/2" - 39"
1E 100W
90° Swivel
White Opal Etched Glass

C. 7-6839-3-13
3-Light Pendant
English Bronze Finish
18"W x 21-1/2"H
3E 100W
White Opal Etched Glass

MELROSE


MAIN STREET



A.



B.



C.



Options: 7-EXT-13 Extension Rod - 9-1/2"

MELROSE

MAIN STREET



MELROSE



A.

B.



C.



A. 9-6836-1-SN
1-Light Sconce
Satin Nickel Finish
5"W x 7-3/4"H x 6-3/4"E
1E 100W
White Opal Etched Glass

B. 1-6837-5-SN
5-Light Chandelier
Satin Nickel Finish
24"W x 21-1/2"H
5E 60W
White Opal Etched Glass

C. 1-6838-9-SN
9-Light Chandelier
Satin Nickel Finish
26"W x 27"H
9E 60W
White Opal Etched Glass

MELROSE

MAIN STREET



A. 6-6835-2-SN
2-Light Semi-Flush
Satin Nickel Finish
14W x 11-1/2"H
2E 60W
White Opal Etched Glass

B. 7-6834-1-SN
1-Light Mini-Pendant
Satin Nickel Finish
5"W x 10-1/2"H
Adj. H 10-1/2" - 39"
1E 60W
90° Swivel
White Opal Etched Glass


C. 7-6839-3-SN
3-Light Pendant
Satin Nickel Finish
18"W x 21-1/2"H
3E 60W
White Opal Etched Glass

MELROSE

MAIN STREET



A.



B.



C.



Options: 7-EXT-SN Extension Rod - 9-1/2"

MELROSE

MAIN STREET



A.

B.



C.



A. 9-6836-1-11
1-Light Sconce
Polished Chrome Finish
5"W x 7-3/4"H x 6-3/4"E
1E 100W
White Opal Etched Glass

B. 1-6837-5-11
5-Light Chandelier
Polished Chrome Finish
24"W x 21-1/2"H
5E 60W
White Opal Etched Glass

C. 1-6838-9-11
9-Light Chandelier
Polished Chrome Finish
26"W x 27"H
9E 60W
White Opal Etched Glass

MELROSE



MAIN STREET

MELROSE

MAIN STREET



A. 6-6835-2-11
2-Light Semi-Flush
Polished Chrome Finish
14"W x 11-1/2"H
2E 100W
White Opal Etched Glass

B. 7-6834-1-11
1-Light Mini-Pendant
Polished Chrome Finish
5"W x 10-1/2"H
Adj. H 10-1/2" - 39"
1E 100W
90° Swivel
White Opal Etched Glass

C. 7-6839-3-11
3-Light Pendant
Polished Chrome Finish
18"W x 21-1/2"H
3E 100W
White Opal Etched Glass

MELROSE

MAIN STREET




A.



B.



C.



Options: 7-EXT-11 Extension Rod - 9-1/2"

COLTON

MAIN STREET




COLTON



A.

A. 1-332-12-13
12-Light Chandelier
English Bronze Finish
40"W x 44"H
12E 60W
White Opal Glass

B. 1-332-12-SN
12-Light Chandelier
Satin Nickel Finish
40"W x 44"H
12E 60W
White Opal Glass



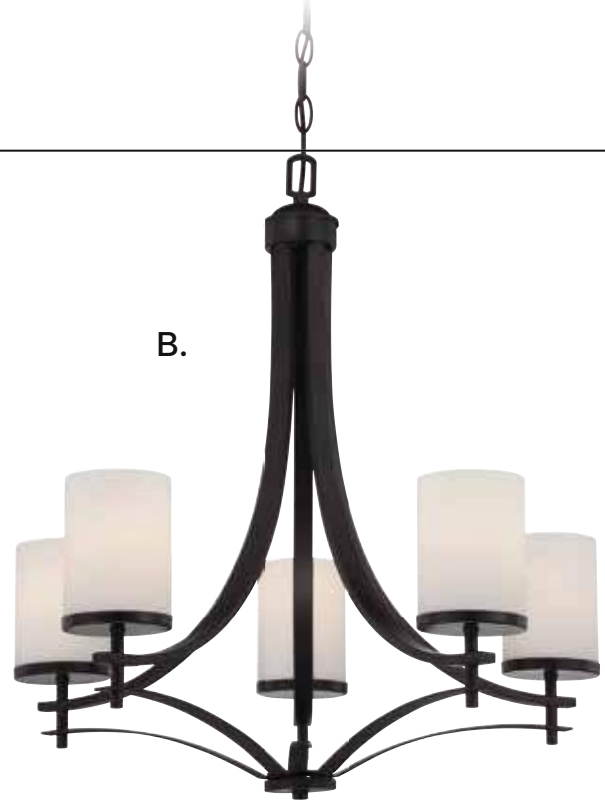
B.

COLTON

MAIN STREET



A.



B.

A. **1-331-9-13**
9-Light Chandelier
English Bronze Finish
32-3/8"W x 33"H
9E 60W
White Opal Glass

B. **1-330-5-13**
5-Light Chandelier
English Bronze Finish
26"W x 26"H
5E 60W
White Opal Glass




COLTON

C. 1-330-5-SN
5-Light Chandelier
Satin Nickel Finish
26"W x 26"H
5E 60W
White Opal Glass

D. 1-331-9-SN
9-Light Chandelier
Satin Nickel Finish
32-3/8"W x 33"H
9E 60W
White Opal Glass



MAIN STREET




C.



D.

COLTON

MAIN STREET




A.



C.



D.



B.



A. 3-333-3-SN
3-Light Pendant
Satin Nickel Finish
18"W x 23"H
3E 100W
White Opal Glass

B. 3-333-3-13
3-Light Pendant
English Bronze Finish
18"W x 23"H
3E 100W
White Opal Glass

C. 6-335-15-13
14" Flush Mount
English Bronze Finish
14-1/2"W x 8-1/2"H
2E 100W
White Opal Glass


D. 6-335-15-SN
14" Flush Mount
Satin Nickel Finish
14-1/2"W x 8-1/2"H
2E 100W
White Opal Glass

COLTON


E.




F.



H.



G.



MAIN STREET

E. 6-334-2-13
2-Light Semi-Flush
English Bronze Finish
15\"/>

G. 7-336-1-13
1-Light Mini-Pendant
English Bronze Finish
6\"/>

F. 6-334-2-SN
2-Light Semi-Flush
Satin Nickel Finish
15\"/>

H. 7-336-1-SN
1-Light Mini-Pendant
Satin Nickel Finish
6\"/>



Bath, Page 609



Sconce, Page 665

TERRÉLL

MAIN STREET



TERRÉLL

A.



A. 1P-7211-9-13
9-Light Chandelier
English Bronze Finish
31"W x 35"H
9E 60W
White Etched Glass

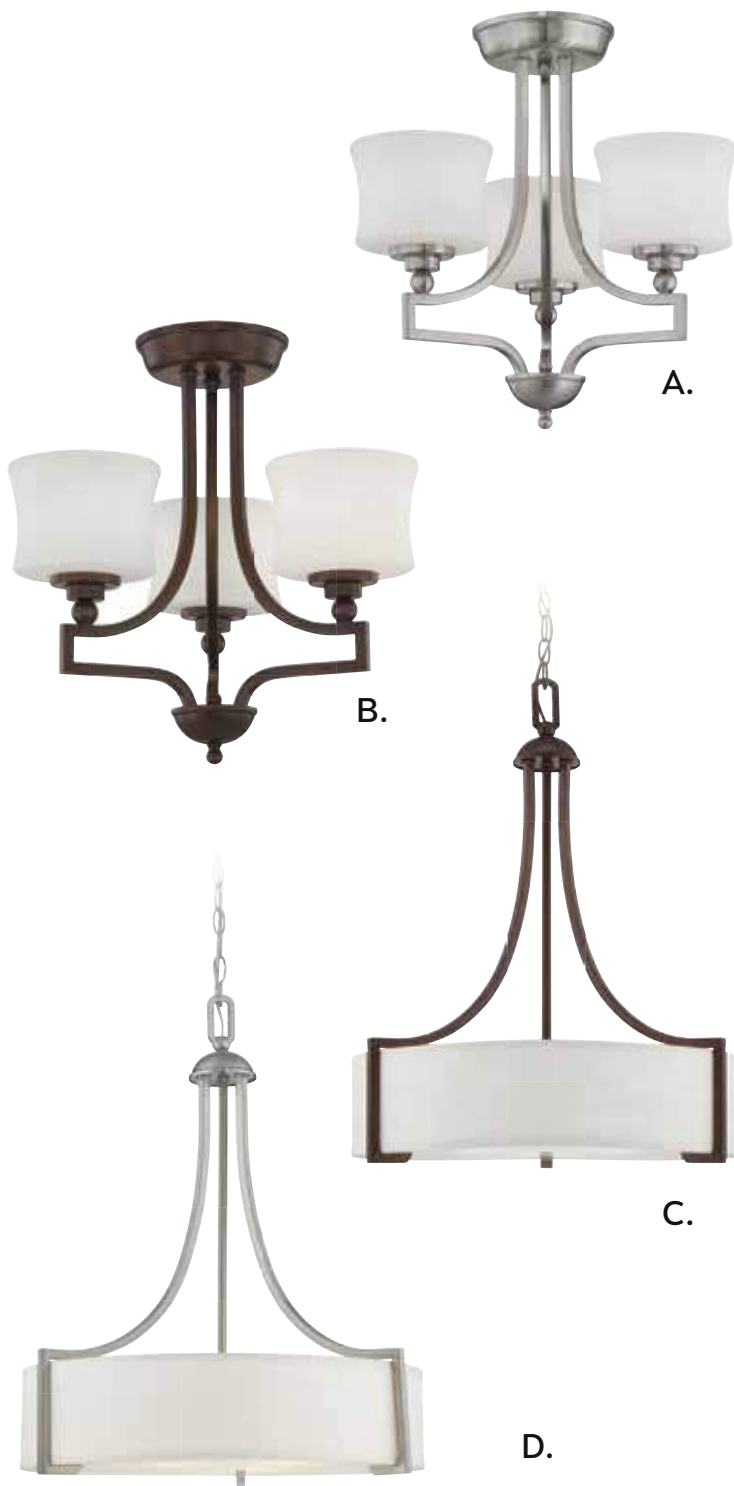
B.



B. 1P-7211-9-SN
9-Light Chandelier
Satin Nickel Finish
31"W x 35"H
9E 60W
White Etched Glass

TERRÉLL

MAIN STREET



A. 6P-7213-3-SN
 3-Light Semi-Flush
 Satin Nickel Finish
 18-1/4"W x 18-1/4"H
 3E 100W
 White Etched Glass

B. 6P-7213-3-13
 3-Light Semi-Flush
 English Bronze Finish
 18-1/4"W x 18-1/4"H
 3E 100W
 White Etched Glass


C. 7P-7216-3-13
 3-Light Pendant
 English Bronze Finish
 20-3/4"W x 25-1/2"H
 3E 100W
 Matte White Shade

D. 7P-7216-3-SN
 3-Light Pendant
 Satin Nickel Finish
 20-3/4"W x 25-1/2"H
 3E 100W
 Matte White Shade

TERRÉLL



E.



F.

E. 7P-7212-1-13
 1-Light Mini-Pendant
 English Bronze Finish
 5-1/2"W x 9-1/2"H
 Adj. H 9-1/2" - 38"
 1E 100W
 90° Swivel
 White Etched Glass

F. 7P-7212-1-SN
 1-Light Mini-Pendant
 Satin Nickel Finish
 5-1/2"W x 9-1/2"H
 Adj. H 9-1/2" - 38"
 1E 100W
 90° Swivel
 White Etched Glass

G. 1P-7210-5-13
 5-Light Chandelier
 English Bronze Finish
 26"W x 25-1/4"H
 5E 60W
 White Etched Glass

H. 1P-7210-5-SN
 5-Light Chandelier
 Satin Nickel Finish
 26"W x 25-1/4"H
 5E 60W
 White Etched Glass



G.



H.

Options: 7-EXT- Extension Rod - 9-1/2"



Sconce, Page 666



Bath, Page 601




Pendant, Page 434

HAGEN

MAIN STREET



A.



B.

A. 1-4381-6-13
6-Light Chandelier
English Bronze Finish
23-1/2"W x 22"H
6E 60W
White Etched Glass

B. 1-4381-6-SN
6-Light Chandelier
Satin Nickel Finish
23-1/2"W x 22"H
6E 60W
White Etched Glass

HAGEN



C.



D.



E.



F.

C. 9-4383-1-SN
1-Light Sconce
Satin Nickel Finish
5-1/2"W x 9-1/8"H x 6-3/4"E
1E 100W
White Etched Glass

D. 9-4383-1-13
1-Light Sconce
English Bronze Finish
5-1/2"W x 9-1/8"H x 6-3/4"E
1E 100W
White Etched Glass

E. 1-4380-9-SN
9-Light Chandelier
Satin Nickel Finish
27"W x 27"H
9E 60W
White Etched Glass

F. 1-4380-9-13
9-Light Chandelier
English Bronze Finish
27"W x 27"H
9E 60W
White Etched Glass

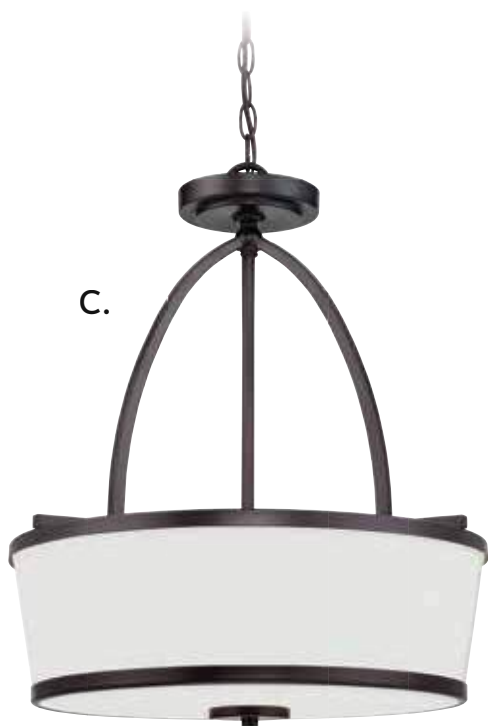
HAGEN



A.



B.



C.



D.

A. 6-4384-13-SN
 13" Flush Mount
 Satin Nickel Finish
 13"W x 6-1/2"H
 2E 60W
 White Etched Glass

B. 6-4384-13-13
 13" Flush Mount
 English Bronze Finish
 13"W x 6-1/2"H
 2E 60W
 White Etched Glass

C. 7-4386-3-13
 3-Light Pendant
 English Bronze Finish
 18" W x 22"H
 3E 100W
 White Etched Glass

D. 7-4386-3-SN
 3-Light Pendant
 Satin Nickel Finish
 18" W x 22"H
 3E 100W
 White Etched Glass

HAGEN

MAIN STREET



E.



F.




G.

Options: 7-EXT- Extension Rod - 9-1/2"

E. **6-4382-2-SN**
2-Light Semi-Flush
Satin Nickel Finish
13"W x 11-1/4"H
2E 100W
White Etched Glass

F. **6-4382-2-13**
2-Light Semi-Flush
English Bronze Finish
13"W x 11-1/4"H
2E 100W
White Etched Glass

G. **7-4387-1-SN**
1-Light Mini-Pendant
Satin Nickel Finish
5"W x 38"H
1E 100W
90° Swivel
White Etched Glass



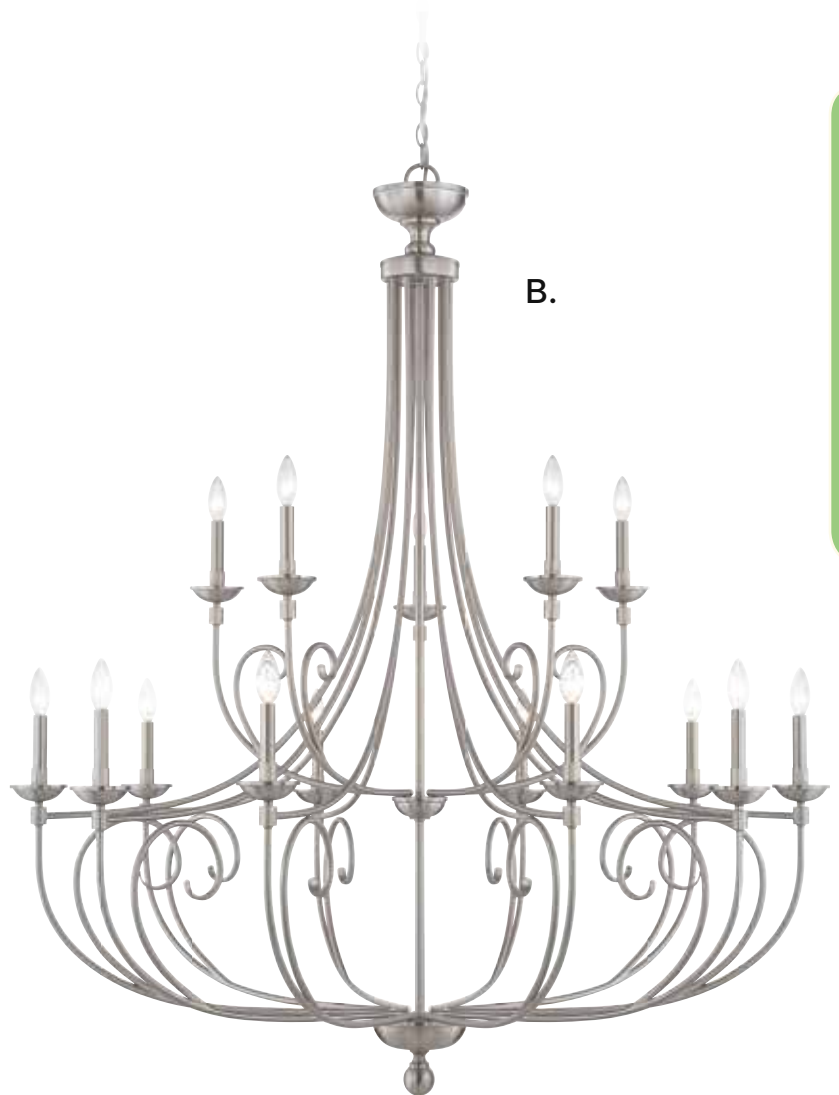

Bath, Page 610

LANGLEY

MAIN STREET



LANGLEY



- A. 1-650-15-13
15-Light Chandelier
English Bronze Finish
50"W x 59"H
15C 60W
Metal Candle Covers

- B. 1-650-15-SN
15-Light Chandelier
Satin Nickel Finish
50"W x 59"H
15C 60W
Metal Candle Covers

WILLOUGHBY

MAIN STREET



WILLOUGHBY

B.



A.



A. 1-5776-5-13
5-Light Chandelier
English Bronze Finish
27"W x 20"H
5E 100W
Cream Marble Glass

B. 1-5778-9-13
9-Light Chandelier
English Bronze Finish
34"W x 29-1/2"H
9E 100W
Cream Marble Glass

WILLOUGHBY

MAIN STREET



A.



B.



C.

A. 1-5775-5-13
5-Light Chandelier
English Bronze Finish
25"W x 20-3/4"H
5E 100W
Cream Marble Glass

C. 7-5784-1-13
1-Light Mini-Pendant
English Bronze Finish
8"W x 37-3/4"H
1E 100W
90° Swivel
Cream Marble Glass

B. 1-5777-3-13
3-Light Chandelier
English Bronze Finish
23"W x 18-1/2"H
3E 100W
Cream Marble Glass



WILLOUGHBY

MAIN STREET



D.



E.



F.

D. 1-5777-3-69
 3-Light Chandelier
 Pewter Finish
 23"W x 18-1/2"H
 3E 100W
 White Marble Glass

F. 7-5784-1-69
 1-Light Mini-Pendant
 Pewter Finish
 8"W x 37-3/4"H
 1E 100W
 90° Swivel
 White Marble Glass

E. 1-5775-5-69
 5-Light Chandelier
 Pewter Finish
 25"W x 20-3/4"H
 5E 100W
 White Marble Glass

Options: 7-EXT- Extension Rod - 9-1/2"

WILLOUGHBY

MAIN STREET



A.



B.



C.



D.

A. 6-5789-2-69
2-Light Semi-Flush
Pewter Finish
15-1/4"W x 12"H
2E 100W
White Marble Glass

B. 6-5789-2-13
2-Light Semi-Flush
English Bronze Finish
15-1/4"W x 12"H
2E 100W
Cream Marble Glass

C. 7-5786-2-69
2-Light Pendant
Pewter Finish
15"W x 27-1/2"H
2E 100W
White Marble Glass

D. 7-5786-2-13
2-Light Pendant
English Bronze Finish
15"W x 27-1/2"H
2E 100W
Cream Marble Glass

WILLOUGHBY

MAIN STREET



F.



G.



E.



H.



E. 6-5787-13-69
13" Flush Mount
Pewter Finish
13"W x 6-1/2"H
2E 60W
White Marble Class

G. 7-5785-2-13
2-Light Pendant
English Bronze Finish
15-1/4"W x 19-3/4"H
2E 100W
Cream Marble Class

F. 6-5787-13-13
13" Flush Mount
English Bronze Finish
13"W x 6-1/2"H
2E 60W
Cream Marble Class

H. 7-5785-2-69
2-Light Pendant
Pewter Finish
15-1/4"W x 19-3/4"H
2E 100W
White Marble Class



Celing, Page 503



Bath, Page 613



Sconce, Page 664

DUVALL

MAIN STREET



A. 7-624-1-13
1-Light Mini-Pendant
English Bronze Finish
4-3/8"W x 14"H
Adj. H 14" - 42-1/2"
1E 100W
90° Swivel
Cream Crackle Glass

B. 9-627-1-13
1-Light Sconce
English Bronze Finish
4-1/2"W x 9"H x 7-1/2"E
1E 100W
Cream Crackle Glass

C. 1-623-12-13
12-Light Chandelier
English Bronze Finish
38-1/2"W x 39"H
12E 60W
Cream Crackle Glass

DUVALL



MAIN STREET

Options: 7-EXT-13 Extension Rod - 9-1/2"

DUVALL

MAIN STREET



A. 1-620-3-13
3-Light Chandelier
English Bronze Finish
20"W x 23"H
3E 60W
Cream Crackle Glass

B. 1-622-9-13
9-Light Chandelier
English Bronze Finish
31"W x 32-1/2"H
9E 60W
Cream Crackle Glass

C. 1-621-5-13
5-Light Chandelier
English Bronze Finish
26"W x 26"H
5E 60W
Cream Crackle Glass

A.



B.



C.



Bath, Page 590

OXFORD

MAIN STREET



A. KP-113-3-13
3-Light Pendant
English Bronze Finish
18-3/4"W x 21"H
3E 60W
Cream Faux Alabaster Glass

B. KP-104-6-13
6-Light Chandelier
English Bronze Finish
32-3/4"W x 23-1/4"H
6E 60W
Cream Faux Alabaster Glass

C. KP-94-5-13
5-Light Chandelier
English Bronze Finish
28"W x 23-1/2"H
5E 60W
Cream Faux Alabaster Glass

D. KP-100-3-13
3-Light Chandelier
English Bronze Finish
23"W x 19-1/2"H
3E 60W
Cream Faux Alabaster Glass

OXFORD

MAIN STREET



OXFORD

MAIN STREET



A. KP-101-5-13
5-Light Chandelier
English Bronze Finish
29-1/4"W x 23-3/4"H
5E 60W
Cream Faux Alabaster Glass

B. KP-109-9-13
9-Light Chandelier
English Bronze Finish
33-1/2"W x 28-1/2"H
9E 60W
Cream Faux Alabaster Glass

C. 1-121-9-13
9-Light Chandelier
English Bronze Finish
32"W x 35"H
9E 60W
Cream Faux Alabaster Glass

OXFORD

MAIN STREET

A.



C.



B.



OXFORD

MAIN STREET



A.



B.



C.



A. KP-103-6-13

6-Light Chandelier
English Bronze Finish
25"W x 23-1/2"H
6C 60W
Cream Candle Covers

B. KP-95-5-13

5-Light Chandelier
English Bronze Finish
24"W x 23-1/2"H
5C 60W
Cream Candle Covers

C. KP-99-9-13

9-Light Chandelier
English Bronze Finish
29-1/4"W x 30-1/2"H
9C 60W
Cream Candle Covers

D. KP-111-3-13

3-Light Semi-Flush
English Bronze Finish
16-1/2"W x 16-1/4"H
3C 60W
Cream Faux Alabaster
Glass

E. KP-98-2-13

2-Light Pendant
English Bronze Finish
13-1/4"W x 25-3/4"H
3C 60W
Cream Faux Alabaster
Glass

F. KP-98-4-13

4-Light Pendant
English Bronze Finish
17-3/8"W x 33-1/4"H
4C 60W
Cream Faux Alabaster
Glass

OXFORD

MAIN STREET



Mini-Pendant, Page 437

POLAR

MAIN STREET



A. KP-SS-114-5-69
5-Light Chandelier
Pewter Finish
24-1/2"W x 23-1/2"H
5C 60W
White Candle Covers

B. KP-SS-101-5-69
5-Light Chandelier
Pewter Finish
29-1/4"W x 23-3/4"H
5E 60W
White Faux Alabaster Glass

C. KP-SS-117-9-69
9-Light Chandelier
Pewter Finish
28-3/4"W x 28-1/2"H
9C 60W
White Candle Covers



POLAR

MAIN STREET



A. KP-SS-104-6-69
6-Light Chandelier
Pewter Finish
32-3/4"W x 23-1/4"H
6E 60W
White Faux Alabaster Glass

B. KP-SS-95-5-69
5-Light Chandelier
Pewter Finish
24"W x 23-1/2"H
5E 60W
White Faux Alabaster Glass

C. KP-SS-100-3-69
3-Light Chandelier
Pewter Finish
23"W x 19-1/2"H
3E 60W
White Faux Alabaster Glass

D. KP-SS-99-9-69
9-Light Chandelier
Pewter Finish
29-1/4"W x 30-1/2"H
9C 60W
White Faux Alabaster Glass

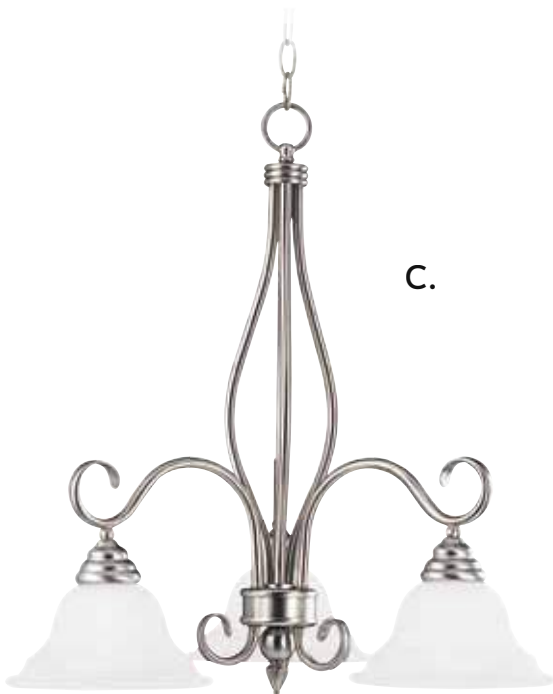
A.



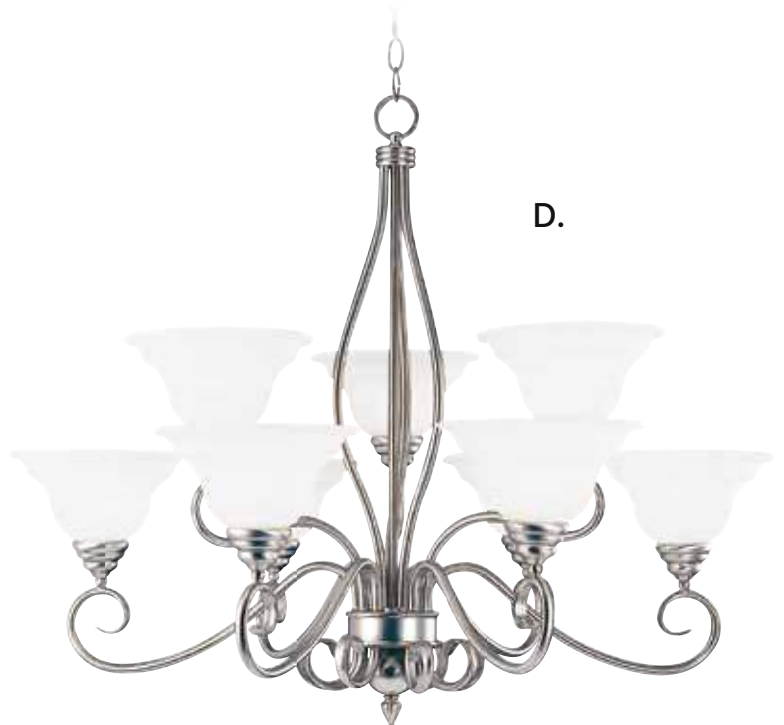
B.



C.



D.




POLAR

MAIN STREET



A.



B.

A. KP-SS-98-2-69
2-Light Pendant
Pewter Finish
13-1/4"W x 25-3/4"H
3C 60W
White Faux Alabaster Glass

B. KP-SS-98-4-69
4-Light Pendant
Pewter Finish
17-3/8"W x 33-1/4"H
4C 60W
White Faux Alabaster Glass

C. KP-SS-111-3-69
3-Light Semi-Flush
Pewter Finish
16-1/2"W x 16-1/4"H
3C 60W
White Faux Alabaster Glass

D. KP-SS-113-3-69
3-Light Pendant
Pewter Finish
18-3/4"W x 21"H
3E 60W
White Faux Alabaster Glass



POLAR

MAIN STREET



Bath, Page 614



Trestle, Page 533



Mini-Pendant, Page 435

LIBERTY

MAIN STREET



A.

A. KP-1-5005-5-40
5-Light Chandelier
Walnut Patina Finish
19-1/2"W x 18-1/4"H
5C 60W
Cream Candle Covers


B. KP-1-5007-9-40
9-Light Chandelier
Walnut Patina Finish
23-3/4"W x 22-1/4"H
9C 60W
Cream Candle Covers



B.

LIBERTY

MAIN STREET



LIBERTY

MAIN STREET



A.



B.



C.



D.

LIBERTY

MAIN STREET



E.



F.

A. KP-6-508-3-40
3-Light Semi-Flush
Walnut Patina Finish
15"W x 11"H
2E 60W
Cream Marble Glass

B. KP-6-507-2-40
2-Light Semi-Flush
Walnut Patina Finish
13"W x 10-1/2"H
2E 60W
Cream Marble Glass

C. KP-1-5001-5-40
5-Light Chandelier
Walnut Patina Finish
22-3/4"W x 18-1/4"H
5E 60W
Cream Marble Glass

D. KP-1-5002-3-40
3-Light Chandelier
Walnut Patina Finish
21-1/2"W x 18"H
3E 60W
Cream Marble Glass

E. KP-7-504-2-40
2-Light Pendant
Walnut Patina Finish
15"W x 20-3/4"H
2E 60W
Cream Marble Glass

F. KP-7-505-3-40
3-Light Pendant
Walnut Patina Finish
17"W x 23"H
3E 60W
Cream Marble Glass



Flush, Page 513



Bath, Page 621



Bath, Page 621



Foyer, Page 470

SPIRIT

MAIN STREET



A.

- A. KP-1-5005-5-69
5-Light Chandelier
Pewter Finish
19-1/2"W x 18-1/4"H
5C 60W
Metal Candle Covers

- B. KP-1-5007-9-69
9-Light Chandelier
Pewter Finish
23-3/4"W x 22-1/4"H
9C 60W
Metal Candle Covers



B.

SPIRIT



MAIN STREET

SPIRIT

MAIN STREET





E.



F.

A. KP-6-508-3-69
3-Light Semi-Flush
Pewter Finish
15"W x 11"H
2E 60W
White Marble Glass

B. KP-6-507-2-69
2-Light Semi-Flush
Pewter Finish
13"W x 10-1/2"H
2E 60W
White Marble Glass

C. KP-1-5001-5-69
5-Light Chandelier
Pewter Finish
22-3/4"W x 18-1/4"H
5E 60W
White Marble Glass

D. KP-1-5002-3-69
3-Light Chandelier
Pewter Finish
21-1/2"W x 18"H
3E 60W
White Marble Glass

E. KP-7-504-2-69
2-Light Pendant
Pewter Finish
15"W x 20-3/4"H
2E 60W
White Marble Glass

F. KP-7-505-3-69
3-Light Pendant
Pewter Finish
17"W x 23"H
3E 60W
White Marble Glass



Flush, Page 513



Bath, Page 620



Bath, Page 620




Foyer, Page 470

MINI-CHANDELIERS

MINI CHANDELIERS



MINI-CHANDELIERS



A. 1-9068-3-100
3-Light Mini-Chandelier
Aurora Finish
12"W x 14-5/8"H
3C 60W
Clear Crystal

B. 1-9067-3-100
3-Light Mini-Chandelier
Aurora Finish
13-3/8"W x 22"H
3C 60W
Clear Crystal

MINI-CHANDELIERS

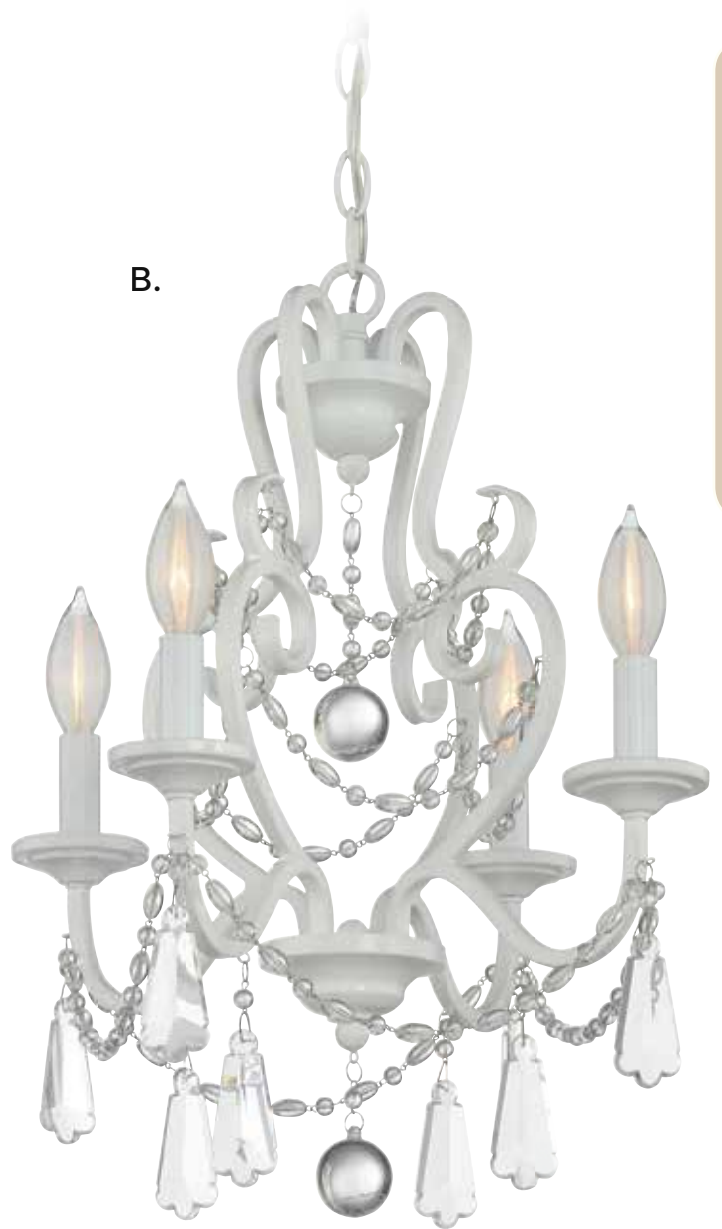
MINI CHANDELIERS



MINI-CHANDELIERS



A.




B.

A. 1-870-3-211
3-Light Mini-Chandelier
Argentum Finish
12-1/2"W x 24-1/2"H
3C 60W
Clear Crystal
Cream Drip Candle Covers

B. 1-872-4-80
4-Light Mini-Chandelier
Matte White Finish
16"W x 19-1/2"H
4C 60W
Clear Crystal
Metal Candle Covers

MINI-CHANDELIERS

MINI CHANDELIERS



MINI-CHANDELIERS



C.

A. 1-4505-4-8
 4-Light Mini-Chandelier
 New Tortoise Shell w/Silver Gold Finish
 18"W x 22"H
 4C 60W
 Clear Crystal
 Cream Drip Candle Covers

B. 1-8733-3-28
 3-Light Mini-Chandelier
 Oiled Burnished Bronze Finish
 13"W x 24-1/2"H
 3C 60W
 Clear Crystal
 Metal Candle Covers

C. 1-1043-4-8
 4-Light Mini-Chandelier
 New Tortoise Shell w/Silver Gold Finish
 14-3/8"W x 23-3/8"H
 4C 60W
 Clear Crystal
 Cream Drip Candle Covers

MINI-CHANDELIERS

MINI CHANDELIERS

A.




A. 1-2014-4-25
4-Light Mini-Chandelier
Slate Finish
14"W x 14-5/8"H
4C 60W
Cream Beeswax Candle Covers

B.



B. 1-1046-1-56
1-Light Mini-Chandelier
New Tortoise Shell Finish
10"W x 14-1/2"H
1E 100W
Clear Crystal

MINI-CHANDELIERS



MINI CHANDELIERS

LAPORTE

PENDANTS / MINIS

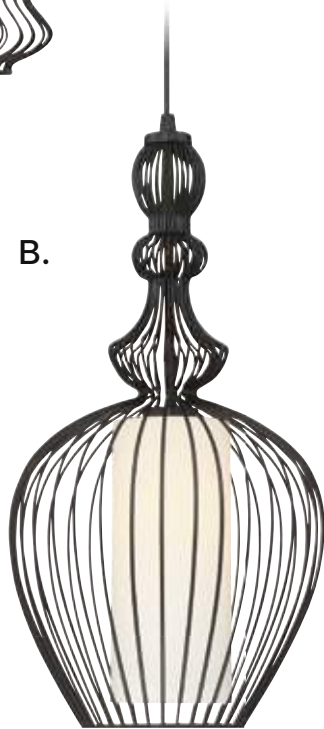


LAPORTE

A.



B.



C.



* 3 Pendants shown with
7-RD3CAN-89



D.

- A. 7-9014-1-89**
1-Light Pendant
Matte Black Finish
12"W x 22-1/2"H
Adj H 22-1/2" - 142-1/2"
1E 100W
White Glass
- B. 7-9015-1-89**
1-Light Pendant
Matte Black Finish
12"W x 22-1/2"H
Adj H 22-1/2" - 142-1/2"
1E 100W
White Glass

- C. 7-9016-1-89**
1-Light Pendant
Matte Black Finish
12"W x 22"H
Adj H 22" - 142"
1E 100W
White Glass
- D. 7-RD3CAN-89**
Canopy
Matte Black Finish
20"W x 1"H

AUSTEN

A.



A. 7-9017-3-13
3-Light Pendant
English Bronze Finish
16"W x 26-1/4"H
3E 60W
Clear Glass

B.



B. 7-9016-1-13
1-Light Pendant
English Bronze Finish
12"W x 20"H
1E 100W
Clear Glass

AUSTEN



PENDANTS / MINIS

ARMOUR

PENDANTS / MINIS



ARMOUR



A.

B.

A. 7-9010-4-42
4-Light Pendant
Galaxy Bronze Finish
16-1/4"W x 27-1/2"H
4C 60W

B. 7-9011-8-42
8-Light Pendant
Galaxy Bronze Finish
20"W x 34"H
8C 60W

TARTAN

PENDANTS / MINIS



TARTAN



A. 7-9008-4-28
4-Light Pendant
Oiled Burnished Bronze Finish
20"W x 25-3/8"H
4E 100W
Mercury Glass

B. 7-9009-5-28
5-Light Pendant
Oiled Burnished Bronze Finish
28"W x 34-1/4"H
5E 100W
Mercury Glass

TRIBUTE

PENDANTS / MINIS



A.



B.

A. 7-8081-4-102

4-Light Pendant
Canyon Finish
16"W x 20"H
Adj H 20" - 77"
4C 60W
30° Swivel

B. 7-8080-4-102

4-Light Pendant
Canyon Finish
12"W x 15-1/2"H
Adj H 15-1/2" - 72-1/2"
4C 60W
30° Swivel

TRIBUTE

PENDANTS / MINIS



Options: 7-EXT-102 Extension Rod - 9-1/2"

JARVIS

PENDANTS / MINIS



JARVIS



*A.



**B.

A. 7-9140-3-61
3-Light Pendant
Bronze Ore Finish
19"W x 16"H
Adj H 16" - 73"
3C 60W
30° Swivel

B. 7-9141-1-61
1-Light Pendant
Bronze Ore Finish
10"W x 9-1/2"H
Adj H 9-1/2" - 31"
1E 100W
90° Swivel

*Options: 7-EXTLG-61 Extension Rod - 12"

**Options: 7-EXT-61 Extension Rod - 9-1/2"

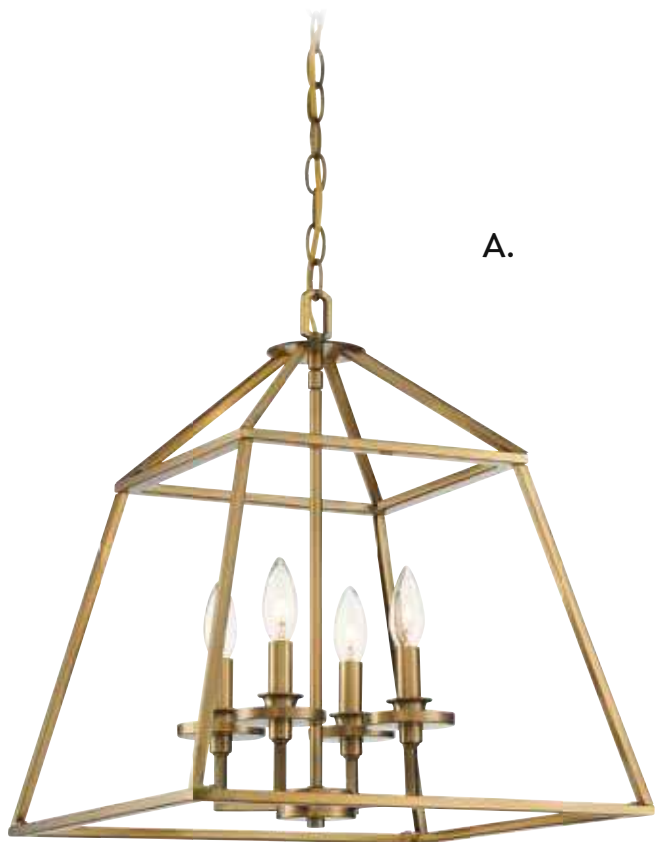
BRAXTON

PENDANTS / MINIS



BRAXTON

A.



B.



A. 3-9099-4-322

4-Light Pendant
Warm Brass Finish
24"W x 19-1/2"H
4C 60W

B. 3-9099-4-44

4-Light Pendant
Classic Bronze Finish
24"W x 19-1/2"H
4C 60W

C. 3-9099-4-109

4-Light Pendant
Polished Nickel Finish
24"W x 19-1/2"H
4C 60W

C.



AKRON

PENDANTS / MINIS



A. 7-9006-3-13
3-Light Pendant
English Bronze Finish
12"W x 24"H
3C 60W
Clear Glass

B. 7-9006-3-109
3-Light Pendant
Polished Nickel Finish
12"W x 24"H
3C 60W
Clear Glass

C. 7-9006-3-SN
3-Light Pendant
Satin Nickel Finish
12"W x 24"H
3C 60W
Clear Glass

D. 7-9006-3-322
3-Light Pendant
Warm Brass Finish
12"W x 24"H
3C 60W
Clear Glass

AKRON



A.



B.



C.



D.

LOWRY

PENDANTS / MINIS



A.



B.



A. 9-9041-1-SN
 1-Light Sconce
 Satin Nickel Finish
 8"W x 13"H x 9-1/8"E
 1G9 60W
 Clear Bubble Glass
G9 Bulbs Included

B. 9-9041-1-13
 1-Light Sconce
 English Bronze Finish
 8"W x 13"H x 9-1/8"E
 1G9 60W
 Clear Bubble Glass
G9 Bulbs Included

C. 3-9042-3-13
 3-Light Pendant
 English Bronze Finish
 16"W x 27-1/2"H
 3C 60W
 Clear Bubble Glass

D. 3-9042-3-SN
 3-Light Pendant
 Satin Nickel Finish
 16"W x 27-1/2"H
 3C 60W
 Clear Bubble Glass

E. 6-9040-3-13
 3-Light Semi-Flush
 English Bronze Finish
 16"W x 19"H
 3C 60W
 Clear Bubble Glass


F. 6-9040-3-SN
 3-Light Semi-Flush
 Satin Nickel Finish
 16"W x 19"H
 3C 60W
 Clear Bubble Glass

LOWRY




BRIAN THOMAS
COLLECTION

C.




D.



E.



F.



PENDANTS / MINIS

DRAKE

PENDANTS / MINIS



A. 7-9132-1-109
1-Light Pendant
Polished Nickel Finish
10"W x 11-1-2"H
Adj H 11-1/2" - 43"
1E 100W
90° Swivel
Clear Glass

B. 7-9132-1-322
1-Light Pendant
Warm Brass Finish
10"W x 11-1-2"H
Adj H 11-1/2" - 43"
1E 100W
90° Swivel
Clear Glass

C. 7-9132-1-13
1-Light Pendant
English Bronze Finish
10"W x 11-1-2"H
Adj H 11-1/2" - 43"
1E 100W
90° Swivel
Clear Glass

D. 7-9132-1-SN
1-Light Pendant
Satin Nickel Finish
10"W x 11-1-2"H
Adj H 11-1/2" - 43"
1E 100W
90° Swivel
Clear Glass

DRAKE

PENDANTS / MINIS

A.



B.



C.



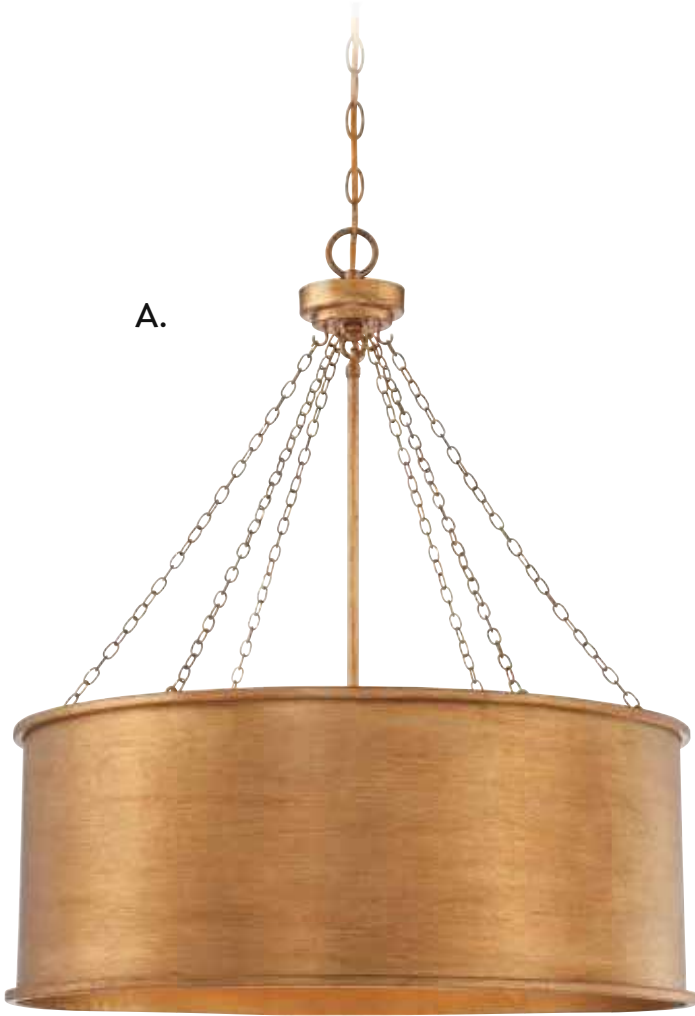
D.



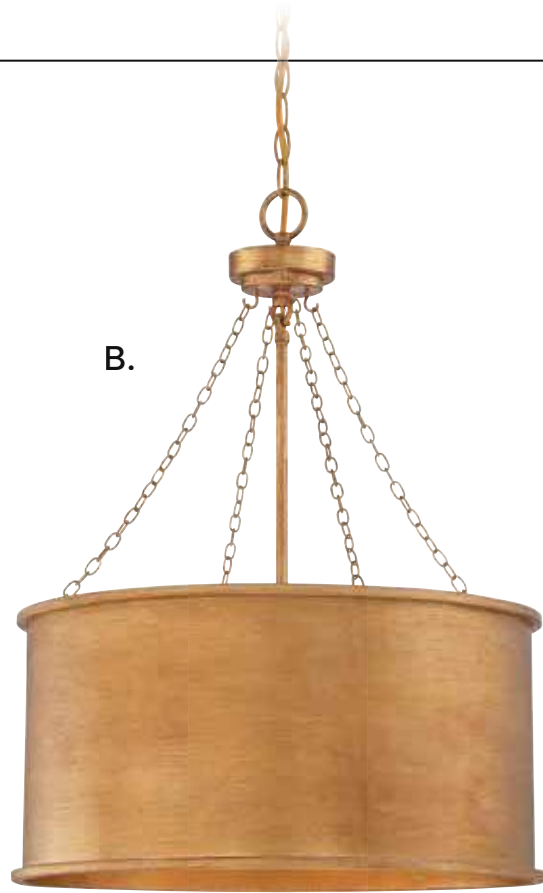
Options: 7-EXT- Extension Rod - 9-1/2"

ROCHESTER

PENDANTS / MINIS



A.



B.



A. 7-488-6-54
6-Light Pendant
Gold Patina Finish
25"W x 29"H
6E 100W

B. 7-487-4-54
4-Light Pendant
Gold Patina Finish
19"W x 26-1/2"H
4E 100W

ROCHESTER



C. 7-488-6-53
6-Light Pendant
Silver Patina Finish
25"W x 29"H
6E 100W

D. 7-487-4-53
4-Light Pendant
Silver Patina Finish
19"W x 26-1/2"H
4E 100W

PENDANTS / MINIS

C.



D.



SOMMERTON

PENDANTS / MINIS



SOMMERTON

A.



B.



C.



D.



A. 7-5014-3-84
3-Light Pendant
Rubbed Bronze w/
Gold Leaf Finish
24"W x 15"H
Adj. H 15"-135"
3E 100W

B. 7-5014-3-85
3-Light Pendant
Rubbed Zinc w/
Silver Leaf Finish
24"W x 15"H
Adj. H 15"-135"
3E 100W

C. 7-5013-1-85
1-Light Pendant
Rubbed Zinc w/
Silver Leaf Finish
16"W x 10"H
Adj. H 10"-130"
1E 100W

D. 7-5013-1-84
1-Light Pendant
Rubbed Bronze w/
Gold Leaf Finish
16"W x 10"H
Adj. H 10"-130"
1E 100W




ALDEN



A.

A. 7-131-1-109
1-Light Pendant
Polished Nickel Finish
18-1/4"W x 33-3/4"H
1E 100W



B.

B. 7-131-1-322
1-Light Pendant
Warm Brass Finish
18-1/4"W x 33-3/4"H
1E 100W



C.

C. 7-131-1-323
1-Light Pendant
Old Bronze Finish
18-1/4"W x 33-3/4"H
1E 100W

MALDEN

PENDANTS / MINIS



MALDEN



A.



B.


A. 7-810-3-14
3-Light Pendant
Raw Steel Finish
23"W x 22-1/2"H
3E 100W

B. 7-811-1-14
1-Light Pendant
Raw Steel Finish
16"W x 19"H
1E 100W

GLADES



A.



B.

A. 7-4035-3-74
3-Light Pendant
Weathered Wood Finish
13-3/4"W x 14"H
3C 60W
Metal Candle Covers

B. 7-4036-4-74
4-Light Pendant
Weathered Wood Finish
18"W x 32"H
4C 60W
Metal Candle Covers

GLADES



PENDANTS / MINIS

DIAS

PENDANTS / MINIS



A.

A. 7-4353-4-CH
4-Light Pendant
Chrome Finish
20"W x 35"H
4C 60W
Metal Candle Covers





B.

B. 7-4353-4-13
4-Light Pendant
English Bronze Finish
20"W x 35"H
4C 60W
Metal Candle Covers

CAPTIVA

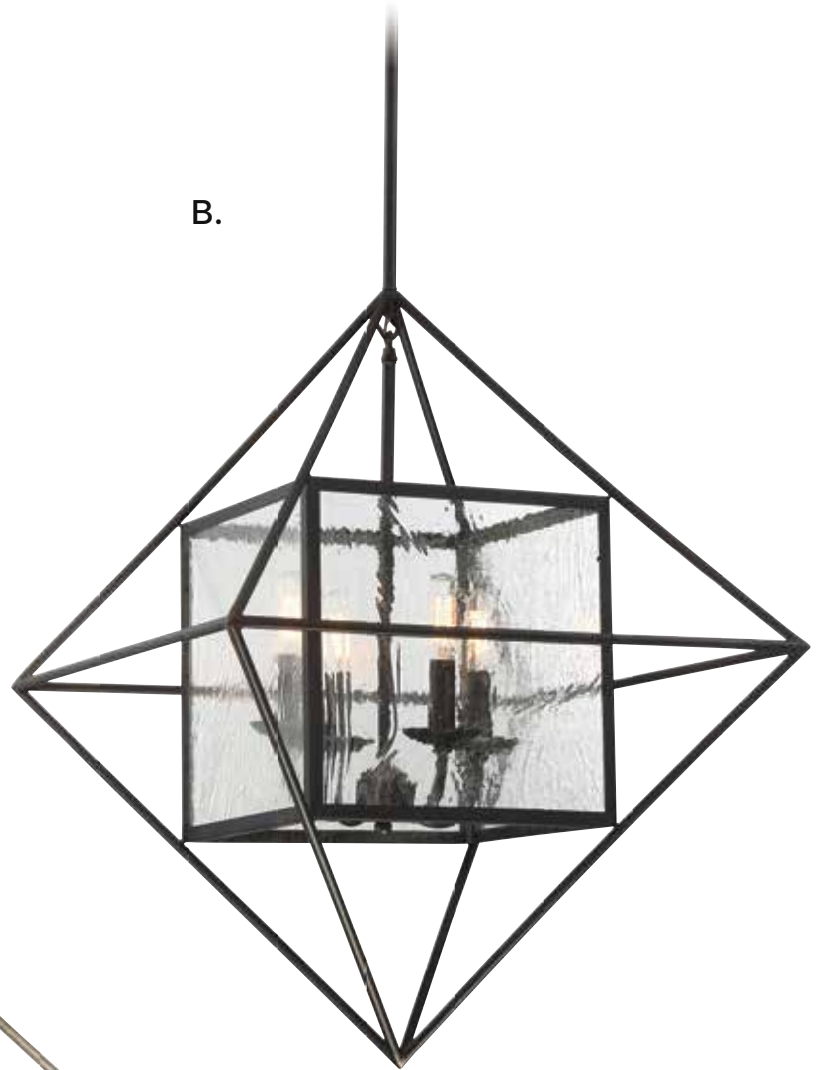
PENDANTS / MINIS



CAPTIVA



A.



B.

A. 1-489-4-211
4-Light Pendant
Argentum Finish
20"W x 29"H
Adj. H 29"-83"
4C 60W
30° Swivel
Clear Water Glass
Metal Candle Covers

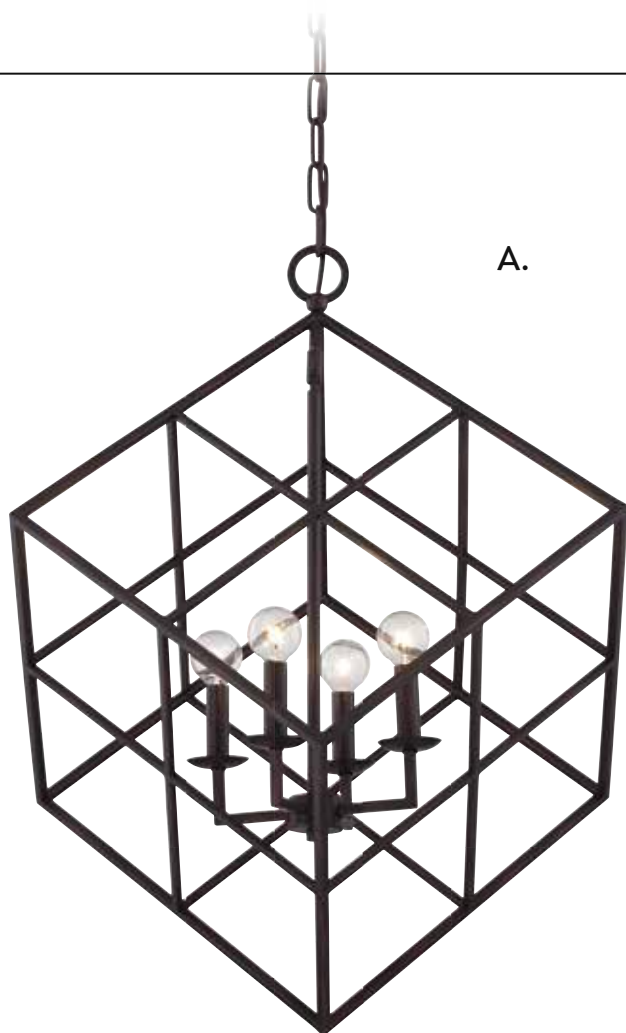
B. 1-489-4-13
4-Light Pendant
English Bronze Finish
20"W x 29"H
Adj. H 29"-83"
4C 60W
30° Swivel
Clear Water Glass
Metal Candle Covers

HALSTON

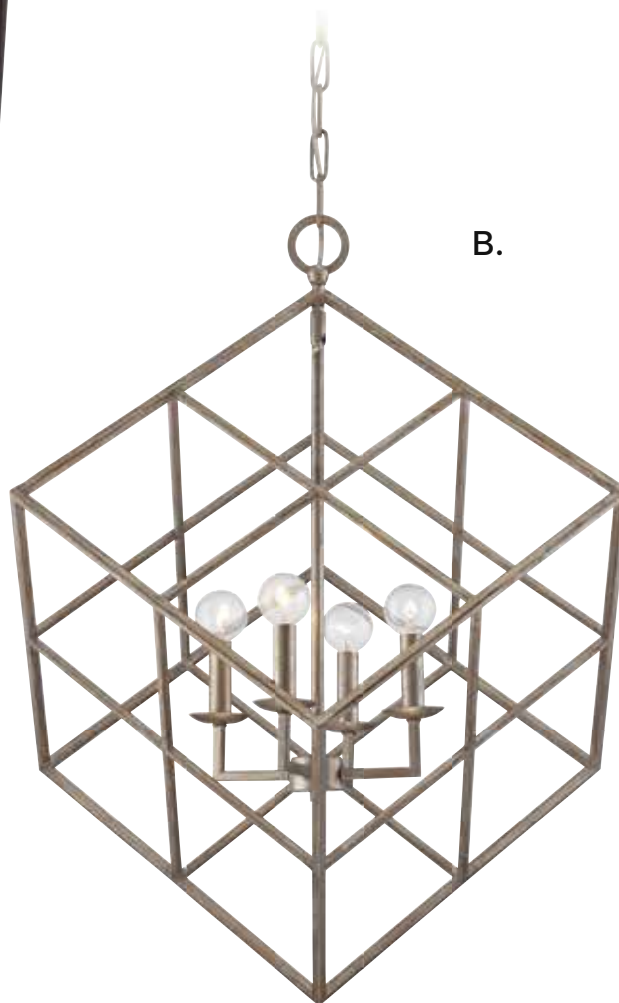
PENDANTS / MINIS



HALSTON



A.



B.

A. **3-313-4-13**
4-Light Pendant
English Bronze Finish
22"W x 29-1/2"H
4C 60W
Metal Candle Covers

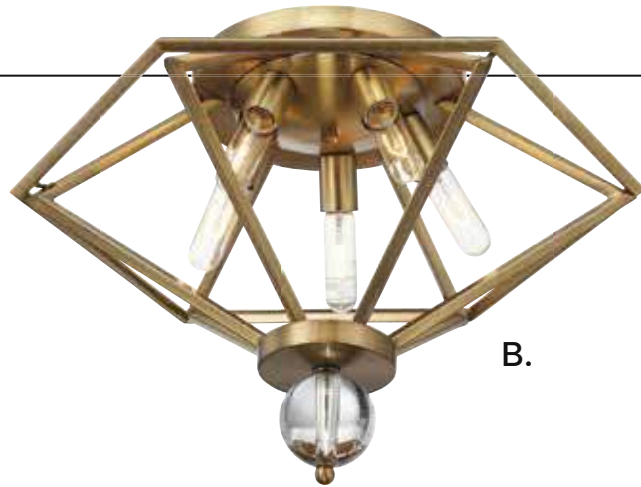
B. **3-313-4-211**
4-Light Pendant
Argentum Finish
22"W x 29-1/2"H
4C 60W
Metal Candle Covers

TEKOA

PENDANTS / MINIS



A.



B.



C.



BRIAN THOMAS
COLLECTION

- | | | | | | |
|---|--|---|--|---|--|
| <p>A. 7-680-6-322
6-Light Pendant
Warm Brass Finish
25-1/2"W x 44-1/2"H
6E 60W
Metal Candle Covers</p> | <p>B. 6-682-5-322
5-Light Semi-Flush
Warm Brass Finish
23"W x 18"H
5E 60W
Metal Candle Covers</p> | <p>C. 7-681-3-322
3-Light Pendant
Warm Brass Finish
20-1/4"W x 41"H
3E 60W
Metal Candle Covers</p> | <p>D. 7-680-6-109
6-Light Pendant
Polished Nickel Finish
25-1/2"W x 44-1/2"H
6E 60W
Metal Candle Covers</p> | <p>E. 6-682-5-109
5-Light Semi-Flush
Polished Nickel Finish
23"W x 18"H
5E 60W
Metal Candle Covers</p> | <p>F. 7-681-3-109
3-Light Pendant
Polished Nickel Finish
20-1/4"W x 41"H
3E 60W
Metal Candle Covers</p> |
|---|--|---|--|---|--|

TEKOA

PENDANTS / MINIS

D.



E.



F.



SPINNAKER



*A.



B.

SPINNAKER

- A. **3-110-2-322**
2-Light Pendant
Warm Brass Finish
10"W x 25"H
Adj H 25" - 79"
2E 100W
30° Swivel
Pale Cream Shade / Frosted Glass

- B. **9-113-2-322**
2-Light Sconce
Warm Brass Finish
8"W x 16"H x 4"E
2C 60W
Pale Cream Shade / Frosted Glass

- C. **6-112-3-322**
3-Light Semi-Flush
Warm Brass Finish
15"W x 9"H
3E 100W
Pale Cream Shade / Frosted Glass

- D. **7-111-5-322**
5-Light Pendant
Warm Brass Finish
22"W x 8-3/4"H
Adj H 8-3/4" - 62-3/4"
5E 100W
30° Swivel
Pale Cream Shade / Frosted Glass



C.



**D.

*Options: 7-EXT-322 Extension Rod - 9-1/2"

**Options: 7-EXTLG-322 Extension Rod - 12"

ODESSA

PENDANTS / MINIS



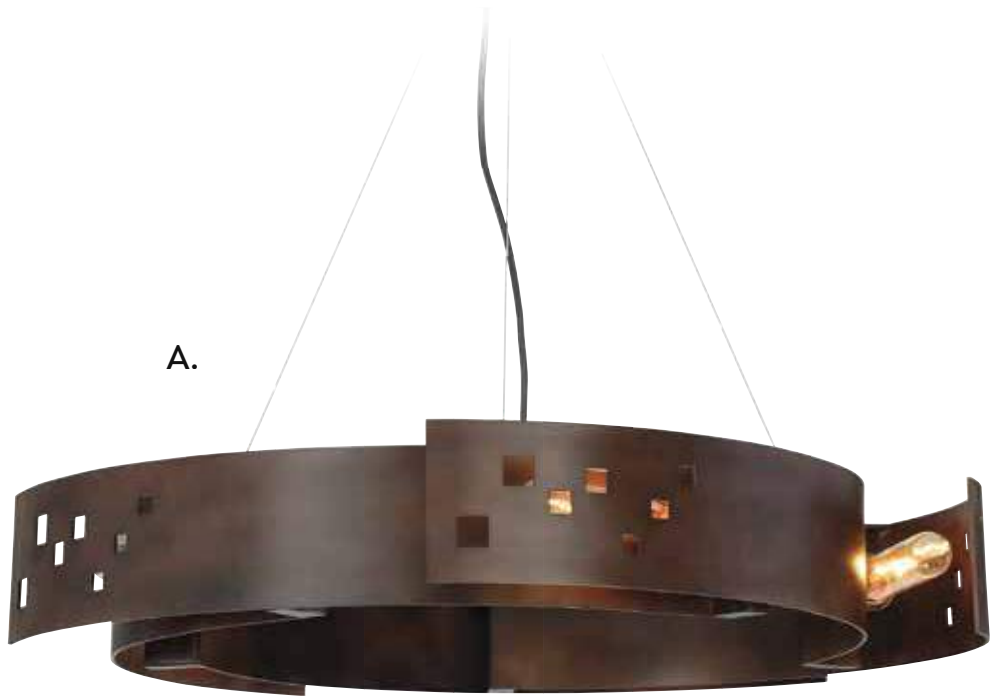
A. 7-160-5-61
5-Light Pendant
Bronze Ore Finish
24"W x 6"H
Adj H 6" - 126"
5E 60W

B. 7-161-8-61
8-Light Pendant
Bronze Ore Finish
35"W x 6-1/2"H
Adj H 6-1/2" - 126-1/2"
8E 60W

ODESSA

PENDANTS / MINIS

A.



B.



ARGO

PENDANTS / MINIS



ASHMONT

PENDANTS / MINIS



A. 7-130-1-109
1-Light Pendant
Polished Nickel Finish
13"W x 21-1/4"H
Adj H 21-1/4" - 49-3/4"
1E 100W
90° Swivel
White Opal Glass

B. 7-130-1-63
1-Light Pendant
Warm Brass Lustre Finish
13"W x 21-1/4"H
Adj H 21-1/4" - 49-3/4"
1E 100W
90° Swivel
White Opal Glass

C. 7-130-1-SN
1-Light Pendant
Satin Nickel Finish
13"W x 21-1/4"H
Adj H 21-1/4" - 49-3/4"
1E 100W
90° Swivel
White Opal Glass

D. 7-130-1-44
1-Light Pendant
Classic Bronze Finish
13"W x 21-1/4"H
Adj H 21-1/4" - 49-3/4"
1E 100W
90° Swivel
White Opal Glass

ASHMONT



Options: 7-EXT- Extension Rod - 9-1/2"

GROVE

PENDANTS / MINIS

A.



B.



C.



D.



A. 6-1500-14-SN
14" Flush Mount
Satin Nickel Finish
14"W x 8-1/2"H
2E 100W
White Fabric Shade

B. 6-1501-2-SN
2-Light Semi-Flush
Satin Nickel Finish
14"W x 11-3/4"H
2E 100W
White Fabric Shade

C. 7-1502-3-SN
3-Light Pendant
Satin Nickel Finish
18"W x 25"H
3E 100W
White Fabric Shade

D. 7-1503-1-SN
1-Light Mini-Pendant
Satin Nickel Finish
8"W x 9-1/4"H
Adj. H 9-1/4" - 37-3/4"
1E 100W
90° Swivel
White Fabric Shade

Options: 7-EXT-SN Extension Rod - 9-1/2"

GROVE



E.



F.



G.



H.

E. 6-1501-2-13
2-Light Semi-Flush
English Bronze Finish
14"W x 11-3/4"H
2E 100W
Cream Fabric Shade

F. 6-1500-14-13
14" Flush Mount
English Bronze Finish
14"W x 8-1/2"H
2E 100W
Cream Fabric Shade

G. 7-1503-1-13
1-Light Mini-Pendant
English Bronze Finish
8"W x 9-1/4"H
Adj. H 9-1/4" - 37-3/4"
1E 100W
90° Swivel
Cream Fabric Shade

H. 7-1502-3-13
3-Light Pendant
English Bronze Finish
18"W x 25"H
3E 100W
Cream Fabric Shade

Options: 7-EXT-13 Extension Rod - 9-1/2"

CARNEGIE

PENDANTS / MINIS



A.



B.



A. 7-5010-1-SN
1-Light Pendant
Satin Nickel Finish
16"W x 20"H
1E 100W
Clear Optic Glass

B. 7-5010-1-13
1-Light Pendant
English Bronze Finish
16"W x 20"H
1E 100W
Clear Optic Glass

GARVEY

PENDANTS / MINIS



*C.



*D.

C. 7-5012-1-13
1-Light Pendant
English Bronze Finish
14"W x 16-1/2"H
Adj. H 16-1/2" - 45"
1E 100W
90° Swivel
Clear Glass

B. 7-5012-1-109
1-Light Pendant
Polished Nickel Finish
14"W x 16-1/2"H
Adj. H 16-1/2" - 45"
1E 100W
90° Swivel
Clear Glass

*Options: 7-EXT- Extension Rod - 9-1/2"

SHANE

PENDANTS / MINIS




A. 1-2070-1-13
1-Light Pendant
English Bronze Finish
16"W x 12"H
1E 100W
Clear Glass

B. 1-2070-1-109
1-Light Pendant
Polished Nickel Finish
16"W x 12"H
1E 100W
Clear Glass

C. 1-2070-1-SN
1-Light Pendant
Satin Nickel Finish
16"W x 12"H
1E 100W
Clear Glass

SHANE

A.



B.



C.



FRANKLIN

PENDANTS / MINIS




FRANKLIN



A.

- A. 7-702-1-109
1-Light Pendant
Polished Nickel Finish
10"W x 20"H
1E 100W
Clear Glass



B.

- B. 7-703-1-SN
1-Light Pendant
Satin Nickel Finish
10"W x 20"H
1E 100W
Silver Mercury Glass



C.

- C. 7-702-1-13
1-Light Pendant
English Bronze Finish
10"W x 20"H
1E 100W
Clear Glass

BALLY

PENDANTS / MINIS





A.



B.



C.

- A. **7-701-1-SN**
1-Light Mini-Pendant
Satin Nickel Finish
6-1/2"W x 12"H
1E 100W
Silver Mercury Glass
- B. **7-700-1-109**
1-Light Mini-Pendant
Polished Nickel Finish
6-1/2"W x 12"H
1E 100W
Clear Glass
- C. **7-700-1-13**
1-Light Mini-Pendant
English Bronze Finish
6-1/2"W x 12"H
1E 100W
Clear Glass

BANBURY

PENDANTS / MINIS



A. 7-460-2-109
2-Light Pendant
Polished Nickel Finish
9-1/4"W x 15"H
Adj. H 15" - 43-1/2"
2C 60W
90° Swivel
Clear Ribbed Glass

B. 7-461-3-109
3-Light Pendant
Polished Nickel Finish
13"W x 19"H
Adj. H 19" - 47-1/2"
3C 60W
90° Swivel
Clear Ribbed Glass

C. 7-461-3-213
3-Light Pendant
English Bronze w/ Gold Finish
13"W x 19"H
Adj. H 19" - 47-1/2"
3C 60W
90° Swivel
Clear Ribbed Glass

D. 7-460-2-213
2-Light Pendant
English Bronze w/ Gold Finish
9-1/4"W x 15"H
Adj. H 15" - 43-1/2"
2C 60W
90° Swivel
Clear Ribbed Glass

BANBURY

A.



B.



C.



D.



Options: 7-EXT- Extension Rod - 9-1/2"

GLASS FILAMENT PENDANTS

PENDANTS / MINIS



A.

A. LONDON
7-3301-3-28
3-Light Pendant
Oiled Burnished Bronze Finish
14"W x 32"H
3C 60W
Clear Glass



B.

B. LONDON
7-3300-1-28
1-Light Pendant
Oiled Burnished Bronze Finish
9"W x 22"H
1E 100W
Clear Glass



C.

C. LONDON
7-3300-1-109
1-Light Pendant
Polished Nickel Finish
9"W x 22"H
1E 100W
Clear Glass



D.

D. LONDON
7-3301-3-109
3-Light Pendant
Polished Nickel Finish
14"W x 32"H
3C 60W
Clear Glass