



Lighting
DAILY COLLECTION

la murrina
M U R A N O

la murrina
M U R A N O

56	602
58	629
72	655
74	667
52	681
58	684
62	688
10	697
50	702
52	825
44	ALBATROS
14	ALDEBARAN LED
18	ATLAS
86	BISSET
84	CHOPIN
46	COMETA
8	CORMORANO
28	DEIMOS LED
80	DORIS
54	ELARA LED

66	FILE`
48	GALAXY
12	GENIUS
78	GIULIETTA
76	GRAFFIO
24	PALLENE LED
82	PARSIFAL
22	PULSAR
30	REGOLO LED
46	RUMBA
16	SIRIO LED
86	SPECCHIO BURANO
36	SPOT
38	SPOT LED
6	SQUARED
70	STONE
32	TELESTO LED
34	TETI LED
34	TIONE LED



DAILY COLLECTION

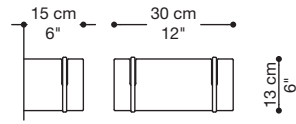
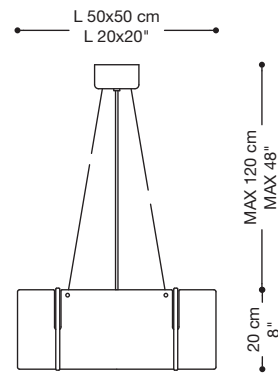
Una selezione di lampade e sculture luminose dedicate all'abitare contemporaneo, dove predominano linee sobrie e pulite.

Varie soluzioni di illuminazione per ambienti domestici e destinati alla collettività, il cui ruolo è quello di decorare e personalizzare gli spazi attraverso effetti di trasparenze e colori.

Our Contemporary Design collection contains a selection of chandeliers, sconces, lamps and lighted sculptures that have been designed with today's sleek, modern environments top of mind.

Whether for commercial or residential interior spaces, this collection offers an expansive selection of works, which will personalize any space with color, shape and texture.

SQUARED



S | 1 x MAX 120W E27 ES | IP 20 230V | CE cULus

A/AL | 1 x MAX 80W AL R7s ES | IP 20 230V | CE cULus



Squared S

Vetro/Glass



DD

EE

Struttura/Metalwork

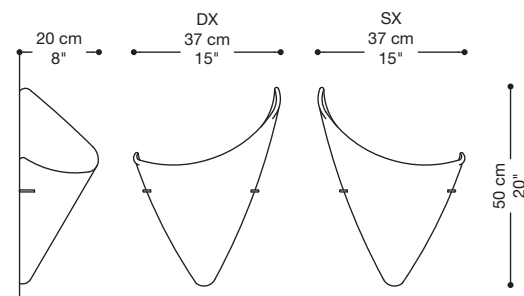
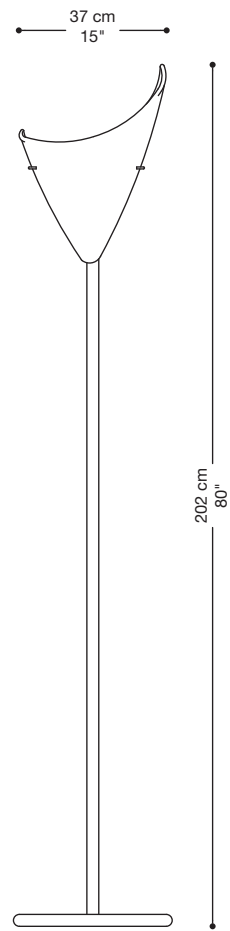


3S



Squared A

CORMORANO




T/AL | 1 x MAX 160W R7s ES | IP 20 230V | CE | A/AL | 1 x MAX 160W R7s ES | IP 20 230V | CE

Vetro/Glass



DD

Struttura/Metalwork



2S

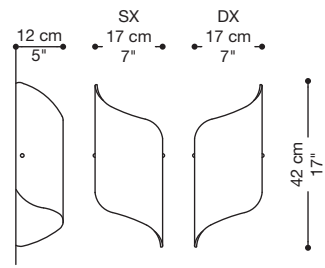
3S



Cormorano A



697



A/AL | 1 x MAX 200W E27 ES | IP 20 230V | CE cULus

Vetro/Glass



DD

10

Struttura/Metalwork



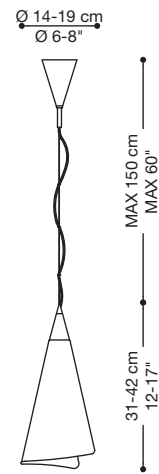
2L

3L

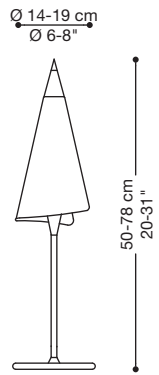
697 A

11

GENIUS



S/Ø14 | 1 x MAX 42W E14 ES | IP 20 230V | CE | UL US
 Ø19 | 1 x MAX 70W E27 ES



P/Ø14 | 1 x MAX 42W E14 ES | IP 20 230V | CE
 Ø19 | 1 x MAX 70W E27 ES | IP 20 230V | CE


Vetro/Glass



AB

AD

Struttura/Metalwork



2S

3S

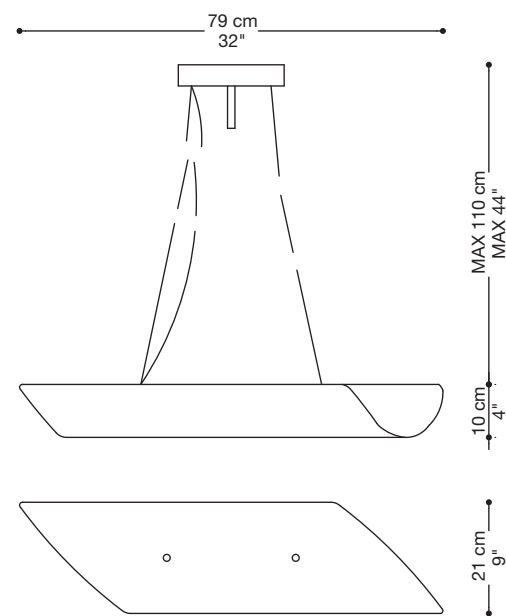


Genius S

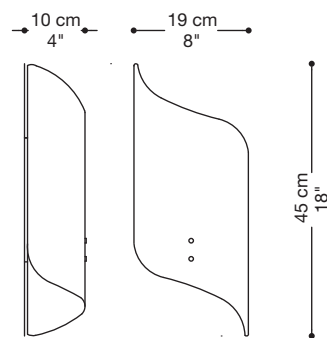


Genius P

ALDEBARAN LED




R/S | 1 x 108 LED (60+48) - 2 x 500mA - 3000K - 37,2V | IP 20 | CE
TOTAL POWER 40W



A | 1 x 35 LED - 700mA - 3000K - 21,7V | IP 20 | CE
TOTAL POWER 16,5W

Vetro/Glass



HB

HY

Struttura/Metalwork



3S

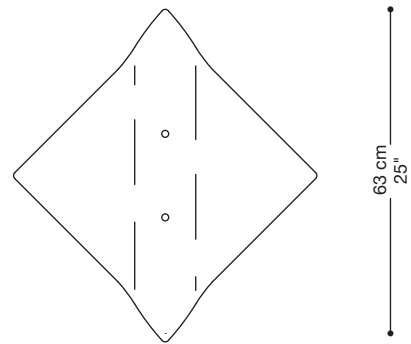
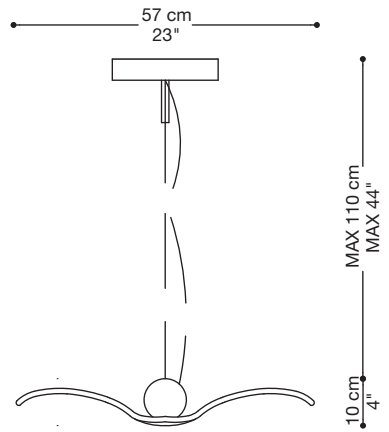


Aldebaran S/R

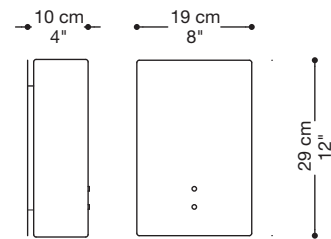


Aldebaran A

SIRIO LED



R/S | 1 x 108 LED (60+48) - 2 x 500mA - 3000K - 37,2V | IP 20 | CE
TOTAL POWER 40W



A | 1 x 35 LED - 700mA - 3000K - 21,7V | IP 20 | CE
TOTAL POWER 16,5W

Vetro/Glass




HD

HP

Struttura/Metalwork



3S

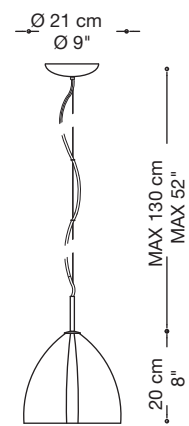


Sirio S/R

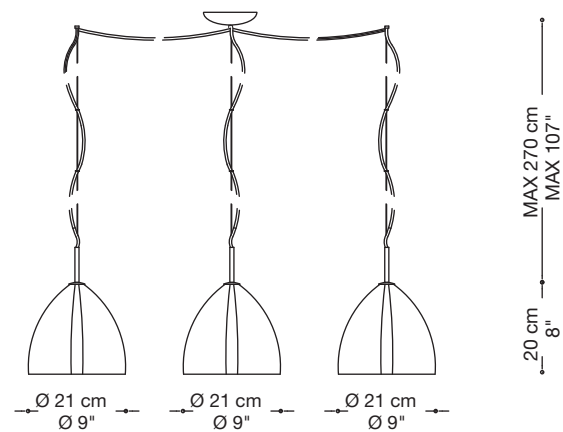


Sirio A

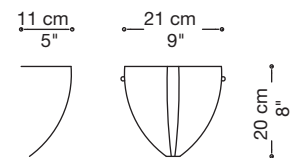
ATLAS



S | 1 x MAX 42W E14 | CE



S | 3 x MAX 42W E14 | CE



A/AL | 1 x MAX 80W AL R7S | CE

Vetro/Glass



AD

Struttura/Metalwork



3S



Atlas S

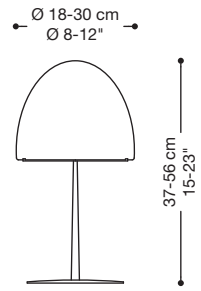


Atlas S3



Atlas A

PULSAR



P/ PICCOLA/SMALL | 1 x MAX 28W E14 ES
GRANDE/BIG | 1 x MAX 70W E27 ES

IP 20 230V CE

Vetro/Glass



DD

Struttura/Metalwork

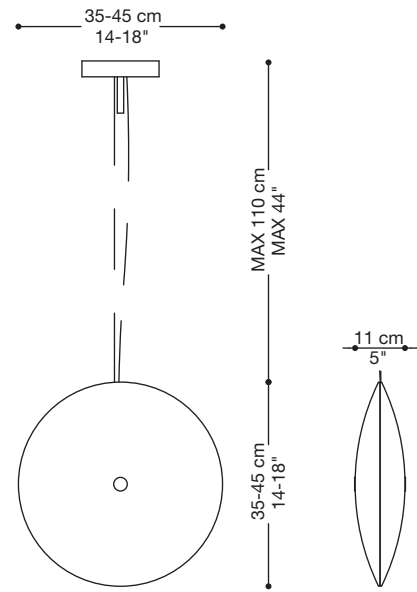


3S

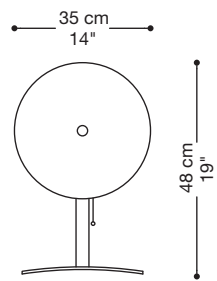


Pulsar P

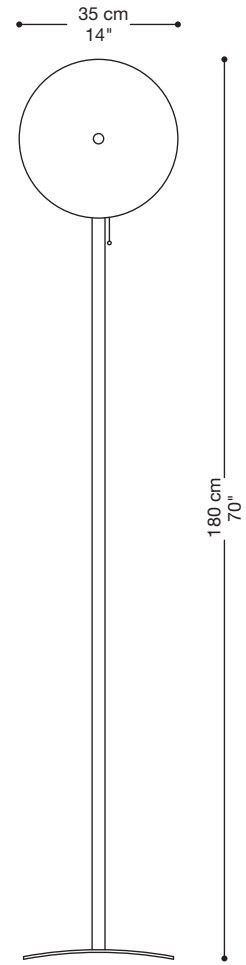
PALLENE LED



S/ Ø 35 | 2 x 35 LED - 2 x 500mA - 3000K - 21,7V
 TOTAL POWER 11,2W
 Ø 45 | 2 x 49 LED - 2 x 700mA - 3000K - 21,7V
 TOTAL POWER 16W



P/ Ø 30 | 2 x 35 LED - 2 x 500mA - 3000K - 21,7V
 TOTAL POWER 11,2W



T/ Ø 35 | 2 x 35 LED - 2 x 500mA - 3000K - 21,7V
 TOTAL POWER 11,2W



Vetro/Glass



DD

24

Struttura/Metalwork



3S



Pallene S

25



Pallene P

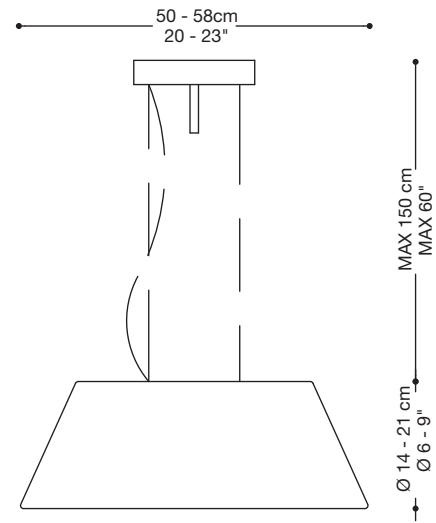



Pallene T



Pallene P

DEIMOS LED



R/S	50	1 x 56 LED - 1050mA - 3000K - 21V TOTAL POWER 25W	IP 20 
	58	1 x 108 LED (60+48) - 2 x 500mA - 3000K - 37,2V TOTAL POWER 40W	

Vetro/Glass



DD

Struttura/Metalwork

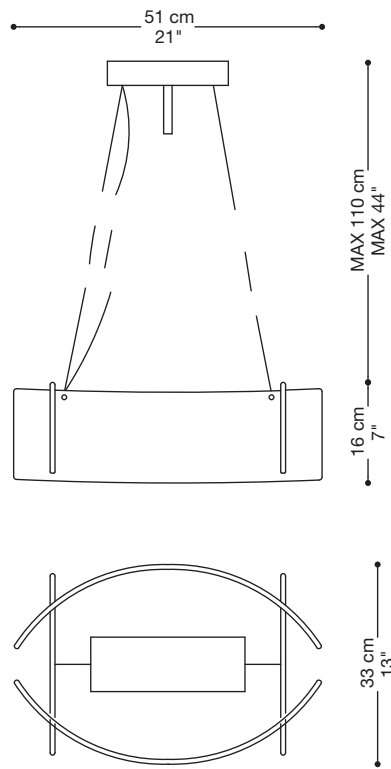


3S



Deimos S

REGOLO LED



R/S | 1 x 108 LED (60+48) - 2 x 500mA - 3000K - 37,2V | IP 20 | CE
 TOTAL POWER 40W

Vetro/Glass



HD



HP

Struttura/Metalwork

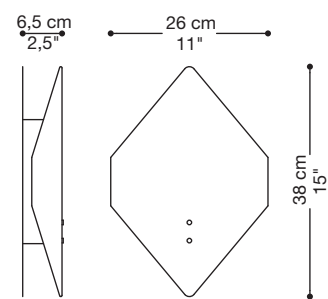


3S



Regolo S

TELESTO LED



TELESTO A | 1 x 35 LED - 700mA - 3000K - 21,7V | IP 20 | CE
TOTAL POWER 16,5W

Vetro/Glass



DD

Struttura/Metalwork

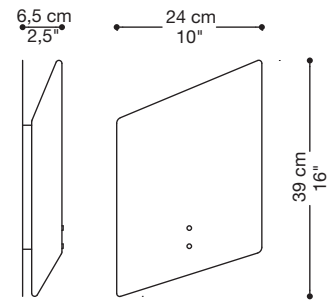


3S



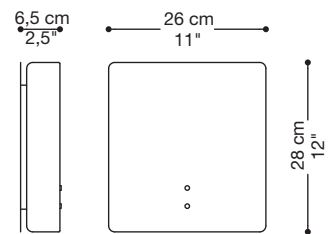
Telesto A

TIONE LED



TIONE A | 1 x 35 LED - 700mA - 3000K - 21,7V | IP 20
TOTAL POWER 16,5W

TETI LED



TETI A | 1 x 35 LED - 700mA - 3000K - 21,7V | IP 20
TOTAL POWER 16,5W



Vetro/Glass



DD

Struttura/Metalwork



3S



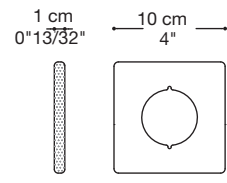
Tione A



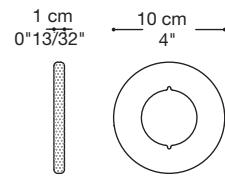
Teti A

SPOT

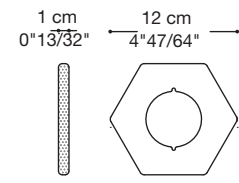
101 Quadrato



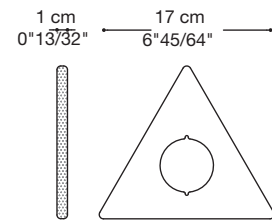
101 Rotondo



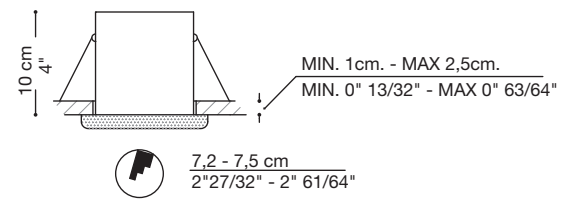
101 Esagono



102 Triangolo



101 102



1 x MAX 35W GU10 - 230V | | 0.3 m | IP 20

Vetro/Glass




AA AB AD AY PP QB QD

Struttura/Metalwork



3L

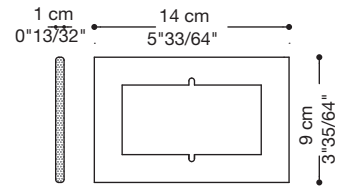
36



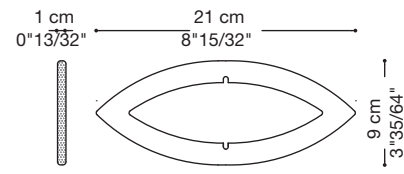
101 102

SPOT LED

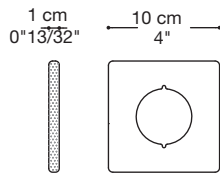
401 Rettangolo



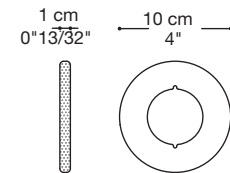
402 Ellittico



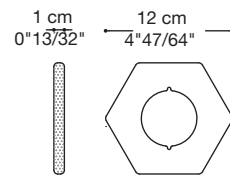
403 Quadrato



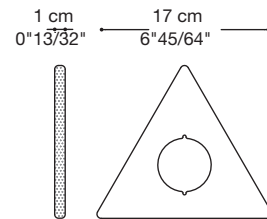
403 Rotondo



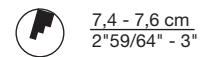
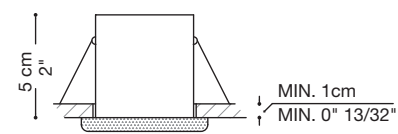
403 Esagono



404 Triangolo

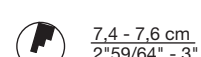
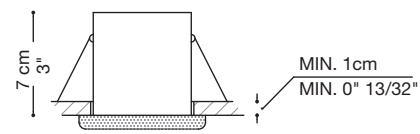


401 402



1 x 21 LED - 350mA - 3000K | IP 20 CE
TOTAL POWER 8W

403 404



1 x 4 LED - 500mA - 3000K | IP 20 CE
TOTAL POWER 6,5W

Vetro/Glass



AA AB AD AY PP QD QB

Struttura/Metalwork



3L

38



Spot Led



402 Ellittico



401 Rettangolo



403 Quadrato



403 Rotondo



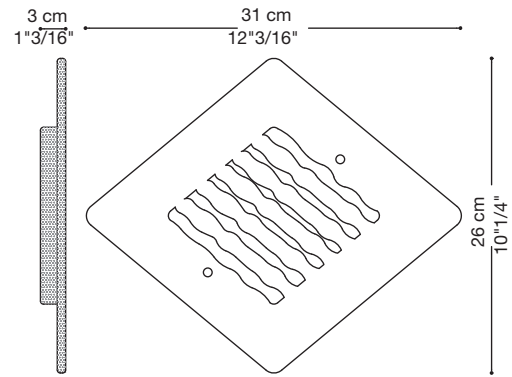
403 Esagono



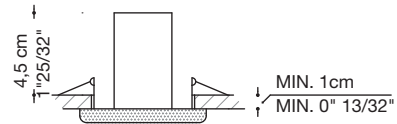
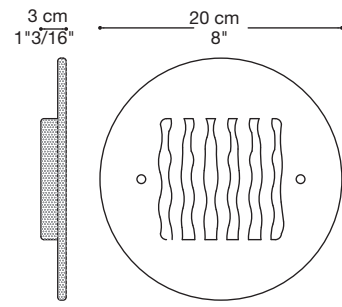
404 Triangolo

SPOT LED

501



502



7,4 - 7,6 cm
2 59/64" - 3"

1 x 36 LED - 700mA - 3000K - 12V | IP 20 | CE
TOTAL POWER 15,7W

Vetro/Glass



AD

AY

PP

Struttura/Metalwork



3L

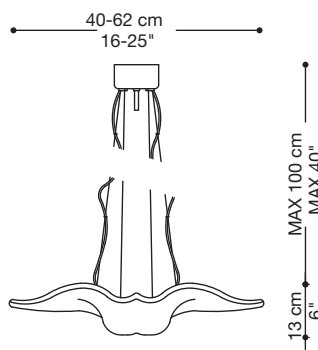


501



502

ALBATROS



R/S AL 40 | 1 x MAX 230W AL R7s ES
 AL 62 | 1 x MAX 230W AL R7s ES


IP 20 230V CE

Vetro/Glass



DA DB

Struttura/Metalwork

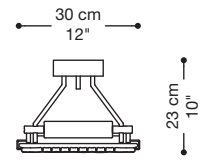


2S 3S



Albatros R/S

COMETA



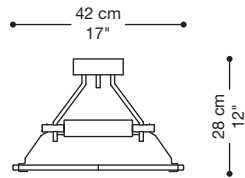
R/AL | 1 x MAX 230W R7s ES | ∇ IP 20 230V | CE UL

Vetro/Glass COMETA




AA AD AY

RUMBA



R/AL | 1 x MAX 120W R7s ES | ∇ IP 20 230V | CE UL

Vetro/Glass RUMBA



BA DA

Struttura/Metalwork



2L 3L

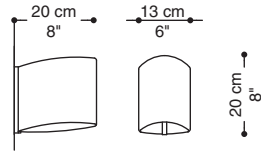


Cometa R

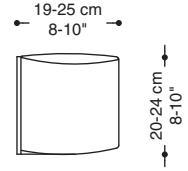


Rumba R

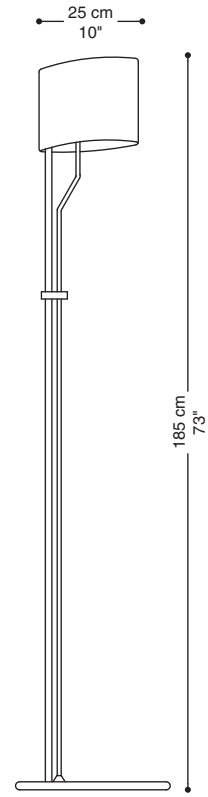
GALAXY



A | 1 x MAX 80W E14 ES | IP 20 230V | CE |



P/PICCOLA/SMALL | 1 x MAX 70W E27 ES | IP 20 230V | CE |
 GRANDE/BIG | 1 x MAX 70W E27 ES



T/AL | 1 x MAX 200W E27 ES | IP 20 230V | CE |

Vetro/Glass



DD

Struttura/Metalwork



3S



Galaxy T

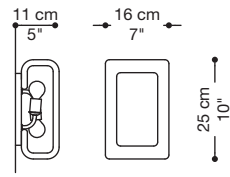


Galaxy A







Galaxy P

702



A |  2 x MAX 28W E14 ES

Vetro/Glass
702



AB

AD

QD



HB

HD

Struttura/Metalwork



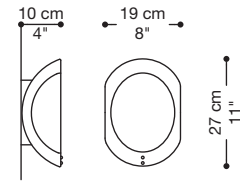
2L

3L



702 A

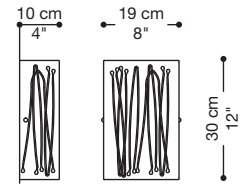
681



A | 2 x MAX 28W E14 ES

IP 20 230V

825



A | 2 x MAX 42W E14 ES

IP 20 230V



681 A

Vetro/Glass
681



AB

AD

Struttura/Metalwork



2L

3L

Vetro/Glass
825



HA

HB

Struttura/Metalwork



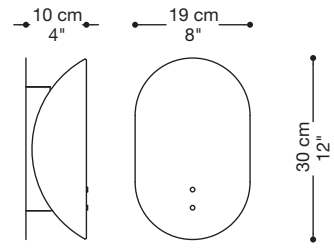
2L




3L



825 A

ELARA LED



ELARA A | 1 x 35 LED - 700mA - 3000K - 21,7V | IP 20    TOTAL POWER 16,5W

Vetro/Glass ELARA



HA

54

Struttura/Metalwork



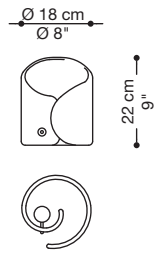
3S



Elara A

55

602



P | 1 x MAX 28W E14 ES | IP 20 230V | CE

Vetro/Glass



AB



AD

Vetro/Glass



HA



HB



HD

Struttura/Metalwork



2L

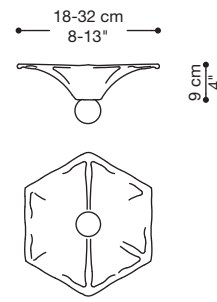


3L



602

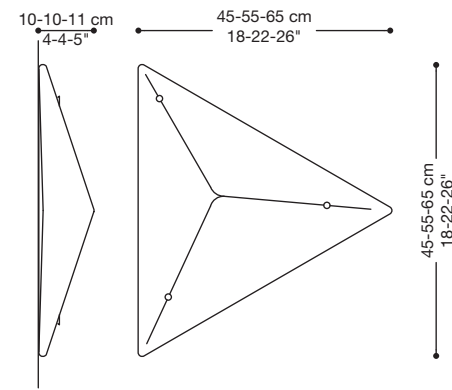
629



R/18 | 1 x MAX 42W E14 ES
 32 | 1 x MAX 70W E27 ES

IP 20 230V CE UL

684



684 A/R 45-55 | 3 x MAX 28W E14 ES
 A/R 65 | 3 x MAX 70W E27 ES

IP 20 230V CE UL




629 R

Vetro/Glass
629



AB AD

Struttura/Metalwork



2L 3L

Vetro/Glass
684



KB KD HB HD

Vetro/Glass
684



QB QD QY


Struttura/Metalwork




2L 3L




684 A/R



684 A/R



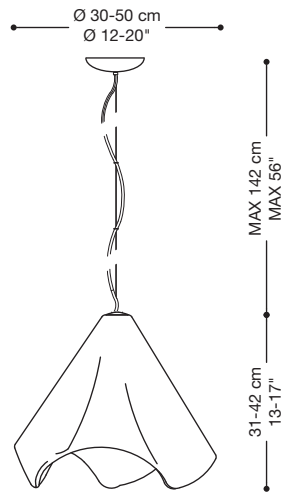
684 A/R



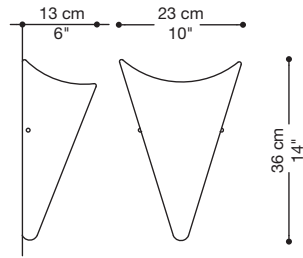
684 A/R



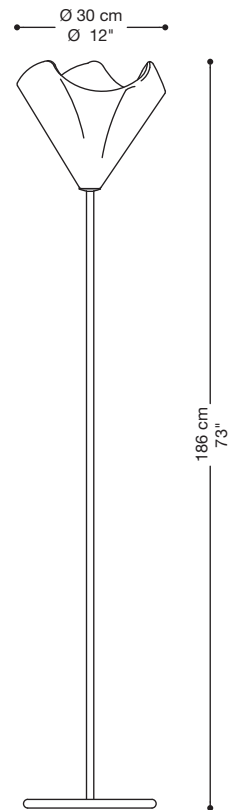
688




S/Ø 30 | 1 x MAX 70W E27 ES
 Ø 50 | 1 x MAX 70W E27 ES



A/AL 23 | 1 x MAX 80W R7s ES



T/AL | 1 x MAX 120W E27 ES



Vetro/Glass



HA HB HD

Struttura/Metalwork



2L 3L



688 S



688 T



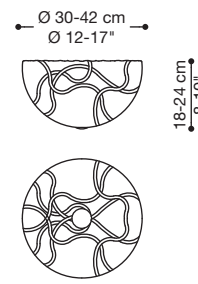
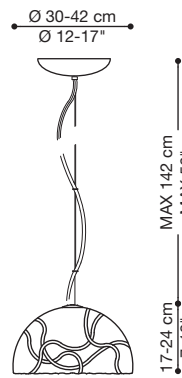
688 A




688 A



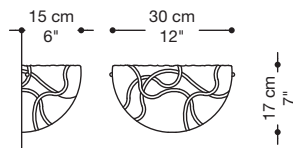

FILE



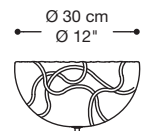
R/Ø 30-42 | 3 x MAX 28W E14 ES



S/Ø 30-42 | 1 x MAX 70W E27 ES



A/AL 30 | 1 x MAX 80W AL R7s ES

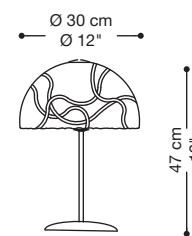



179 cm
71"

T/AL | 1 x MAX 200W E27 ES



P/Ø 30 | 1 x MAX 42W E27 ES



47 cm
19"

Vetro/Glass



AD

QB

QD

QY


Struttura/Metalwork



3S



File S



Filè T

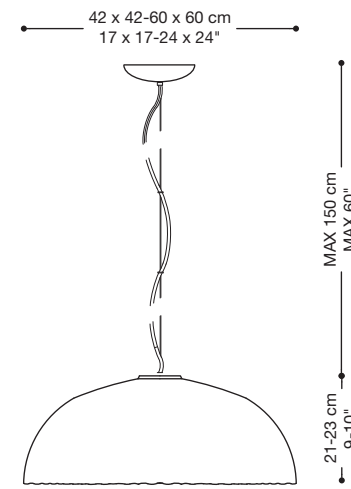


Filè P

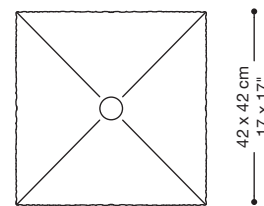
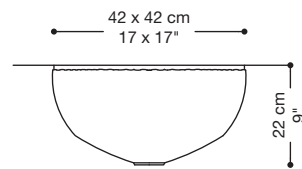


Filè R

STONE




S/ 42 | 1 x MAX 70W E27 ES | IP 20 230V CE cULus
 60 | 1 x MAX 70W E27 ES



R | 4 x MAX 28W E14 ES | IP 20 230V CE cULus

Vetro/Glass



AA

AB

Struttura/Metalwork



3S

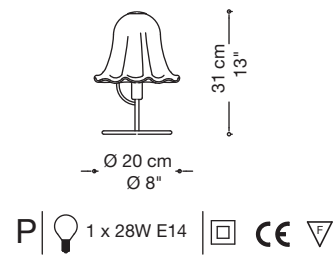
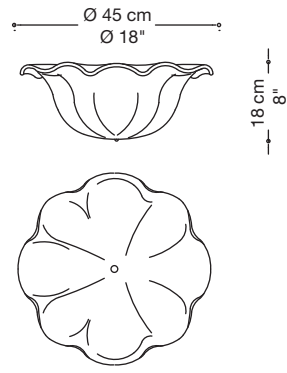


Stone S

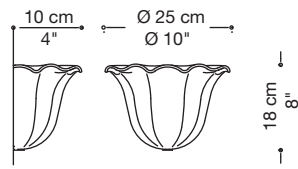


Stone R

655



R | 3 x 28W E14 | CE ▽



A/ 25 | 1 x 42W E14 | CE ▽



655 R

Vetro/Glass



AE HA HB HD

Struttura/Metalwork



2L 3L

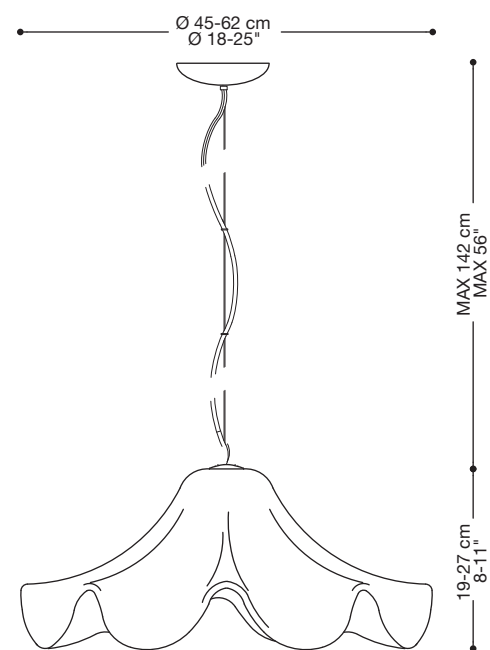


655 P



655 A

667



S/ \varnothing 45 | 1 x 105W E27
 \varnothing 62 | 1 x 105W E27

CE

Vetro/Glass



AB

AD

AE

HB

HD

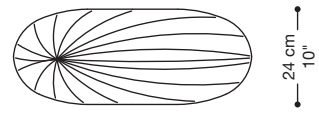
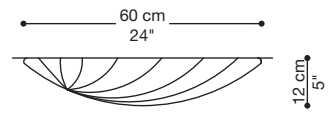
2L

3L

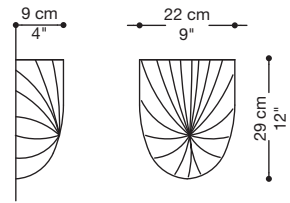
Struttura/Metalwork



GRAFFIO



R | 2 x MAX 70W E27 ES | IP 20 230V | CE cULus



A /22 | 2 x MAX 42W E14 ES | IP 20 230V | CE cULus

Vetro/Glass



QB



QD

Struttura/Metalwork



3S


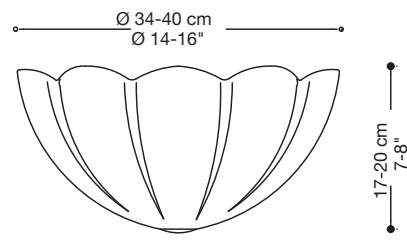


Graffio R

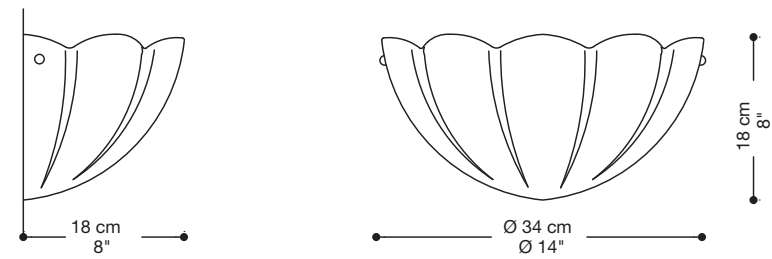


Graffio A

GIULIETTA



R/Ø 34 | 3 x 28W E14 | CE ▽
 Ø 40 | 3 x 42W E14



A/AL 34 | 1 x 80W AL R7S | (0.3m) CE ▽


Vetro/Glass



QB

QD

Struttura/Metalwork



2S

3S

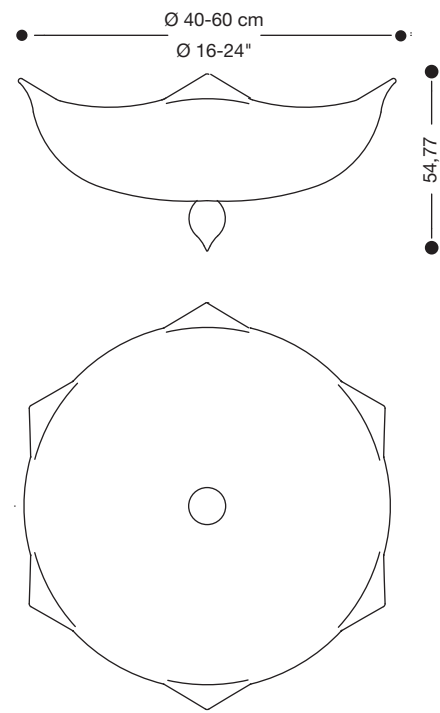


Giuletta R



Giuletta A

DORIS



R-A/ Ø 40 | 3 x 28W E14
 Ø 60 | 3 x 42W E14



Vetro/Glass



QB

QD

Struttura/Metalwork



2L

3L

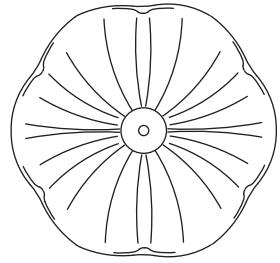
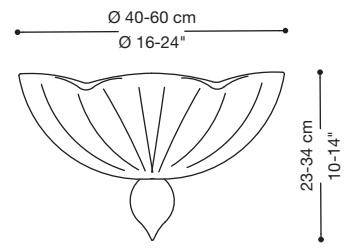


Doris R

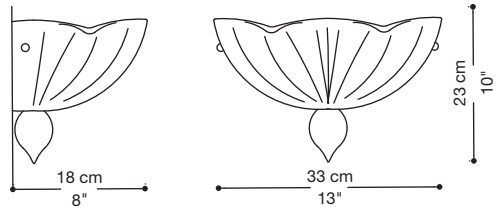


Doris A

PARSIFAL



R/ piccola | 3 x 28W E14 | CE
 grande | 4 x 42W E14



A | 1 x 80W AL R7S | CE

Vetro/Glass




AO

Struttura/Metalwork



2S

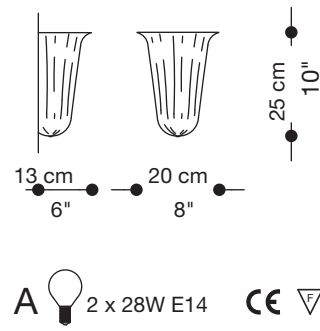
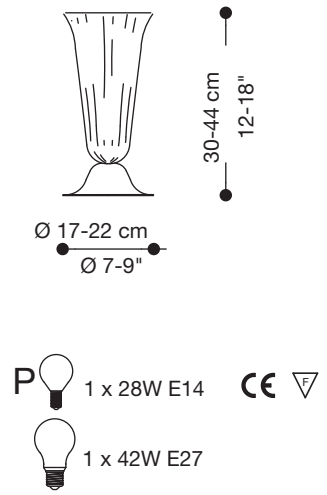
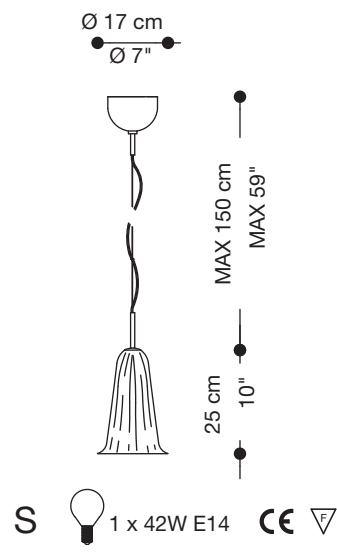
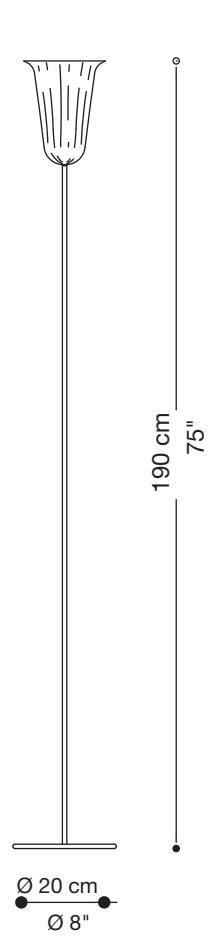


Parsifal R



Parsifal A

CHOPIN




Vetro/Glass



AO

Struttura/Metalwork



2S

3S




Chopin S



Chopin A

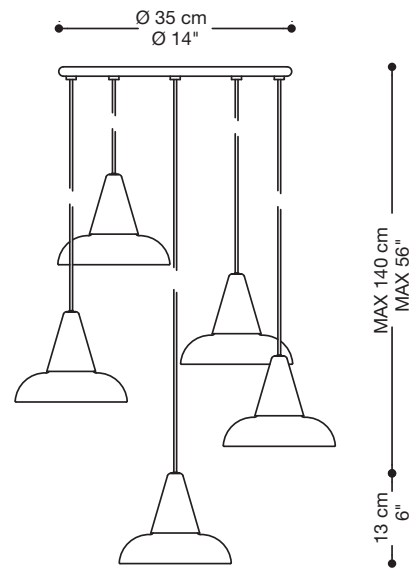


Chopin P

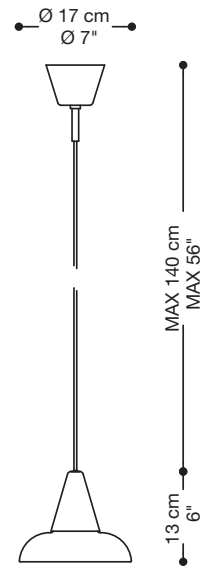


Chopin T

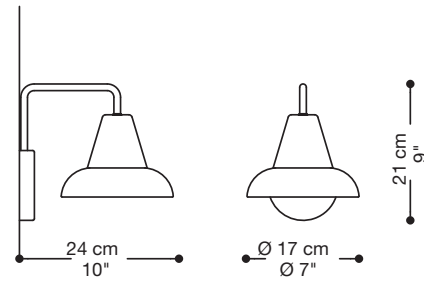
BISSET



S/3 | 3 x 42W E27
 5 | 5 x 42W E27



S | 1 x 42W E27



A | 1 x 42W E27




Vetro/Glass



AO

Struttura/Metalwork



2S

3S

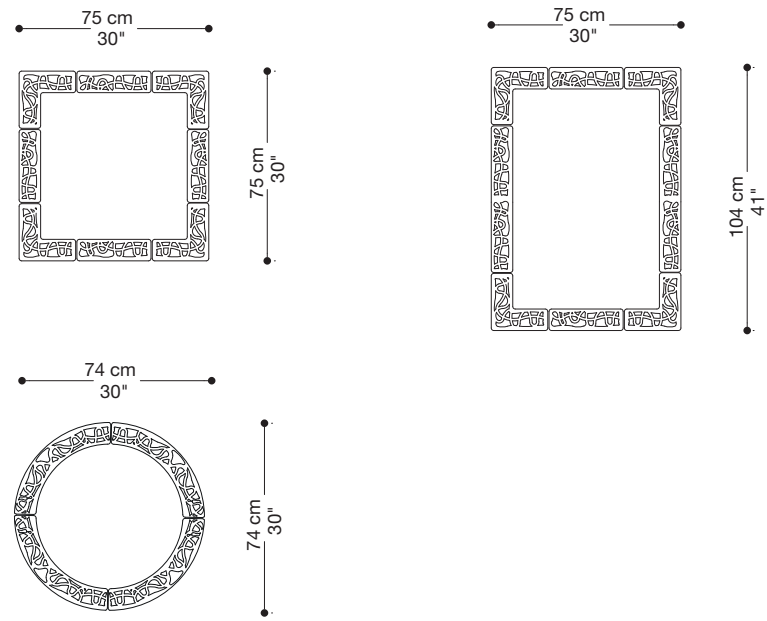


Bisset A



Bisset S

SPECCHIO BURANO



Vetro/Glass




AA

AD

AP

BO



Burano quadrato



Burano rettangolo



Burano rotondo



La riproduzione in qualsiasi formato di questo catalogo o di parte di esso è assolutamente proibita senza la previa autorizzazione scritta di **la murrina**® S.p.A.

Il logo **la murrina**® è di esclusiva titolarità e proprietà di **la murrina**® S.p.A.

Non può essere riprodotto né usato per scopi commerciali, senza il consenso scritto di **la murrina**® S.p.A.

L'azienda si riserva di modificare, in qualsiasi momento e senza nessun preavviso, le caratteristiche tecniche dei prodotti illustrati in questo catalogo.

la murrina® declina ogni responsabilità per eventuali errori di stampa presenti nel catalogo.

la murrina® lavora scrupolosamente con i designer e lo staff tecnico e ingegneristico per garantire sempre un elevato standard qualitativo per ogni singolo pezzo della propria produzione.

I materiali scelti e la componentistica elettrica sono di prima qualità. L'assemblaggio e il controllo viene eseguito in maniera rigorosa da manodopera specializzata.

La produzione del vetro soffiato può presentare alcune minime differenze di peso, colore o spessore, dovute alla elaborazione artigianale dei pezzi. Le eventuali bolle e irregolarità presenti nell'impasto non sono difetti ma caratteristiche preziose ed uniche del vetro soffiato e lavorato a mano artigianalmente.

Ogni corpo illuminante è corredato con una busta contenente un foglio di istruzioni e modalità di assemblaggio.

Modifiche e/o riparazioni di qualsiasi natura apportate al prodotto non autorizzate dopo l'acquisto o il mancato rispetto delle istruzioni di montaggio, possono compromettere la sicurezza del prodotto stesso e provocare situazioni di pericolosità per l'utente.

Pertanto **la murrina**® ne declina ogni responsabilità.

Le dimensioni riportate nei disegni tecnici dei prodotti sono espressi in centimetri e pollici.

Gli apparecchi sono forniti con lampadine.



Legenda simboli



La marcatura CE indica che il prodotto soddisfa gli obblighi di legge in merito alle Direttive Comunitarie Europee applicabili allo stesso.



La marcatura UL indica che il prodotto soddisfa gli obblighi di legge in merito alle Direttive del mercato nordamericano applicabili allo stesso.



Apparecchio installabile direttamente su superfici normalmente infiammabili.



Lampada alogena autoprotetta.

IP 20

GRADO DI PROTEZIONE IP20:
Apparecchio ordinario (nessun segno grafico).



CLASSE DI ISOLAMENTO II:
All'isolamento fondamentale è aggiunto un secondo isolamento o, ai due isolamenti è sostituito un isolamento rinforzato.
Messa a terra: ESCLUSA.



CLASSE DI ISOLAMENTO III: Alimentazione effettuata con bassissima tensione di sicurezza, tensioni superiori a 50 Volt (a 50Hz) sono escluse in ogni parte.
Messa a terra: ESCLUSA.



Distanza minima dagli oggetti illuminati.



Divieto d'uso di lampade a luce fredda.



Foro nel soffitto.

Symbols list

The CE symbol is your assurance that the product bearing the mark meets all the requirements prescribed by law, as contained in the European Community Directives which apply to that products.

The UL symbol is your assurance that the product bearing the mark meets all the requirements prescribed by law, as contained in the North American Directives which apply to that products.

Fixture ready for mounting on normally flammable surface.

Self-shielded halogen lamp.

DEGREE OF PROTECTION IP20:
Ordinary fixtures (no symbols).

CLASS INSULATION II:
Basic insulation plus second insulation or both replaced by reinforced insulation.
Grounding: EXCLUDED.

CLASS INSULATION III: Very low safety supply voltage, not to be used at over 50V (at 50Hz).
Grounding: EXCLUDED.

Minimum distance from illuminated objects.

Warning against the use of cool-beam lamps.

Hole on the ceiling.

Codici colori Glass colour codes

AA	Cristallo Transparent
AD	Cristallo bianco Transparent white
AE	Foglia liberty
AO	Cristallo oro Transparent gold
AP	Nero cristallo Black transparent
AY	Cristallo rosso Transparent red
BA	Cristallo topazio Transparent topaz
BB	Topazio Topaz
BO	Topazio oro Topaz gold
DA	Bianco cristallo White transparent
DB	Bianco topazio White topaz
DD	Bianco White
DP	Bianco nero White black
DY	Bianco rosso White red
EE	Multicolore Multicolor
HA	Graffito cristallo Transparent graffito
HB	Graffito topazio Topaz graffito
HD	Graffito bianco White graffito
HP	Graffito ner Black graffito
HY	Graffito rosso Red graffito
KB	Foglia topazio Topaz leaf decoration
KD	Foglia bianca White leaf decoration
PP	Nero Black
QB	Granigliato topazio Topaz granigliato
QD	Granigliato bianco White granigliato
QV	Granigliato ametista Amethyst granigliato
QY	Graniglia rosso Red granigliato
YY	Rosso Red

Codici struttura Metalwork codes

2S	Oro satinato Matt gold
2L	Oro lucido Polished gold
3S	Nickel satinato Matt nickel
3L	Nickel lucido Polished nickel

Legenda

S	Sospensione/lampadario
A	Applique/lampada da parete
P	Lampada da tavolo
R	Plafoniera/lampada a plafone
T	Lampada da terra

Per alcune collezioni, gli abbinamenti di colore vetro - montatura sono predefiniti.

Eventuali modifiche e/o abbinamenti, andranno richieste per approvazione e preventivo.

la murrina si riserva di apportare in qualsiasi momento e senza preavviso, ai propri articoli modifiche tecniche ed estetiche che, a suo insindacabile giudizio, ritenga necessarie ai fini di migliorarne il prodotto.

Non si garantisce che i prodotti forniti, corrispondano esattamente per forme, colori e misure alle foto presenti nel catalogo; eventuali variazioni sono da considerarsi caratteristiche e pregi della lavorazione artigianale del vetro di Murano.

Ogni prodotto si avvale di specifiche istruzioni di montaggio, inoltre tutti gli articoli riportati in catalogo sono conformi ai requisiti di sicurezza emanati dalle direttive europee e sono quindi a marchio CE.

la murrina garantisce l'originalità del suo prodotto inserendo su ogni prodotto la propria firma.

Legend

S	Chandelier/suspended lamp
A	Wall lamp
P	Table lamp
R	Ceiling lamp
T	Floor lamp

For some collections, the glass-metalwork colour combinations are predetermined.

Requests for modifications and/or different combinations must be submitted for approval and quotation.

la murrina reserves the right to modify its products technically and/or aesthetically, at any time without previous notice, whenever it believes necessary to improve the product.

We do not guarantee that the products will exactly correspond in form, colour, or size to the pictures shown in the catalogue. Possible variations are to be considered part of the value of the artisan workmanship of Murano blown glass.

Each product is delivered with specific mounting instructions; furthermore all the articles listed in the catalogue comply with European safety regulations and therefore are CE certified.

la murrina guarantees the originality of its products by putting its signature on each item.

la murrina
M U R A N O

Direzione: Via Isonzo 26 22078 Turate (CO) Italy
Tel: +39.02.969 75 1 Fax: +39.02.969 75 212
Fornace: Riva Longa 17 Murano Venezia Italy

www.lamurrina.com

