


FINE ART LAMPS®

SUPPLEMENT VOLUME 206



ARCTIC HALO



LILY BUDS



NEULLY

LIGHTING SINCE 1940



A state of graceful bouquets of crystal lily buds form perfectly lovely compositions for chandeliers, pendants and sconces in silver leaf. The lighting effect is naturally elegant, subtly brightening a space with the poetic promise of new blooms inherent in buds.



LILY BUDS



A

A. NO. 881440 SEMI FLUSH MOUNT
H. 11" (28 cm) W. 18.5" (47 cm)
US BULB: B-10 INTL BULB: B35 E14
40W, Candelabra (QTY 3)

B. NO. 881540 CHANDELIER
H. 22" (56 cm) W. 12" (30 cm)
Min Ht. 28" (71 cm) Max Ht. 96" (244 cm)
US BULB: B-10 INTL BULB: B35 E14
60W, Candelabra (QTY 3)

C. NO. 881640 CHANDELIER
H. 32.5" (83 cm) W. 19" (48 cm)
Min Ht. 38" (96.5 cm) Max Ht. 106" (269 cm)
US BULB: B-10 INTL BULB: B35 E14
60W, Candelabra (QTY 3)



B

 Includes faceted 40W US bulb(s).



Multiple pendants
are very efficient.



c



A. NO. 881750 SCONCE
 H. 22" (56 cm) W. 16.5" (42 cm) D. 6.5" (17 cm)
 US BULB: B-10 INTL BULB: B35 E14
 60W, Candelabra (QTY 2)



B. NO. 881140 CHANDELIER
 H. 31.5" (80 cm) W. 34" (86 cm)
 Min Ht. 41" (104 cm) Max Ht. 105" (267 cm)
 US BULB: B-10 INTL BULB: B35 E14
 60W, Candelabra (QTY 6)

C. NO. 881240 CHANDELIER
 H. 40.5" (103 cm) W. 41" (104 cm)
 Min Ht. 46" (117 cm) Max Ht. 114" (290 cm)
 US BULB: B-10 INTL BULB: B35 E14
 60W, Candelabra (QTY 8)

D. NO. 881850 SCONCE
 H. 22" (56 cm) W. 12" (30 cm) D. 7.5" (19 cm)
 US BULB: B-10 INTL BULB: B35 E14
 40W, Candelabra (QTY 1)

 Includes faceted 40W US bulb(s).





Neully is an excursion into the realm of asymmetry. No two arms are alike, and viewing from different angles the overlapping linear interplay of steel suspended in space is endlessly seductive. Cylindrical crystal shades are meticulously scalloped on the interior to create a prismatic lighting effect. Shades are seated on hexagonal solid crystal bobeches.

AVAILABLE IN PATINATED BRONZE, SILVER LEAF AND SOFT GOLD LEAF



NEUJILLY



J | B

JONATHAN
BROWNING
DESIGN GROUP



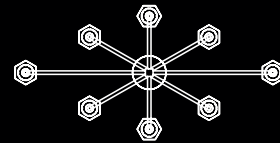
A
Right facing



A
Left facing




B



Bottom view

A. NO. 878850-2 (Shown: gold leaf, right facing)
NO. 878750-2 (Shown: gold leaf, left facing)
 SCONCE
 H. 17" (43 cm) W. 11" (28 cm) D. 6.5" (17 cm)
 US BULB: T6, 25W INTL BULB: T8, 40W
 Candelabra (QTY 2)

B. NO. 879040-2 (Shown: gold leaf)
 OBLONG CHANDELIER
 H. 23" (58 cm) W. 48" (122 cm) D. 24" (61 cm)
 Min Ht. 24" (61 cm) Max Ht. 94" (238 cm)
 US BULB: T6, 25W INTL BULB: T8, 40W
 Candelabra (QTY 8)

 Includes US or Intl bulb(s).

FINISH OPTIONS



NO SUFFIX, BRONZE



-1, SILVER LEAF




-2, SOFT GOLD LEAF

Vaulted ceiling kits available:

NO. 303-VLTKIT (Bronze)

NO. 303-1VLTKIT (Silver)

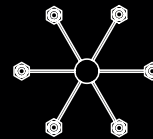
NO. 303-2VLTKIT (Gold)



C



D



Bottom view

C. NO. 878550-1 (Shown: silver leaf)
SCONCE
H. 13.5" (34 cm) W. 4.5" (11 cm) D. 6" (15 cm)
US BULB: T6, 25W INTL BULB: T8, 40W
Candelabra (QTY 1)

D. NO. 879640-1 (Shown: silver leaf)
CHANDELIER
H. 23" (58 cm) W. 36" (91 cm) D. 36" (91 cm)
Min Ht. 24" (61 cm) Max Ht. 94" (238 cm)
US BULB: T6, 25W INTL BULB: T8, 40W
Candelabra (QTY 6)

J | B


JONATHAN
BROWNING
DESIGN GROUP



A
Right facing



B




Bottom view

A. NO. 879750 (Shown: patinated bronze, right facing)
NO. 878650 (Shown: patinated bronze, left facing)
 SCONCE
 H. 19" (48 cm) W. 12" (30 cm) D. 6" (15 cm)
 US BULB: T6, 25W INTL BULB: T8, 40W
 Candelabra (QTY 3)

B. NO. 879340 (Shown: patinated bronze)
 CHANDELIER
 H. 39" (99 cm) W. 20" (51 cm) D. 20" (51 cm)
 Min Ht. 40" (102 cm) Max Ht. 110" (279 cm)
 US BULB: T6, 25W INTL BULB: T8, 40W
 Candelabra (QTY 8)

C. NO. 879140 (Shown: patinated bronze)
 CHANDELIER
 H. 23" (58 cm) W. 40" (102 cm) D. 40" (102 cm)
 Min Ht. 24" (61 cm) Max Ht. 94" (238 cm)
 US BULB: T6, 25W INTL BULB: T8, 40W
 Candelabra (QTY 8)

 Includes US or Intl bulb(s).

FINISH OPTIONS



NO SUFFIX, BRONZE



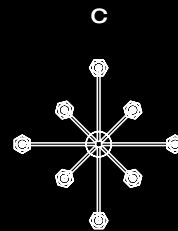
-1, SILVER LEAF



-2, SOFT GOLD LEAF



A
Left facing



C
Bottom view

Vaulted ceiling kits available:

NO. 303-VLTKIT (Bronze)

NO. 303-1VLTKIT (Silver)

NO. 303-2VLTKIT (Gold)



SPECIAL ORDER ITEMS

Renderings below are available with an extended lead time. Certain items may not be suitable for vaulted ceilings. Please contact your Territory Manager or Account Services for more information. Available in patinated bronze, silver leaf and soft gold leaf.



A

A. NO. 878440-1 PENDANT
H. 40.5" (103 cm) W. 64" (163 cm) D. 20.5" (52 cm)
US BULB: T6, 25W INTL BULB: T8, 40W
Candelabra (QTY 24)

B. NO. 878950-1 SCONCE
H. 12.5" (32 cm) W. 10.75" (27 cm) D. 5.5" (14 cm)
US BULB: T6, 25W INTL BULB: T8, 40W
Candelabra (QTY 2)


C. NO. 879440-1 PENDANT
H. 11" (28 cm) W. 60" (152 cm) D. 15" (38 cm)
US BULB: T6, 25W INTL BULB: T8, 40W
Candelabra (QTY 14)


D. NO. 879240-2 PENDANT
H. 24" (61 cm) W. 62" (157 cm) D. 62" (157 cm)
US BULB: T6, 25W INTL BULB: T8, 40W
Candelabra (QTY 16)

E. NO. 879840 PENDANT
H. 24" (61 cm) W. 64" (163 cm) D. 31.75" (81 cm)
US BULB: T6, 25W INTL BULB: T8, 40W
Candelabra (QTY 16)



B

 Includes US or Intl bulb(s).



C

FINISH OPTIONS



NO SUFFIX, BRONZE



-1, SILVER LEAF



-2, SOFT GOLD LEAF



D



E





Fine Art Lamps Master Glass Artist Frank Englesby has been inspired by memories of childhood dreams: the heavenly light show that dances around the midnight moon hovering over the Arctic circle. Design Director Ian Thornton conceived lighting fixtures that captured this effect perfectly, in the form of shallow bowls, drums, shallow rings, waisted bodices, and cylinder sconces. Using thousands of hand made "rough cut" crystal gems made in Fine Art Lamps glassworks, Arctic Halo celebrates the refracted light of ice crystals carried by cirrus clouds and forming a lunar halo in the night sky. Drums and rings with tightly woven white fabric diffusers.

AVAILABLE IN SILVER LEAF, SOFT GOLD LEAF AND MATTE BLACK



ARCTIC HALO



A



B

Bottom view features a solid, woven white fabric diffuser with matching finished finial.

A. NO. 876650-1 (Shown: gold leaf)
 SCONCE
 H. 14" (36 cm) W. 7" (18 cm) D. 4.5" (11 cm)
 US BULB: B10, 40W INTL BULB: B35 E14, 40W
 Candelabra (QTY 2)

B. NO. 879940-1† (Shown: gold leaf)
 SEMI FLUSH MOUNT
 H. 5" (13 cm) W. 20.5" (52 cm)
 US BULB: B-10 INTL BULB: B35 E14
 60W, Candelabra (QTY 3)

C. NO. 878140-1 (Shown: gold leaf)
 PENDANT
 H. 5" (13 cm) W. 30" (76 cm)
 Min Ht. 13" (33 cm) Max Ht. 100" (254 cm)
 US BULB: G16.5, 40W INTL BULB: G45 E14, 40W
 Candelabra (QTY 12)



C

†Items noted are renderings and available with an extended lead time. Please contact your Territory Manager or Account Services for more information. Our studio glass is handmade individually. Slight variations in shape, size and markings are the characteristics that distinguish art glass from mass produced glass.

FINISH OPTIONS



NO SUFFIX, SILVER LEAF



-1, SOFT GOLD LEAF



-2, MATTE BLACK



D



E

D. NO. 880040[†] (Shown: silver leaf)
SEMI FLUSH MOUNT
H. 4" (10 cm) W. 20" (51 cm)
US BULB: B-10 INTL BULB: B35 E14
60W, Candelabra (QTY 3)

E. NO. 876440-1 (Shown: soft gold leaf)
PENDANT
H. 4.5" (11 cm) W. 32" (81 cm)
Min Ht. 13" (33 cm) Max Ht. 74" (188 cm)
US BULB: B-10 INTL BULB: B35 E14
60W, Candelabra (QTY 3)



A



B

A. NO. 876750-2 (Shown: black)
SCONCE
H. 14.5" (37 cm) W. 5.5" (14 cm) D. 6" (15 cm)
US BULB: B10, 40W INTL BULB: B35 E14, 40W
Candelabra (QTY 2)

B. NO. 878040-2 (Shown: black)
PENDANT
H. 5" (13 cm) W. 38" (97 cm)
Min Ht. 16" (41 cm) Max Ht. 100" (254 cm)
US BULB: G16.5, 40W INTL BULB: G45 E14, 40W
Candelabra (QTY 16)

Our studio glass is handmade individually. Slight variations in shape, size and markings are the characteristics that distinguish art glass from mass produced glass.

FINISH OPTIONS



NO SUFFIX, SILVER LEAF



-1, SOFT GOLD LEAF



-2, MATTE BLACK



C



D

C. NO. 876650-2 (Shown: black)
SCONCE
H. 14" (36 cm) W. 7" (18 cm) D. 4.5" (11 cm)
US BULB: B10, 40W INTL BULB: B35 E14, 40W
Candelabra (QTY 2)

D. NO. 876540-2 (Shown: black)
PENDANT
H. 7" (18 cm) W. 44" (112 cm)
Min Ht. 20" (51 cm) Max Ht. 100" (254 cm)
US BULB: A-19, 100W INTL BULB: A60 E27, 60W
Medium (QTY 3)

FINISH OPTIONS



NO SUFFIX, SILVER LEAF



-1, SOFT GOLD LEAF



-2, MATTE BLACK



A



B

A. NO. 876750 (Shown: silver leaf)

SCONCE

H. 14.5" (37 cm) W. 5.5" (14 cm) D. 6" (15 cm)

US BULB: B10, 40W INTL BULB: B35 E14, 40W

Candelabra (QTY 2)

B. Pendant available in two sizes

NO. 876340 (Shown: silver leaf)

NO. 876340-1 (Not shown: soft gold leaf)

NO. 876340-2 (Not shown: black)

H. 9" (23 cm) W. 32" (107 cm)

NO. 876240 (Not shown: silver leaf)

NO. 876240-1 (Not shown: soft gold leaf)

NO. 876240-2 (Not shown: black)

H. 9" (23 cm) W. 42" (107 cm)

Min Ht. 15" (38 cm) Max Ht. 81.75" (208 cm)

US BULB: A-19, 100W INTL BULB: A60 E27, 60W

Medium (QTY 3)

Our studio glass is handmade individually. Slight variations in shape, size and markings are the characteristics that distinguish art glass from mass produced glass.

STYLE	PAGE NO.	WEIGHT	WEIGHT (kg)	STYLE	PAGE NO.	WEIGHT	WEIGHT (kg)
876240	22	90	41	878950-1	14	*	*
876240-1	22	90	41	878950-2	14	*	*
876240-2	22	90	41	879040	10	21	10
876340	22	70	32	879040-1	10	21	10
876340-1	22	70	32	879040-2	10	21	10
876340-2	22	70	32	879140	12	19	9
876440	19	47	21	879140-1	12	19	9
876440-1	19	47	21	879140-2	12	19	9
876440-2	19	47	21	879240	14	*	*
876540	21	80	36	879240-1	14	*	*
876540-1	21	80	36	879240-2	14	*	*
876540-2	21	80	36	879340	12	17	8
876650	18, 21	8	4	879340-1	12	17	8
876650-1	18, 21	8	4	879340-2	12	17	8
876650-2	18, 21	8	4	879440	14	*	*
876750	20, 22	6	3	879440-1	14	*	*
876750-1	20, 22	6	3	879440-2	14	*	*
876750-2	20, 22	6	3	879640	11	14	6
878040	20	90	41	879640-1	11	14	6
878040-1	20	90	41	879640-2	11	14	6
878040-2	20	90	41	879750	12	7	3
878140	18	60	27	879750-1	12	7	3
878140-1	18	60	27	879750-2	12	7	3
878140-2	18	60	27	879840	14	*	*
878440	14	*	*	879840-1	14	*	*
878440-1	14	*	*	879840-2	14	*	*
878440-2	14	*	*	879940	18	*	*
878550	11	4	2	879940-1	18	*	*
878550-1	11	4	2	879940-2	18	*	*
878550-2	11	4	2	880040	19	*	*
878650	12	7	3	880040-1	19	*	*
878650-1	12	7	3	880040-2	19	*	*
878650-2	12	7	3	881140	6	38	17
878750	10	5	2	881240	6	50	23
878750-1	10	5	2	881440	4	11	5
878750-2	10	5	2	881540	4	16	7
878850	10	5	2	881640	4	26	12
878850-1	10	5	2	881750	6	8	4
878850-2	10	5	2	881850	6	9.5	4
878950	14	*	*				

*Special Order Items: Please contact Account Services for this information.

For more product specifications, visit www.fineartlamps.com

PRINTED IN THE U.S.A.

SHOWROOMS

DALLAS | HIGH POINT | MIAMI | MOSCOW

CORPORATE HEADQUARTERS

5772 Miami Lakes Drive East, Miami Lakes, FL 33014

☎ 305.821.3850 ☎ 305.821.1564 | www.fineartlamps.com