




FINE ART LAMPS®

LIGHTING SINCE 1940

SUPPLEMENT VOLUME 205

ALLISON PALADINO AUGMENTS | ARCTIC HALO | HAILSTONES
GROSVENOR SQUARE | MONCEAU



"Monceau is an exploration of geological faceting. The classical emerald cut is a rectangular composition with two short sides cut North & South and two long sides cut East & West. The top surface of Monceau has a large rectangular plane that serves as a window with deep facets on four sides. Using classical facets in crystal looks modern on this large scale. This is what I intended when I set out to design Monceau." - Jonathan Browning, Designer.

Each Monceau crystal is cut from a solid mass measuring 8" x 6" x 6". The center is cored out and all facets and surfaces are meticulously polished. Metal frames in choice of platinized silver leaf, patinated bronze and soft gold leaf.

AVAILABLE IN PATINATED BRONZE, SILVER LEAF AND SOFT GOLD LEAF FINISH.



MONCEAU

J | B

JONATHAN
BROWNING
DESIGN GROUP



FINISH OPTIONS




A

A. NO. 875240-2 (Shown: gold leaf)
CHANDELIER
W. 46.75" (119 cm) H. 14" (36 cm) D. 5.5" (14 cm)
US BULB: T6.5, 40W INTL BULB: B35 E14, 40W
Candelabra (QTY 6)

B. NO. 875340 (Shown: bronze)
CHANDELIER
W. 33" (84 cm) H. 14.25" (36 cm)
US BULB: T6.5, 40W INTL BULB: B35 E14, 40W
Candelabra (QTY 6)

C. NO. 875140-1 (Shown: silver leaf)
CHANDELIER
W. 52.5" (133 cm) H. 14.25" (36 cm)
US BULB: T6.5, 40W INTL BULB: B35 E14, 40W
Candelabra (QTY 12)

 T6.5 bulbs included.

J | B

JONATHAN
BROWNING
DESIGN GROUP



B



C

FINISH OPTIONS



A




B



A. NO. 875050 (Shown: bronze)
NO. 875050-1 (Shown: silver leaf)
SCONCE
W. 5.5" (14 cm) H. 14.5" (37 cm) D. 6.75" (17 cm)
US BULB: T6.5, 40W INTL BULB: B35 E14, 40W
Candelabra (QTY 1)

B. NO. 874950-2 (Shown: soft gold leaf)
SCONCE
W. 6" (15 cm) H. 10" (25 cm) D. 3" (8 cm)
US BULB: T6.5, 40W INTL BULB: B35 E14, 40W
Candelabra (QTY 1)

C. NO. 875440 (Shown: patinated bronze)
NO. 875440-1 (Shown: silver leaf)
NO. 875440-2 (Shown: gold leaf)
DROP LIGHT
W. 5.5" (14 cm) H. 9" (23 cm) D. 5.5" (14 cm)
US BULB: T6.5, 40W INTL BULB: B35 E14, 40W
Candelabra (QTY 1)

 T6.5 bulbs included.

J | B

JONATHAN
BROWNING
DESIGN GROUP



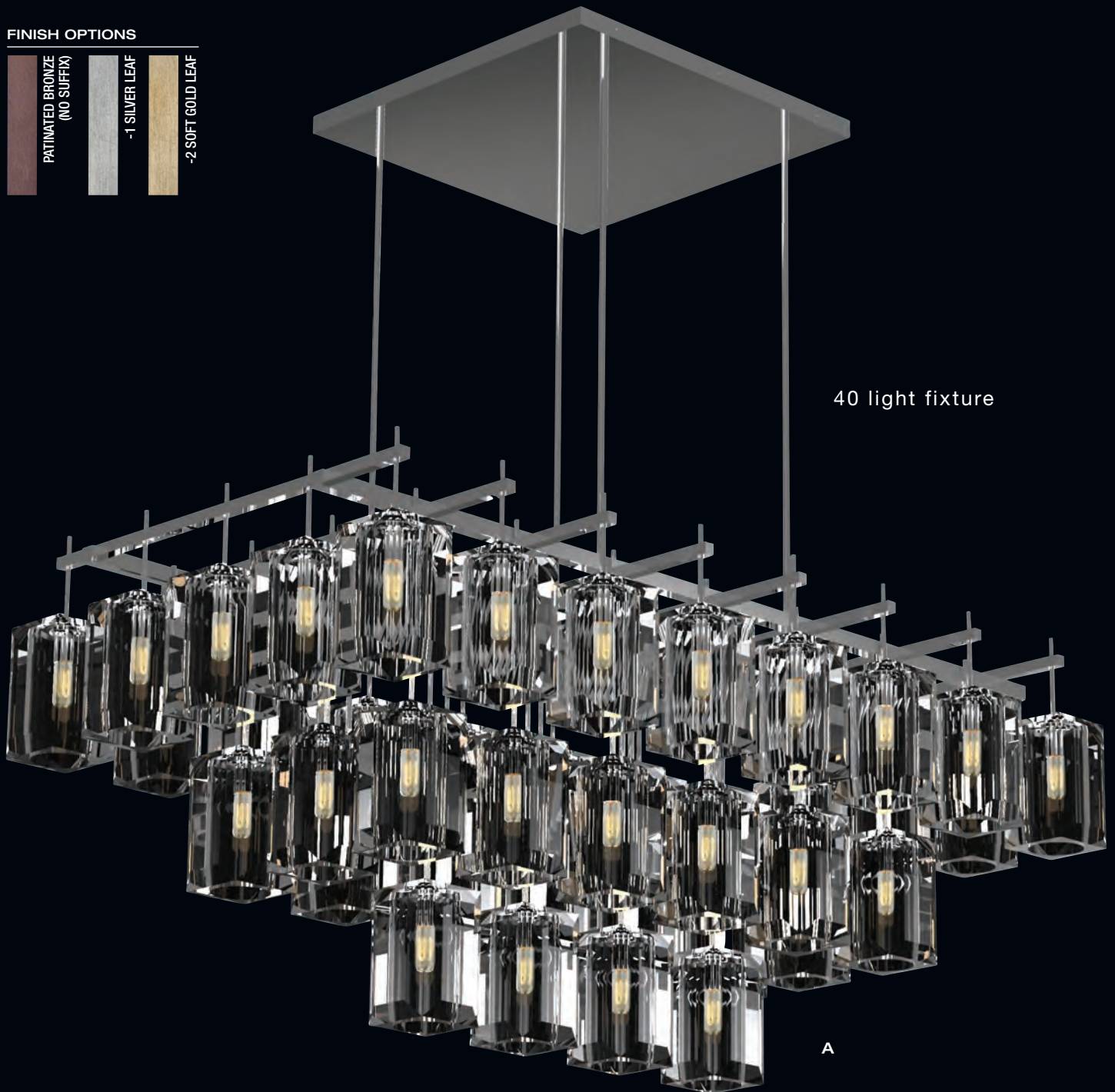
C



SPECIAL ORDER ITEMS

Renderings below are available with an extended lead time. Please contact your Territory Manager or Account Services for more information.
Available in silver leaf, patinated bronze and soft gold leaf.

FINISH OPTIONS



A. NO. 877240

PENDANT

W. 61.5" (156 cm) D. 34" (86 cm)

US BULB: T6.5, 40W INTL BULB: B35 E14, 40W

Candelabra (QTY 40)

B. NO. 877340

PENDANT

W. 17.5" (44 cm) D. 17.5" (44 cm)

US BULB: T6.5, 40W INTL BULB: B35 E14, 40W

Candelabra (QTY 4)


C. NO. 877540

PENDANT

W. 39.5" (100 cm) D. 39.5" (100 cm)

US BULB: T6.5, 40W INTL BULB: B35 E14, 40W

Candelabra (QTY 25)

 T6.5 bulbs included.

4 light fixture



B

25 light fixture



C

SPECIAL ORDER ITEMS

Renderings below are available with an extended lead time. Please contact your Territory Manager or Account Services for more information.
Available in silver leaf, patinated bronze and soft gold leaf.

FINISH OPTIONS



A



B

A. NO. 877640

CHANDELIER

W. 61.5" (156 cm) D. 19.5" (50 cm)

US BULB: T6.5, 40W INTL BULB: B35 E14, 40W

Candelabra (QTY 16)

B. NO. 877740

CHANDELIER

W. 63.25" (161 cm) D. 5.5" (14 cm)

US BULB: T6.5, 40W INTL BULB: B35 E14, 40W

Candelabra (QTY 8)


C. NO. 878340

PENDANT

W. 66.5" (169 cm) D. 66.5" (169 cm)

US BULB: T6.5, 40W INTL BULB: B35 E14, 40W

Candelabra (QTY 16)

 T6.5 bulbs included.

J | B

JONATHAN
BROWNING
DESIGN GROUP



16 light fixture

c



Fine Art Lamps Master Glass Artist Frank Englesby has been inspired by memories of childhood dreams: the heavenly light show that dances around the midnight moon hovering over the Arctic circle. Design Director Ian Thornton conceived lighting fixtures that captured this effect perfectly, in the form of shallow bowls, drums, shallow rings, waisted bodices, and cylinder sconces. Using thousands of hand made "rough cut" crystal gems made in Fine Art Lamps glassworks, Arctic Halo celebrates the refracted light of ice crystals carried by cirrus clouds and forming a lunar halo in the night sky. Available in soft tinted pale gold leaf or silver leaf. Drums and rings with tightly woven white fabric diffusers.

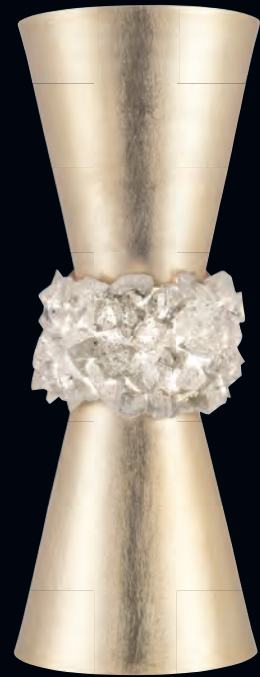
AVAILABLE IN SILVER LEAF AND SOFT GOLD LEAF FINISH



ARCTIC HALO



B



B



A

Pendant available in 2 sizes:

A. NO. 876240 (Not shown: silver leaf)
NO. 876240-1 (Not shown: soft gold leaf)
W. 42" (107 cm) H. 9" (23 cm)

NO. 876340 (Shown above: silver leaf)
NO. 876340-1 (Not shown: soft gold leaf)
W. 32" (81 cm) H. 9" (23 cm)
US BULB: A-19, 100W INTL BULB: A60 E27, 60W
Candelabra (QTY 3)

B. NO. 876750 (Shown: silver leaf)
NO. 876750-1 (Shown: soft gold leaf)
SCONCE
W. 5.5" (14 cm) H. 14.5" (37 cm) D. 6" (15 cm)
US BULB: B10, 40W INTL BULB: B35 E14, 40W
Candelabra (QTY 2)

C. NO. 876440-1 (Shown: soft gold leaf)
NO. 876440 (Not shown: silver leaf)
PENDANT
W. 32" (81 cm) H. 4.5" (11 cm)
US BULB: B10, 60W INTL BULB: B35 E14, 60W
Candelabra (QTY 3)

D. NO. 876540 (Shown: silver leaf)
NO. 876540-1 (Not shown: soft gold leaf)
PENDANT
W. 44" (112 cm) H. 7" (18 cm)
US BULB: B10, 60W INTL BULB: B35 E14, 60W
Candelabra (QTY 3)

Our studio glass is handmade individually. Slight variations in shape, size and markings are the characteristics that distinguish art glass from mass produced glass.

FINISH OPTIONS



SILVER LEAF (NO SUFFIX)



-1 SOFT GOLD LEAF



C



D



A. NO. 878140-1 (Shown: soft gold leaf)
NO. 878140 (Not shown: silver leaf)
 PENDANT
 W. 30" (76 cm) H. 5" (13 cm)
 US BULB: G16.5, 40W INTL BULB: G45 E14, 40W
 Candelabra (QTY 12)

B. NO. 876650-1 (Shown: soft gold leaf)
NO. 876650 (Shown: silver leaf)
 SCONCE
 W. 7" (18 cm) H. 14" (36 cm) D. 4.5" (11 cm)
 US BULB: B10, 40W INTL BULB: B35 E14, 40W
 Candelabra (QTY 2)

C. NO. 878040 (Shown: silver leaf)
NO. 878040-1 (Not shown: soft gold leaf)
 PENDANT
 W. 38" (97 cm) H. 5" (13 cm)
 US BULB: G16.5, 40W INTL BULB: G45 E14, 40W
 Candelabra (QTY 16)

Our studio glass is handmade individually. Slight variations in shape, size and markings are the characteristics that distinguish art glass from mass produced glass.

FINISH OPTIONS



SILVER LEAF (NO SUFFIX)



-1 SOFT GOLD LEAF



B



C



Born from the core elements of earth, inspired by the beauty of nature and created by the sculpting hands of master craftsmen. A collection of precious drop lights as wondrous and unique as nature itself. Available in platinumized silver leaf or gold toned silver leaf finish and your choice of six crystal glass options. Custom finishes and custom sizes available on all canopies.

NEW GLASS OPTION: HAILSTONES, AVAILABLE IN PLATINIZED SILVER LEAF OR GOLD TONED SILVER LEAF



NO. 852440-105 (Shown: silver leaf)
DROP LIGHT
W. 12" (30 cm)
US BULB/INTL BULB: G4, 10W (QTY 5)

Glass Options



Evening Cloud



Clear Quartz*



Natural Quartz*



Quartz Clusters Vertical*




Quartz Clusters Random*



NEW: Hailstones

For ordering instructions and more information visit fineartlamps.com/NaturalInspirations.
*Master glass artisans blend quartz with other minerals to create our glass drops.

Our studio glass is handmade individually. Slight variations in shape, size and markings are the characteristics that distinguish art glass from mass produced glass.



A state of the art dimmable LED collection of lighting fixtures and sconces created by acclaimed interior designer Allison Paladino incorporates Fine Art Lamps exclusive studio process of dichroic rough-cut sculpted glass, conceived by Fine Art Lamps master glass artist Frank Englesby. Each rough cut gem glass is lit by (small and high efficacy) hidden LEDs, highlighting a subtle dual-colored reflective brilliance. Dichroic glass was developed by NASA for use in space shuttles. Making dichroic glass requires a complex processing technique in high-temperature vacuum chambers using vaporizing metallic oxides such as magnesium and titanium. The process requires 15 to 45 individual layers totaling a width less than a single human hair. Select items now available with large 14" glass.

AVAILABLE IN SILVER LEAF, PATINATED BRONZE AND GOLD LEAF FINISH.



ALLISON PALADINO



Small glass sconce: 9.5" H.

A



Large glass sconce: 14.5" H.

B



C

Round pendant

A. NO. 872650-1 (Shown: silver leaf finish with small glass)
SCONCE (ADA COMPLIANT)
W. 4.5" (11 cm) H. 9.5" (24 cm) D. 4" (10 cm)
US/INTL BULB: Cree LED (QTY 2)

B. NO. 872750-1 (Shown: silver leaf finish with large glass)
SCONCE (ADA COMPLIANT)
W. 7" (18 cm) H. 14.5" (37 cm) D. 4" (10 cm)
US/INTL BULB: Cree LED (QTY 2)

C. NO. 872840-11 (Shown: silver leaf with large glass)
W. 42" (107 cm) H. 14.75" (37 cm)
NO. 872840-1 (Not shown: silver leaf with small glass)
W. 30" (76 cm) H. 9.5" (24 cm)
PENDANT
US/INTL BULB: Cree LED (QTY 16)

D. NO. 875540-21* (Shown: gold leaf)
PENDANT
W. 21.25" (54 cm) H. 15" (38 cm)
US/INTL BULB: Cree LED (QTY 8)

E. NO. 875640-21* (Shown: gold leaf)
PENDANT
W. 29.25" (74 cm) H. 15" (38 cm)
US/INTL BULB: Cree LED (QTY 12)

*Small glass option available through our Customization Program.

FINISH OPTIONS

*Large glass available on select items



-1 SILVER LEAF, SMALL GLASS

-11 SILVER LEAF, LARGE GLASS*



-2 GOLD LEAF, SMALL GLASS

-21 GOLD LEAF, LARGE GLASS*



-3 BRONZE LEAF

-31 BRONZE LEAF, LARGE GLASS*



Square pendant


D



Hexagon pendant

E

FINISH OPTIONS



A



B

A. NO. 873140-11 (Shown: silver leaf with large glass)
W. 74" (188 cm) H. 30" (76 cm)

NO. 873140-1 (Not shown: silver leaf with small glass)
W. 48.5" (123 cm) H. 24" (61 cm)

PENDANT

US/INTL BULB: Cree LED (QTY 32)

Not suitable for vaulted ceilings

B. NO. 873040-21 (Shown: gold leaf with large glass)
W. 46.5" (118 cm) H. 25" (64 cm)

NO. 873040-2 (Not shown: gold leaf with small glass)
W. 32" (81 cm) H. 20.5" (52 cm)

PENDANT

US/INTL BULB: Cree LED (QTY 20)

Not suitable for vaulted ceilings.

SPECIAL ORDER ITEMS

Renderings below are available with an extended lead time. Please contact your Territory Manager or Account Services for more information. Available in silver leaf, patinated bronze and gold leaf.

NO. 872940-11* (Shown: silver leaf with large glass)
PENDANT
W. 60" (152 cm) H. 14.5" (60 cm)
US/INTL BULB: Cree LED (QTY 24)



NO. 875940-11* (Shown: silver leaf with large glass)
PENDANT
W. 65" (165 cm) H. 24" (61 cm)
US/INTL BULB: Cree LED (QTY 28)
Not suitable for vaulted ceilings.



NO. 876140-11* (Shown: silver leaf with large glass)
PENDANT
W. 56" (142 cm) H. 24" (61 cm)
US/INTL BULB: Cree LED (QTY 24)
Not suitable for vaulted ceilings.



*Small glass option available through our Customization Program.

To view the balance of this collection,
see Supplement Volume 201 or
visit www.fineartlamps.com



A



B



C

A. NO. 871750 SCONCE

W. 7.5" (19 cm) H. 36" (91 cm) D. 8" (20 cm)

US BULB: B10, 60W INTL BULB: B35 E14, 60W

Candelabra (QTY 1)

SHADE: 7.5" x 7.5" x 11" (19 cm x 19 cm x 28 cm)

B. NO. 871550 SCONCE

W. 13" (33 cm) H. 25.5" (65 cm) D. 6" (15 cm)

US BULB: B10, 60W INTL BULB: B35 E14, 60W

Candelabra (QTY 1)

SHADE: 13" x 6" x 13" (33 cm x 15 cm x 33 cm)

C. NO. 871650 SCONCE

W. 11.75" (30 cm) H. 16.5" (42 cm) D. 6" (15 cm)

US BULB: B10, 60W INTL BULB: B35 E14, 60W

Candelabra (QTY 1)

SHADE: 11.75" x 6" x 7.25" (30 cm x 15 cm x 18 cm)

D. NO. 871450 SCONCE

W. 8" (20 cm) H. 46" (117 cm) D. 5" (13 cm)

US BULB: B10, 40W INTL BULB: B35 E14, 40W

Candelabra (QTY 1)

E. NO. 847150 SCONCE

H. 29" (74 cm)

US BULB: G16.5 INTL BULB: G45 E14

60W, Candelabra (QTY 1)

SHADE: 8.5" x 4", 11" x 5.5", 6" (22 cm x 10 cm, 28 cm x 14 cm, 14 cm)

F. NO. 847250 (Shown: nickel)

NO. 847250-2 (Shown: brass)

SCONCE

H. 15" (38 cm)

US BULB: B10, 60W INTL BULB: B35 E14, 60W

Candelabra (QTY 1)

SHADE: 9.5" x 4", 10" x 4", 6.75" (24 cm x 10 cm, 25 cm x 14 cm, 17 cm)



D



E



F



GROSVENOR SQUARE

STYLE	PAGE NO.	WEIGHT	WEIGHT (kg)	STYLE	PAGE NO.	WEIGHT	WEIGHT (kg)
847150-1	26	5	4	875540-31	22	75	35
847250-1	26	6	3	875640-11	22	97	45
847250-2	26	6	3	875640-21	22	97	45
852440-105	19	25	12	875640-31	22	97	45
871550	26	9	5	875940-11	25	**	**
871650	26	6	3	875940-21	25	**	**
871750	26	11.5	6	875940-31	25	**	**
872650-1	22	5	2	876140-11	25	**	**
872650-2	22	5	2	876140-21	25	**	**
872650-3	22	5	2	876140-31	25	**	**
872750-1	22	11	5	876240	14	90	41
872750-2	22	11	5	876240-1	14	90	41
872750-3	22	11	5	876340	14	70	32
872840-11	22	125	57	876340-1	14	70	32
872840-21	22	125	57	876440	14	47	22
872840-31	22	125	57	876440-1	14	47	22
872940-11	25	**	**	876540	14	80	37
872940-21	25	**	**	876540-1	14	80	37
872940-31	25	**	**	876650	16	8	4
873040-11	24	150	69	876650-1	16	8	4
873040-21	24	150	69	876750	14	6	3
873040-31	24	150	69	876750-1	14	6	3
873140-11	24	232	106	877240	8	**	**
873140-21	24	232	106	877240-1	8	**	**
873140-31	24	232	106	877240-2	8	**	**
874950	6	15	7	877340	8	**	**
874950-1	6	15	7	877340-1	8	**	**
874950-2	6	15	7	877340-2	8	**	**
875050	6	18	9	877540	8	**	**
875050-1	6	18	9	877540-1	8	**	**
875050-2	6	18	9	877540-2	8	**	**
875140	6	200	91	877640	10	**	**
875140-1	6	200	91	877640-1	10	**	**
875140-2	6	200	91	877640-2	10	**	**
875240	4	86	40	877740	10	**	**
875240-1	4	86	40	877740-1	10	**	**
875240-2	4	86	40	877740-2	10	**	**
875340	4	110	50	878040	16	90	41
875340-1	4	110	50	878040-1	16	90	41
875340-2	4	110	50	878140	16	60	28
875440	6	18	9	878140-1	16	60	28
875440-1	6	18	9	878340	10	**	**
875440-2	6	18	9	878340-1	10	**	**
875540-11	22	75	35	878340-2	10	**	**
875540-21	22	75	35				

**Special Order Items: Please contact Account Services for this information.

SHOWROOMS

DALLAS | HIGH POINT | MIAMI | MOSCOW

CORPORATE HEADQUARTERS

5772 Miami Lakes Drive East, Miami Lakes, FL 33014

T 305.821.3850 F 305.821.1564 | www.fineartlamps.com

PRINTED IN THE U.S.A.