

# COLLECTION



# PORTE ROMAGNOLI

*Romagnoli doors*

12

CONTEMPORARY

BRIO  
Pag. 14



BR1B BR1V BR1M BR4M CB1B2P

CUBICA  
Pag. 20



CB1B2V CB4V

EGO  
Pag. 26



EGIB EGI V EGI 2B EGI B1V EGI BDAY EGI VDAY EGI B ONDA EGI V ONDA

FLY  
Pag. 52



ETIBTES ETIVTES FLIINS FL3INS FL5INS FL1V FL5B (\*) FLDE-CO10 FLDE-CO20 FLDE-CO30 FLDEC101 FLDEC104 FLITPT FLIVTPT FLIPL

REPLAY  
Pag. 110



RS1V RS1M RM2M RS4M RS2CV RS4C RS4C RP1B RP1V RP1B1V RP1B2V RP2B1V RP1B1AM-MA RP4V RP2BL

CATIA  
Pag. 148



CT1B CT1V CT2B CT1B1V CT3B CT2B1V CT3BL

COUNTRY  
Pag. 154



CT4B (\*) CY1BL CY2B CY1B1V CY3BL

DALIA  
Pag. 160



CY3BS (\*) DL1B DL1V

146

CLASSIC

CATIA  
Pag. 148



DL2BL DL1B1VL DL4B (\*) DL4V (\*) DL2B CC DL2B1V LC DL3BCC DL2BC CIV DL10V DL10VC DL1B6V DL1B6VC

GRAFFITI  
Pag. 170



GR1B GR1V GR1B1V



NW3BL NW3BCC NW1BART NW2BCC NW1B1VCC NW1B6V NW10V NWSB NW1VART NW2BART NW1B1V ART NW2BL ART NW1B1VL ART NW2BS ART NW1B1VS CART

ACROPOLI  
Pag. 216



AC1B AC1V

FARAONE  
Pag. 226



BR1BFAR BR1B1V FAR

HOPERA  
Pag. 244



HP2B HP1B1V HP3BS HP1B6V HP3B HP2B1V HP2BTFV HP1B1V TFV HP3BL TFV HP2B1V TFV HP3B-STFV

214

LUXURY

Pag. 294

CONTRACT

Pag. 298

AREA TECNICA  
technical area

Pag. 300

RIVESTIMENTI PER  
PORTE BLINDATE  
armoured door linings

Pag. 302

BOISERIE  
boiserie

Pag. 303

ARMADIATURE  
wardrobe

Pag. 304

MANIGLIE  
ROMAGNOLI  
Romagnoli handles

Pag. 306

VETRI  
ROMAGNOLI  
Romagnoli glass

**ELLISSE**  
Pag. 36

**ESSENTIAL**  
Pag. 44



**FUTURA**  
Pag. 60

**GIOTTO**  
Pag. 70

**LADY**  
Pag. 76

**LIGNIUM**  
Pag. 82

**PITONE**  
Pag. 94

**RASA**  
Pag. 104



**SENSO**  
Pag. 122

**STAR**  
Pag. 138



**NEW CLASSIC**  
Pag. 176



**QUEEN**  
Pag. 200

**SETTECENTO**  
Pag. 206



**PASHA**  
Pag. 262

**RONDÒ**  
Pag. 280



Pag. 308

**CERNIERE**  
hinges

Pag. 309

**SERRATURE**  
locks

Pag. 310

**STIPITI E COPRIFILI**  
frames and casings

Pag. 312

**GUIDA ALLA SCELTA**  
how to buy

Pag. 314

**TIPOLOGIE DI APERTURA**  
types of opening

Pag. 316

**CATEGORIA PRODOTTI**  
products category

Pag. 317

**COLORI RAL**  
Ral colours



**CHI SIAMO**

*who we are*





Professionalità ed esperienza sono sinonimo di Romagnoli.

Una realtà che opera nel settore del legno da oltre 35 anni e fa della sperimentazione di nuove soluzioni d'arredo la base del proprio percorso evolutivo. L'applicazione d'idee sempre nuove, la continua ricerca di tecnologie all'avanguardia, insieme all'impiego dei migliori materiali, porta l'azienda ad acquisire una posizione di spicco nel settore.

Una concezione del design che l'azienda è stata capace di esportare con successo, in tutti i maggiori mercati mondiali.

Da sempre, durante tutto il processo produttivo, Romagnoli riserva una continua e particolare attenzione verso l'ambiente, utilizzando i materiali di scarto della lavorazione, per generare energia termica per i propri stabilimenti. Nella stessa prospettiva, ha adattato le linee di verniciatura nuove e già esistenti, per ridurre al minimo i rischi d'inquinamento sia all'interno che all'esterno dell'azienda. Innovazione in ogni senso, per creare spazi confortevoli da vivere, nel massimo rispetto per l'ambiente esterno.

Dalla bellezza naturale del legno massello e dalle particolari tecniche di lavorazione, nasce lo stile inconfondibile delle porte Romagnoli. Create per fare di ognuna di loro, un pezzo unico ed esclusivo. Ogni realizzazione ha una propria inconfondibile personalità, ma tutte sono l'emblema della ricerca della perfezione e dell'applicazione di concetti innovativi.

Pensate, progettate, create esclusivamente per chi vive nel design. La bellezza estetica dei prodotti Romagnoli si accompagna alla massima attenzione per la qualità, valore indispensabile per proporre sempre il meglio e conquistare la fiducia di un pubblico ambizioso ed esigente. Nel 1998 Romagnoli ottiene la certificazione Iso 9001.

*Romagnoli is a synonym of professionalism and experience.*

*A reality that has been operating in the woodwork sector for over 35 years and that has made the experimentation of new furnishing solutions the cornerstone of its pathway towards evolution. The application of new ideas, continuous avant-garde technological research and the use of the best raw materials, have led the company to the acquisition of a position that is now to the forefront within this sector. A conception of design that the company has been able to export successfully, to all major worldwide markets.*

*Throughout the entire production process Romagnoli has always paid particular attention to the environment, using waste material left over from processing to generate heat energy for its factories. The company has also recently adopted new and already existing varnishing ranges in order to reduce pollution risks to a minimum both within the company and outside of the same. Innovation in all senses therefore, to create spaces that are comfortable to live in, with the utmost respect for the outer environment.*

*The unmistakable style of Romagnoli doors is created from the natural beauty of heartwood and thanks to particular working techniques. All the doors created as unique, exclusive pieces. Each product has its own unmistakable personality, yet all of them are emblems of perfection and the application of innovative concepts. Inspired, designed and created exclusively for those who live in design. The beauty of Romagnoli products goes hand in hand with the utmost attention reserved for quality, an essential value which is necessary in order to always propose the best and conquer the trust of an ambitious and demanding public. In 1998, Romagnoli was awarded the Iso 9001 certification.*

# 100% MADE IN ITALY

Il Made in Italy, conosciuto ed apprezzato in tutto il mondo ha fatto sì, che i prodotti italiani abbiano nel tempo guadagnato valore e fama nelle diverse categorie merceologiche, con uno stile e un design che li rende unici e riconoscibili.

L'azienda Romagnoli con la sua produzione di porte di alta qualità è divenuta nel tempo simbolo delle porte Made in Italy nel mondo, differenziandosi per il gusto delle linee, il pregio dei materiali, la cura nei particolari e finiture con tutta la forza dello stile italiano.

*The brand "Made in Italy", renowned and appreciated all over the world, has made Italian products famous for their high quality in several product categories, thanks to their style and design that make them unique and recognizable.*

*The company Romagnoli with its production of high-quality doors has become over time a symbol of Made in Italy in the world, standing out for the taste of its lines, the value of its materials, the attention for details and fittings and the strength of its Italian style.*





**Passione  
Design  
Tecnica**

**Tailor made**

**Innovazione,  
Tecnologia e Ricerca**

**Tradizione,  
Artigianalità e Arte**

**Elevata  
flessibilità  
produttiva**

# CERTIFICATI E GARANZIA

## *certificates & guarantee*

### **Certificati Aziendali**

La Romagnoli ha sempre puntato alla qualità applicata al design tipico del Made in Italy, proprio per questo motivo è dal 1998 che i suoi processi produttivi ed organizzativi sono certificati ISO 9001. Ecco perché la Romagnoli firma a fuoco i suoi prodotti. Firmare un prodotto non vuol dire solo imprimere un marchio per renderlo riconoscibile, ma significa assumersi la responsabilità di quello che il cliente sta acquistando e creare un brand che è sinonimo di qualità, affidabilità e prestigio.

### **Garanzia Prodotti**

La Romagnoli, a tutela dei suoi prodotti opera una garanzia per un totale di 15 anni su alcune collezioni. Questa garanzia fa riferimento nello specifico ai seguenti eventi:

- > 5 anni su problemi inerenti a termiti;
- > 5 anni di garanzia sulla inalterabilità della finitura;
- > 5 anni sulla staticità dell'anta.

Tutto questo a conferma di quanto ogni singola porta sia realizzata nel massimo rispetto e con la massima attenzione.

### **Corporate Certificates**

*Romagnoli srl has always aimed to the quality applied to the design typical of Made in Italy, that's why its manufacturing and organization processes are officially certified to the ISO 9001 since 1998. To sign a product does not mean only to provide it with a trademark so that it can be recognizable, but also to be responsible for the items that clients are going to buy and create a brand that should be synonym of quality, trustworthiness and prestige.*

### **Products Guarantee**

*Romagnoli provides customers even with a 15 years guarantee for some collections.*

*This guarantee refers specifically to:*

- > 5 years guarantee for problems related to termites;
- > 5 years guarantee for the inalterability of finishes;
- > 5 years guarantee for the immobility of leaf door.

*All that to further confirm that any single door is developed with the utmost respect and attention.*

# COME RICONOSCERE LE VERE PORTE ROMAGNOLI

*how to recognize the true Romagnoli doors*



Congratulandoci per la scelta fatta le garantiamo l'autenticità del prodotto e del relativo produttore. La sua provenienza esclusivamente dal canale ufficiale italiano e la firma originale incisa a fuoco sul lato della porta ne garantisce l'originalità. La Romagnoli, in qualità di solo ed unico fabbricante dei suoi prodotti assicura che l'articolo acquistato tramite un rivenditore autorizzato non deriva da un'importazione parallela e/o contraffazioni e gode di garanzia ufficiale italiana. A sua disposizione un numero d'ordine e un numero documento accompagnatorio attraverso il quale potrà inviarci una mail - [www.romagnolisrl.com/it/cdo](http://www.romagnolisrl.com/it/cdo) - o contattarci direttamente per verificare l'autenticità del prodotto. L'autorizzazione al rilascio di certificati viene eseguita nel rispetto della legge di Pubblica Sicurezza R.D.18 giugno 1931, n° 773.

Congratulations for the choice that you are made, we guarantee the product and its manufacturer authenticity. The complete Italian manufacture and the original signature engraved with fire on the door side guarantees its originality. Romagnoli, as the one and only manufacturer of its products, ensures that the item purchased through an authorized dealer doesn't come from a parallel import and/or forgery and it has Italian warranty. At your disposal an order number by which the accompanying sending will mail - [www.romagnolisrl.com/en/cdo](http://www.romagnolisrl.com/en/cdo) - or contact us directly to verify the authenticity of the product. The authorization to issue certificates obey the law for public Security R.D. June 18, 1931, n° 773.

Благодарим Вас за выбор и гарантируем подлинность продукта, как и производителя. Его эксклюзивное происхождение по официальному итальянскому каналу и оригинальная подпись, выжженная на торце, гарантирует оригинал товара. Romagnoli, в лице единственного производителя своих продуктов гарантирует, что приобретенный артикул через уполномоченного посредника не проводит параллельную доставку, и/или фальсификации и имеет официальную итальянскую гарантию. Предоставляем Вашему вниманию номер заказа и номер сопроводительного документа, с помощью которого Вы сможете отправить нам мейл - [www.romagnolisrl.com/ru/cdo](http://www.romagnolisrl.com/ru/cdo) - или связаться с нами непосредственно для выяснения подлинности продукта. Уполномочие о выдаче сертификатов осуществляется по закону Государственной полиции от 18 июня 1931г., n° 773.



# COLLEZIONI

## *collection*

### **Purezza, Forza, Fascino.**

Elementi semplici ma essenziali, armoniosamente plasmati tra loro per costruire ogni volta nuove espressioni d'arredo.

Passione, tradizione ed arte si uniscono alla ricerca e alla personalizzazione di ogni idea, per creare nelle vostre abitazioni paesaggi domestici assolutamente suggestivi.

### ***Purity, Strength, Charm.***

*Simple but essential elements are carved and shaped harmoniously to create a new way of thinking to furniture.*

*Passion, tradition and art are mixed together along with research and customization behind any single idea in order to develop absolutely suggestive landscapes of interior design in your houses.*



**CONTEMPORARY - CLASSIC -  
LUXURY - CONTRACT**



# CONTEMPORARY

La porte della linea Contemporary rappresentano un perfetto connubio di stile, eleganza e semplicità.

*The doors of the Contemporary line are a perfect combination of style, elegance and simplicity.*



DESIGN, INNOVAZIONE E PERSONALITÀ.  
*Design. Innovation. Personality.*



BRIIO  
BRIIO



BRIO

BR1B MADRE PERLA LUCIDO / COPRIFILI MADRE PERLA LUCIDO, INSERTI ARGENTO SU COPRIFILI  
BR1B GLOSSY MOTHER OF PEARL / GLOSSY MOTHER OF PEARL CASINGS, SILVER INSERTS ON CASINGS



BRIO

BRIV BIANCO LUCIDO / COPRIFILI BIANCO LUCIDO  
BRIV GLOSSY WHITE / GLOSSY WHITE CASINGS

**BRIO**

**BRIB NERO LUCIDO** / COPRIFILI NERO LUCIDO, INSERTI ARGENTO SU COPRIFILI  
**BRIB GLOSSY BLACK** / GLOSSY BLACK CASINGS, SILVER INSERTS ON CASINGS

# COLLEZIONE BRIO

*Brio collection*



BR1B



BR1V



BR1M



BR4M



BR1B.RM



# FINITURE BRIO

## *Brio finishes*

### LEGNI

*wood*



BIANCO LUCIDO  
glossy white



MADRE PERLA LUCIDO  
glossy mother of pearl




NERO LUCIDO  
glossy black




GRIGIO LUCIDO (new)  
glossy grey (new)

### COPRIFILI E STIPITI

*casings and  
frames*



BIANCO OPACO  
matt white



MADRE PERLA OPACO  
matt mother of pearl



NERO OPACO  
matt black



GRIGIO OPACO (new)  
matt grey (new)

### COPRIFILI E STIPITI SPECIALI

*special casings and  
frames*



BIANCO LUCIDO  
glossy white



MADRE PERLA LUCIDO  
glossy mother of pearl



NERO LUCIDO  
glossy black



GRIGIO LUCIDO (new)  
glossy grey (new)



BIANCO LUCIDO CON  
FILO ARGENTO  
glossy white with silver  
thread



MADRE PERLA LUCIDO  
CON FILO ARGENTO  
glossy mother of pearl with  
silver thread



NERO LUCIDO CON  
FILO ARGENTO  
glossy black with silver  
thread



GRIGIO LUCIDO CON  
FILO ARGENTO (new)  
glossy grey with silver  
thread (new)





CUBICA

CUBICA



CUBICA

CB1B2P GESSATO MOKA / INSERTI ARGENTO  
CB1B2P MOKA PINSTRIPE / SILVER INSERTS





CUBICA

CB1B2P BIANCO RAL 9003 / INSERTI ARGENTO  
CB1B2P BIANCO RAL 9003 / SILVER INSERTS



**CUBICA**

**CB4V.SE2 GESSATO MOKA / APERTURA SCORREVOLE ESTERNO MURO 2 ANTE, VETRO BRONZO TEMPERATO MODELLO CELSIUS**  
**CB4V.SE2 PINSTRIPE MOKA / DOUBLE WALL MOUNTED SLIDING DOOR, BRONZE TEMPERED GLASS CELSIUS MODEL**



# COLLEZIONE CUBICA

*Cubica collection*



CB1B2P



CB1B2V



CB4V



# FINITURE CUBICA

## *Cubica finishes*

### LEGNI

*wood*



TINTO NOCE CHIARO  
painted light walnut



TINTO NOCE MEDIO  
painted medium walnut



TINTO NOCE SCURO  
painted dark walnut



TINTO CILIEGIO  
painted cherry



GESSATO MOKA  
moka pinstripe




GESSATO NOCE  
walnut pinstripe



GESSATO GRIGIO  
grey pinstripe



GESSATO ROVERE  
NATURALE  
natural oak pinstripe



BIANCO RAL 9003\*  
white Ral 9003\*




AVORIO RAL 1013\*  
ivory Ral 1013\*

### BUGNE SPECIALI

*special ashlar*



GESSATO ORO  
pinstripe gold



GESSATO ARGENTO  
pinstripe silver



GESSATO PLATINO  
pinstripe platinum

\* PER ULTERIORI COLORI VEDERE PAGINA 315  
\* for different colours see page 315



EGO  
EGO





EGO

EG1BDAY WENGÈ / COPRIFILI TIPO EGO  
EG1BDAY WENGÈ / EGO TYPE CASINGS



EGO

EG5B1V WENGÈ / VETRO TEMPERATO SATINATO, INSERTI IN ARGENTO SPAZZOLATO SU ANTA E COPRIFILI  
EG5B1V WENGÈ / TEMPERED SATIN GLASS, BRUSHED SILVER INSERTS ON LEAF AND CASINGS





1



2



3

**1 EGO**

**EG1VDAY ROVERE SBIANCATO / COPRIFILI TIPO EGO**  
**EG1VDAY WHITENED OAK / EGO TYPE CASINGS**

**2 EGO**

**EG1VONDA.SI2 ROVERE NATURALE / SCORREVOLE ESTERNO MURO, COPRIFILI TIPO EGO, VETRO TEMPERATO SATINATO**  
**EG1VONDA.SI2 NATURAL OAK / DOUBLE WALL MOUNTED SLIDING DOOR, EGO TYPE CASINGS, TEMPERED SATIN GLASS**

**3 EGO**

**EG4B2V ROVERE TINTO NOCE / COPRIFILI TIPO EGO, INSERTO ARGENTO SPAZZOLATO SU ANTA E COPRIFILI, VETRO TEMPERATO SATINATO**  
**EG4B2V PAINTED WALNUT OAK / EGO TYPE CASINGS, BRUSHED SILVER INSERT ON LEAF AND CASINGS, SILVER TEMPERED SATIN GLASS**



DUNE

DN1V WENGÈ / COPRIFILI TIPO EGO, INSERTO ARGENTO SPAZZOLATO SU COPRIFILI, VETRO TEMPERATO SATINATO  
DN1V WENGÈ / EGO TYPE CASINGS, BRUSHED SILVER INSERT ON CASINGS, SILVER TEMPERED SATIN GLASS



DUNE

DN2B1INS WENGÈ / COPRIFILI TIPO EGO  
DN2B1INS WENGÈ / EGO TYPECASINGS





PLISSÈ

PLIB NERO RAL 8022  
PLIB BLACK RAL 8022



PLISSÈ

PL1B BIANCO RAL 9003  
PL1B BIANCO RAL 9003



PLISSÈ

PL4B GRIGIO RAL 7036  
PL4B GRIGIO RAL 7036

# COLLEZIONE EGO

*Ego collection*



EG1B



EG1V



EG2B



EG1B1V



EG1BDAY



EG1VDAY



EG1BONDA



EG1VONDA



EG6B



EG5B1V

## DUNE



EG4B2V



DN1B



DN1V



DN1B1V



DN2B1INS



# FINITURE EGO

## *Ego finishes*

### LEGNI\*

*wood\**



TINTO NOCE CHIARO  
painted light walnut



TINTO NOCE MEDIO  
painted medium walnut



TINTO NOCE SCURO  
painted dark walnut




TINTO WENGÈ  
painted wengè




TINTO PALISSANDRO  
painted rosewood




TINTO CILIEGIO  
painted cherry




ROVERE TINTO  
CILIEGIO  
oak painted cherry




ROVERE TINTO NOCE  
oak painted walnut




ROVERE SBIANCATO  
whitened oak



ROVERE TINTO TEAK  
oak painted teak



BIANCO RAL 9003\*  
white Ral 9003\*



AVORIO RAL 1013\*  
ivory Ral 1013\*



GRIGIO RAL 7036\* (new)  
grey Ral 1013\*



NERO RAL 8022\*  
black Ral 8022\*



ARGENTO SPAZZOLATO  
brushed silver



ORO SPAZZOLATO  
brushed gold



PL1B



PL4B

\* PER ULTERIORI COLORI VEDERE PAGINA 315  
\* for different colours see page 315






ELLISSE

ELLISSE



ELLISSE

SSIB ROVERE SBIANCATO / COPRIFILI TIPO EGO, BUGNA INCISA  
SSIB WHITENED OAK / TYPE EGO CASINGS, ENGRAVED ASHLAR



ELLISSE

PARTICOLARE INSERTO IN PELLE MORO  
*DETAIL OF BROWN LEATHER INSERT*



## ELLISSE

SS2B1C WENGÈ / COPRIFILI TIPO EGO, INSERTO IN CUOIO MORO SU ANTA, INSERTO BRONZO SU COPRIFILI  
SS2B1C WENGÈ / TYPE EGO CASINGS, BROWN LEATHER INSERT ON ASHLAR, BRONZE INSERT ON CASINGS





ELLISSE

SSIV.S11 ROVERE SBIANCATO / SCORREVOLE INTERNO MURO 1 ANTA, COPRIFILI TIPO EGO, VETRO TEMPERATO SATINATO INCISO  
SSIV.S11 WHITENED OAK / POCKET DOOR 1 LEAF, TYPE EGO CASINGS, ENGRAVED SATIN TEMPERED GLASS



**ELLISSE**

**SS1V.B2 WENGÈ** / APERTURA BATTENTE 2 ANTE, COPRIFILI TIPO EGO, VETRO TEMPERATO SATINATO, INSERTO CROMO SU COPRIFILI  
**SS1VB2 WENGÈ** / DOUBLE SWING DOOR, TYPE EGO CASINGS, TEMPERED SATIN GLASS, CHROME INSERT ON CASINGS

# COLLEZIONE ELLISSE

*Ellisse collection*



SS1B



SS1V



SS1B2V



SS1B2M



SS2B1V



SS2B1C



SS2B1M



# FINITURE ELLISSE

## *Ellisse finishes*

### LEGNI

*wood*



TINTO NOCE CHIARO  
painted light walnut



TINTO NOCE MEDIO  
painted medium walnut



TINTO NOCE SCURO  
painted dark walnut



TINTO CILIEGIO  
painted cherry




TINTO WENGÈ  
painted wengè




ROVERE TINTO  
CILIEGIO  
oak painted cherry



ROVERE TINTO NOCE  
oak painted walnut



ROVERE SBIANCATO  
whitened oak



ROVERE TINTO TEAK  
oak painted teak




ROVERE BIANCO\* (new)  
white oak\*



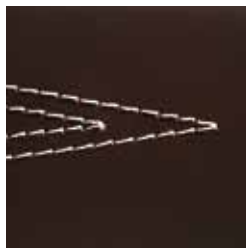
ROVERE GRIGIO\* (new)  
grey oak\* (new)

### CUOIO

*leather*



PANNA  
cream



MORO  
brown

### INSERTI ME- TALLO

*metal inserts*



CROMO SATINATO  
satin chrome



ACCIAIO SATINATO  
satin steel



BRONZO SATINATO  
satin bronze

\* PER ULTERIORI COLORI VEDERE PAGINA 315  
\* for different colours see page 315





ESSENTIAL

ESSENTIAL



ESSENTIAL TESSUTO

ETIBTES ROVERE TABACCO  
*ETIBTES TOBACCO OAK*







ESSENTIAL TESSUTO

ETIBTES ROVERE SBIANCATO  
*ETIBTES WHITENED OAK*



ESSENTIAL MILLERIGHE

ETIBRIG BIANCO  
*ETIBRIG WHITE*





ESSENTIAL TESSUTO

ETIBTES WENGÈ  
*ETIBTES WENGÈ*

# COLLEZIONE ESSENTIAL

*Essential collection*



ET1BRIG



ET1VRIG



ET1BRIG.RM



ET1BTES



ET1VTES



ET1BTES.RM



# FINITURE ESSENTIAL

## *Essential finishes*

**LEGNI  
TRAMA  
MILLERIGHE**  
*striped pattern*



BIANCO  
white



ROVERE SBIANCATO  
whitened oak



ROVERE TABACCO  
tobacco oak



ROVERE WENGÈ  
wengè oak

**LEGNI  
TRAMA  
TESSUTO**  
*fabric pattern*



BIANCO  
white



ROVERE SBIANCATO  
whitened oak




ROVERE TABACCO  
tobacco oak



ROVERE WENGÈ  
wengè oak


**COPRIFILI  
E STIPITI**  
*casings  
and frames*



ROVERE BIANCO  
white oak




ROVERE SBIANCATO  
whitened oak



ROVERE TABACCO  
tobacco oak



ROVERE WENGÈ  
wengè oak



NERO OPACO  
matt black





FLY  
FLY



FLY

FLIINS RAL 1019  
FLIINS RAL 1019





FLY

FL3INS RAL 9003  
*FL3INS RAL 9003*



FLY

PARTICOLARE FL3INS RAL 9003  
*DETAIL OF FL3INS RAL 9003*





TRAPUNTY

FL1TPT BIANCO RAL 9003  
FL1TPT WHITE RAL 9003





# COLLEZIONE FLY

*Fly collection*



FL1INS



FL3INS



FL5INS



FL1V



FL5B (\*)



FLDECO10



FLDECO20



FLDECO30



FLDEC101



FLDEC104



FL1TPT



FL1VTPT



FL1PL



FL1PL.RM



FL1INS.RM




# FINITURE FLY

## *Fly finishes*

### COLORI DI SERIE\*

*standard  
colours\**



BIANCO RAL 9003  
white Ral 9003



AVORIO RAL 1013  
ivory Ral 1013



FL3INS.RM



FL1TPT

\* PER ULTERIORI COLORI VEDERE PAGINA 315\*  
\* for different colours see page 315



FUTURA  
**FUTURA**



FUTURA

FT1B GRIGIO ANTRACITE / INSERTO CROMO  
FT1B ANTHRACITE GREY / CHROME INSERT



FUTURA

FT2B1IV GRIGIO FUTURA  
FT2B1IV FUTURA GREY



FUTURA

PARTICOLARE VETRO TEMPERATO DECORATO ARGENTO  
 DETAIL OF TEMPERED GLASS WITH SILVER INSERT



FUTURA

PARTICOLARE MANIGLIA FUTURA ARGENTO  
 DETAIL OF SILVER FUTURA HANDLE



FUTURA

PARTICOLARE VETRO TEMPERATO DECORATO ARGENTO  
*DETAIL OF TEMPERED GLASS WITH SILVER INSERT*





FUTURA

FT2B11V NERO  
FT2B11V BLACK

FUTURA

FT2B1IV AVORIO RAL 1013 / INSERTO IN VETRO DECORATO ARGENTO  
FT2B1IV IVORY RAL 1013 / SILVER DECORATED GLASS INSERT







## FUTURA

FTIV AVORIO RAL 1013 / VETRO TEMPERATO SABBIATO CON DECORO FUTURA  
FTIV IVORY RAL 1013 / SAND-BLASTED TEMPERED GLASS WITH FUTURA DECORATION



# COLLEZIONE FUTURA

*Futura collection*



FT2B1INS



FT1V



FT1B



# FINITURE FUTURA

## *Futura finishes*

### LEGNI

*wood*




BIANCO RAL 9003\*  
white Ral 9003\*




AVORIO RAL 1013\*  
ivory Ral 1013\*



GRIGIO FUTURA  
Futura grey



GRIGIO ANTRACITE  
anthracite grey




NERO  
black



ROVERE NATURALE  
natural oak




ROVERE TINTO TEAK  
teak painted oak




ROVERE TINTO  
CASTAGNO  
chestnut painted oak

### VETRI

*glass*



VETRO TEMPERATO  
TRASPARENTE\*\*  
transp. tempered glass\*\*



VETRO TEMPERATO  
SATINATO\*\*  
satin tempered glass\*\*



VETRO TEMPERATO  
BRONZO SATINATO\*\*  
satin-etched bronze  
tempered glass\*\*



INSERTO IN VETRO  
DECORATO ARGENTO\*\*  
decorated silver glass\*\*



INSERTO IN VETRO  
DECORATO ORO\*\*  
decorated gold glass\*\*

\* PER ULTERIORI COLORI VEDERE PAGINA 315

\* for different colours see page 315

\*\* ENTRAMBI I VETRI SOVRAPPosti ALLA PORTA, LASCIANO TRASPARIRE LA FINITURA DELLA STESSA

\*\* Both glasses placed on top of the door will show through the finish of the door





GIOTTO

GIOTTO



GIOTTO

GTIV.SE1 / SCORREVOLE EST. MURO 1 ANTA, VETRO TEMP. SATINATO GRIGIO, MONTANTE CESELLATO ARGENTO, BINARIO ARGENTO, MANIGLIA RONDÒ  
GTIV.SE1 / WALL MOUNTED SLIDING DOOR 1 LEAF, TEMPERED GREY SATIN GLASS, GOLD CESELLATO JAMB, SILVER TRACK, RONDÒ HANDLE

GIOTTO

GTIV.SE2 / SCORREVOLE ESTERNO MURO, VETRO TEMPERATO SATINATO, MONTANTE DUNE ARGENTO, BINARIO ARGENTO  
GTIV.SE2 / WALL MOUNTED SLIDING DOOR, TEMPERED SATIN GLASS, SILVER DUNE JAMB, SILVER TRACK



**GIOTTO**

**GTIV.SE2** / SCORREVOLE EST, MURO, VETRO TEMP. SATINATO GRIGIO, MONTANTE DUNE ARGENTO, BINARIO ARGENTO  
**GTIV.SE2** / WALL MOUNTED SLIDING DOOR, TEMPERED SATIN GREY GLASS, SILVER DUNE JAMB, SILVER TRACK

# GIOTTO COLLECTION

*Giotto collection*



GT1V.S11



GT1V.S12





# GIOTTO FINISHES

## *Giotto finishes*

### VETRO

*glass*



TRASPARENTE  
transparent



SATINATO  
satin




BRONZO  
bronze




GRIGIO  
grigio

### MONTANTE

*jamb*




ORO  
gold




ARGENTO  
silver



BRONZO  
bronze



NERO  
black



NERO PORO APERTO  
open pore black



ORO  
gold



ARGENTO  
silver



NERO BRONZO  
bronze black



NERO ACCIAIO  
steel black



ORO  
gold



ARGENTO  
silver



BRONZO  
bronze



ORO  
gold



ARGENTO  
silver



BRONZO  
bronze

### KIT SCORRIMENTO

*sliding kit*




ARGENTO  
silver



ACCIAIO  
steel



BRONZO  
bronze



NERO  
black





LADY  
LADY



LADY

LY1B ROVERE TINTO WENGÈ / ANTA ZEBRANO WENGÈ  
LY1B PANTED WENGÈ OAK / ZEBRAWOOD WENGÈ ASHLAR

LADY

LY1BINS ROVERE TINTO WENGÈ / ANTA ZEBRANO WENGÈ, INSERTI ARGENTO, MONTANTI ARGENTO  
LY2BINS PANTED WENGÈ OAK / ZEBRAWOOD WENGÈ ASHLAR, SILVER THREAD, SILVER VERTICAL PROFILES





# COLLEZIONE LADY

*Lady collection*



LY1B



LY1V



LY1BINS



LY1BIIV



# FINITURE LADY

## *Lady finishes*

### LEGNI

*wood*



ROVERE SBIANCATO  
whitened oak



ROVERE TINTO NOCE  
oak painted walnut




ROVERE TINTO WENGÈ  
painted wengè oak



ROVERE TINTO WENGÈ,  
ANTA ZEBR. WENGÈ  
painted wengè oak,  
zebra wood wengè ashlar



ROVERE NERO  
black oak



ROVERE NERO, ANTA  
ZEBR. NERO/BIANCO  
black oak, zebra wood  
black/white ashlar

### MONTANTI SPECIALI

*special vertical profiles*



ORO  
gold




ARGENTO  
silver

### INSERTI

*inserts*



ORO LUCIDO  
polished gold



CROMO LUCIDO  
polished chrome





# LIGNIUM

## LIGNIUM



LIGNIUM

LG1B.RSM MORO / TELAIO ALLUMINIO RASOMURO, H 2400 CM  
LG1B.RSM BLACK / ALUMINIUM FRAME RASOMURO, H 2400 CM



LIGNIUM

LG1B ROSSO BORDEAUX  
*LG1B RED BORDEAUX*



LIGNIUM

LG1B NOCINO  
*LG1B NOCINO*





LIGNIUM  
LG1B MORO  
LG1B BLACK



LIGNIUM

PARTICOLARE LG1B MORO  
*DETAIL OF LG1B BLACK*





LIGNIUM NOBILE

PARTICOLARE LG1BNOB NOCE  
*DETAIL OF LG1BNOB WALNUT*





LIGNIUM NOBILE  
LG1BNOB NOCE  
LG1BNOB WALNUT

LIGNIUM NOBILE

LG1BNOB WENGÈ  
*LG1BNOB WENGÈ*







LIGNIUM NOBILE

LG1BNOB ROVERE SBIANCATO  
LG1BNOB WHITENED OAK

# COLLEZIONE LIGNIUM

*Lignum collection*



LG1B



LG1VF



LG1V



LG1BNOB



LG1B.RM



# FINITURE LIGNIUM

## *Lignum finishes*

### LEGNI

*wood*



BIANCO RAL 9003\*  
white Ral 9003\*



TORTORA  
dove grey



NOCINO  
nocino



WENGÈ  
wengè



ROSSO BORDEAUX  
red bordeaux



MORO  
black



NOCE  
walnut



ROVERE SBIANCATO  
whitened oak



GRIGIO ANTRACITE  
anthracite grey





# PITONE

## PITONE



PITONE

PT1B WENGÈ  
PT1B WENGÈ



PITONE

PT1B PALISSANDRO / H 2400 CM  
PT1B ROSEWOOD / H 2400 CM






PITONE

PARTICOLARE PT1B PALISSANDRO  
*DETAIL OF PT1B ROSEWOOD*



PITONE GLOSS

PT5BLC PALISSANDRO  
PTCBLC ROSEWOOD









PITONE GLOSS  
PT1BLC GRIGIO ANTRACITE  
*PT1BLC ANTHRACITE GREY*





# COLLEZIONE PITONE

*Pitone collection*



PT1B



PT1V



PT1BLC



PT5BLC



# FINITURE PITONE

## *Pitone finishes*

### LEGNI

*wood*



BIANCO RAL 9003\*  
white Ral 9003\*



AVORIO RAL 1013\*  
ivory Ral 1013\*




NOCINO  
nocino



NOCE CHIARO  
light walnut



PALISSANDRO  
rosewood



GRIGIO ANTRACITE  
anthracite grey



WENGÈ  
wengè



RASA  
RASA



RASA

RS1M WENGÈ / 1 INSERTO CROMO  
RS1M WENGÈ / 1 CHROME INSERT





RASA

RS4M WENGÈ / 4 INSERTI CROMO  
RS4M WENGÈ / 4 CHROME INSERT





RASA

RS2CV ROVERE NATURALE  
RS2CV NATURAL OAK



# COLLEZIONE RASA

*Rasa collection*



RS1B



RS1V



RS1M



RM2M



RS4M



RS2CV



RS4C



RS6C



RS1B.RM



# FINITURE RASA

## *Rasa finishes*

### LEGNI

*wood*




ROVERE BIANCO\*  
white oak\*




ROVERE SBIANCATO  
whitened oak



GRIGIO ANTRACITE  
anthracite grey



ROVERE TINTO  
CILIEGIO  
painted cherry oak




ROVERE TINTO NOCE  
walnut painted oak



ROVERE TINTO  
CASTAGNO  
cherry painted oak



ROVERE TINTO WENGÈ  
wengè painted oak



REPLAY





REPLAY

*RP1B GRIGIO EFFETTO GESSATO / FINITURA GESSATO GRIGIO, COPRIFILI MODELLO EGO, CAPITELLO FINITURA SPAZZOLATA  
RP1B GREY PINSTRYPE EFFECT / GREY PINSTRYPE FINISH, TYPE EGO CASINGS, PINSTRYPE FINISH CAPITEL*

REPLAY

RP1B ROVERE GRIGIO EFFETTO BAMBOO / H 2400 CM  
RP1B GREY OAK BAMBOO EFFECT / H 2400 CM





REPLAY

PARTICOLARE RP1B ROVERE GRIGIO EFFETTO BAMBOO / H 2400 CM  
*DETAIL OF RP1B GREY OAK BAMBOO EFFECT / H 2400 CM*







REPLAY

RP1B MOKA EFFETTO GESSATO / BUGNA EFFETTO SPAZZOLATO, COPRIFILI TIPO EGO  
RP1B MOKA BRUSHED / BRUSHED FINISH ASHLAR, TYPE EGO CASINGS



**REPLAY**

**RP1B BIANCO EFFETTO GESSATO / COPRIFILI TIPO EGO**  
**RP1B WHITE PINSTRYPE EFFECT / TYPE EGO CASINGS**



REPLAY

RP1B1V ROVERE NATURALE EFFETTO GESSATO / COPRIFILI TIPO EGO, VETRO CANNES  
*RP1B1V NATURAL OAK PINSTRYPE EFFECT / TYPE EGO CASINGS, CANNES GLASS*





1



2



3

**1 REPLAY**

**RP4V MOKA EFFETTO GESSATO / COPRIFILI TIPO EGO, VETRO TEMPERATO SATINATO**  
**RP4V MOKA PINSTRYPE EFFECT / TYPE EGO CASINGS, TEMPERED SATIN GLASS**

**2 REPLAY**

**RP1BFIAMMA.S11 GRIGIO EFFETTO GESSATO / APERTURA SCORREVOLE INTERNO MURO 1 ANTA, COPRIFILI TIPO EGO, CAPITELLO**  
**RP1BFIAMMA.S11 GREY PINSTRYPE EFFECT / POCKET DOOR 1 LEAF, TYPE EGO CASINGS, CAPITEL**

**3 REPLAY**

**RP1B MOKA NOCE EFFETTO GESSATO / COPRIFILI TIPO EGO**  
**RP1B NOCE PINSTRYPE EFFECT / TYPE EGO CASINGS**



REPLAY

RP1B.L/2 ROVERE SBIANCATO EFFETTO GESSATO / APERTURA LIBRO A TIRARE  
RP1B.L/2 WHITENED OAK PINSTRYPE EFFECT / FOLDING DOOR





REPLAY

RP1BFIAMMA MOKA EFFETTO GESSATO / VETRO CANNES  
RP1BFIAMMA MOKA PINSTRYPE EFFECT / CANNES GLASS



# COLLEZIONE REPLAY

*Replay collection*



RP1B



RP1V



RP1B1V



RP1B2V



RP2B1V



RP1BFIAMMA



RP4V



RP2BL





# FINITURE REPLAY

## *Replay finishes*

### LEGNI

*wood*



BIANCO EFFETTO  
GESSATO  
pinstr. effect white painted



ROV. SBIANCATO  
EFFETTO GESSATO  
pinstr. eff. whit. painted oak



ROV. NATURALE  
EFFETTO GESSATO  
pinstr. effect painted oak



NOCE EFFETTO  
GESSATO  
pinstr. effect walnut painted



MOKA EFFETTO  
GESSATO  
pinstripe effect moka paint.

### BUGNE SPECIALI

*special ashlar*



GRIGIO EFFETTO  
GESSATO  
pinstr. effect grey painted



MOKA ACCIAIO  
EFFETTO GESSATO  
pinstr. eff. moka chrome



NOCE EFFETTO  
GESSATO SPAZZOLATO  
brushed pin. effect walnut



GRIGIO EFFETTO  
GESSATO SPAZZOLATO  
brushed pin. effect grey



MOKA EFFETTO  
GESSATO SPAZZOLATO  
brushed pinstripe effect  
moka




BIANCO EFFETTO  
BAMBOO (new)  
bamboo effect white



GRIGIO EFFETTO  
BAMBOO (new)  
bamboo effect grey



NOCE EFFETTO  
BAMBOO (new)  
bamboo effect walnut



MOKA EFFETTO  
BAMBOO (new)  
bamboo effect moka



SENSO



SENSO

SN10Z WENGÈ / TELAIO ALLUMINIO RASO MURO, H 2400 CM  
SN10Z WENGÈ / WITH ALUMINIUM FRAME RASOMURO, H 2400 CM







SENSO

SN10Z GRIGIO ANTRACITE / TELAIO ALLUMINIO RASO MURO, H 2400 CM  
SN10Z ANTHRACITE GREY / WITH ALUMINIUM FRAME RASOMURO, H 2400 CM



SENSO

SN10Z ROVERE SBIANCATO / TELAIO ALLUMINIO RASO MURO, H 2400 CM  
SN10Z BLEACHED OAK / WITH ALUMINIUM FRAME RASOMURO, H 2400 CM





SENSO

SN10Z ROVERE SBIANCATO / H 2400 CM  
SN10Z BLEACHED OAK / H 2400 CM













SENSO

SNIT GRIGIO RAL 7036  
SNIT GREY RAL 7036



SENSO

SN2Z VIOLA RAL 4008  
SN2Z VIOLET RAL 4008



SENSO

SN2Z VIOLA RAL 4008 / PARTICOLARE SERRATURA MAGNETICA  
SN2Z VIOLET RAL 4008 / DETAIL OF MAGNETIC LOCK



SENSO

SNIZ BIANCO RAL 9003  
SNIZ WHITE RAL 9003





SENSO

SN3Z AVORIO RAL 1013  
SN3Z IVORY RAL 1013



# COLLEZIONE SENSO

*Senso collection*



SN1T



SN1Z



SN2Z



SN3Z



SN10Z




# FINITURE SENSO


## *Senso finishes*

### COLORI DI SERIE\*

*standard  
colours\**



BIANCO RAL 9003  
white Ral 9003



AVORIO RAL 1013  
ivory Ral 1013

### LEGNI

*wood*



ROVERE BIANCO  
white oak



ROVERE SBIANCATO  
whitened oak



ROVERE GRIGIO  
ANTRACITE  
anthracite grey oak



ROVERE TINTO WENGÈ  
oak painted wengè

\* PER ULTERIORI COLORI VEDERE PAGINA 315  
\* for different colours see page 315



STAR  
STAR



STAR

STIBIIV WENGÈ / COPRIFILI TIPO EGO, VETRO TEMPERATO SATINATO  
STIBIIV WENGÈ / TYPE EGO CASINGS, TEMPERED SATIN GLASS





STAR

STIV ROVERE SBIANCATO / COPRIFILI TIPO EGO, VETRO TEMPERATO SATINATO  
STIV WHITENED OAK / TYPE EGO CASINGS, TEMPERED SATIN GLASS





STAR

**ST1B1IV.S11 ROVERE SBIANCATO** / APERTURA SCORREVOLE INTERNO MURO 1 ANTA, COPRIFILI TIPO EGO, VETRO TEMPERATO SATINATO  
**ST1B1IV.S11 WHITENED OAK** / POCKET DOOR 1 LEAF, TYPE EGO CASINGS, TEMPERED SATIN GLASS



STAR

ST1B NOCE CHIARO / COPRIFILI TIPO EGO  
ST1B LIGHT WALNUT / TYPE EGO CASINGS



STAR

ST1B TEAK / COPRIFILI TIPO EGO ROVERE TABACCO, CAPITELLO  
ST1B TEAK / TYPE EGO TOBACCO OAK CASINGS, CAPITEL

# COLLEZIONE STAR

*Star collection*



ST1B



ST1V



ST1BIIV



# FINITURE STAR

## *Star finishes*

### LEGNI

*wood*



TINTO NOCE CHIARO  
painted light walnut



TINTO NOCE MEDIO  
painted medium walnut



TINTO NOCE SCURO  
painted dark walnut



TINTO CILIEGIO  
painted cherry




TINTO WENGÈ  
painted wengè




ROVERE TINTO  
CILIEGIO  
painted cherry oak




ROVERE TINTO NOCE  
painted walnut oak



ROVERE SBIANCATO  
whitened oak



ROVERE TINTO TEAK  
painted teak oak



ROVERE BIANCO\* (new)  
white oak\*



ROVERE GRIGIO\* (new)  
grey oak\*

\* PER ULTERIORI COLORI VEDERE PAGINA 315

\* for different colours see page 315



# CLASSIC

Una linea senza tempo adatta ad ogni stile  
dove si uniscono passione, tradizione ed arte.

*An everlasting line suitable to every style where  
passion, tradition and art are mixed together.*



CALORE, ARMONIA E RAFFINATEZZA.  
*Warmth. Armony. Refinement.*



CATIA  
**CATIA**



CATIA

CT2B BIANCO RAL 9003 / COPRIFILI RIGATI, CORNICE BIANCO RAL 9003, CAPITELLO IMPERO  
CT2B WHITE RAL 9003 / ETCHED CASINGS, WHITE RAL 9003 FRAME, IMPERO CAPITEL



**CATIA**

**CT3B AVORIO RAL 1013** / COPRIFILI BAROCCO AVORIO PATINATO, CORNICE AVORIO PATINATO  
**CT3B RAL 1013 IVORY** / COATED IVORY BAROQUE CASING, COATED IVORY FRAME



**CATIA**

**CT2B NOCE CHIARO** / COPRIFILI RIGATI NOCE CHIARO, CORNICE NOCE CHIARO, CAPITELLO IMPERO  
**CT2B LIGHT WALNUT** / LIGHT WALNUT ETCHED CASINGS, LIGHT WALNUT FRAME, IMPERO CAPITEL





CATIA

PARTICOLARE CORNICE AVORIO PATINATO  
*DETAIL OF COATED IVORY FRAME*



CATIA

PARTICOLARE CORNICE NOCE PATINATO ORO  
*DETAIL OF COATED WALNUT GOLD FRAME*

# COLLEZIONE CATIA

*Catia collection*



CT1B



CT1V



CT2B



CT1B1V



CT3B



CT2B1V



CT3BL



CT4B (\*)



# FINITURE CATIA

## *Catia finishes*

### LEGNI


*wood*




TINTO NOCE CHIARO  
painted light walnut




TINTO NOCE MEDIO  
painted medium walnut



TINTO NOCE SCURO  
painted dark walnut



BIANCO RAL 9003\*  
white Ral 9003\*



AVORIO RAL 1013\*  
ivory Ral 1013\*

### FINITURE COR-

**NICI**

**EXTRA**

*extra frame  
finishes*



NOCE PATINATO\*\*  
coated walnut\*\*



NOCE PATINATO ORO\*\*  
gold coated walnut\*\*



NOCE PATINATO  
ARGENTO\*\*  
silver coated walnut\*\*



AVORIO PATINATO\*\*  
coated ivory\*\*



AVORIO PATINATO  
ORO\*\*  
gold coated ivory\*\*



AVORIO PATINATO  
ARGENTO\*\*  
silver coated ivory\*\*

\* PER ULTERIORI COLORI VEDERE PAGINA 315

\* for different colours see page 315

\*\* LE CORNICI STANDARD SONO REALIZZATE CON I COLORI INDICATI NELLE FINITURE LEGNO, PER LE FINITURE NOCE PATINATO E AVORIO PATINATO SEGUIRE MAGGIORAZIONI DA LISTINO.

\*\* Standard frames finishing are those showed on wood finishes range, coated walnut and coated ivory extra charges are on price list.



# COUNTRY

## COUNTRY



COUNTRY

CY3BL NOCE ANTICO / COPRIFILI BAROCCO  
CY3BL ANTIQUE WALNUT / BAROQUE CASINGS









## COUNTRY

CY3BL AVORIO ANTICO / COPRIFILI BAROCCO  
CY3BL ANTIQUE IVORY / BAROQUE CASINGS



# COLLEZIONE COUNTRY

*Country collection*



CY1BL



CY2B



CY1B1V



CY3BL



CY3BS (\*)



# FINITURE COUNTRY


## *Country finishes*

### LEGNI


*wood*



TINTO NOCE MEDIO  
painted medium walnut




BIANCO RAL 9003\*  
white Ral 9003\*



AVORIO RAL 1013\*  
ivory Ral 1013\*

### LEGNI SPECIALI

*special  
wood*



NERO ANTICO  
antique black



NOCE ANTICO  
antique walnut



BIANCO ANTICO  
antique white



DALIA

**DALIA**





DALIA

DL2BC RAL 1019  
DL2BC RAL 1019



DALIA

DL2B AVORIO RAL 1013  
DL2B IVORY RAL 1013



DALIA

DL1B1V AVORIO RAL 1013 / VETRO TEMPERATO SATINATO  
DL1B1V IVORY RAL 1013 / TEMPERED SATIN GLASS







DALIA

DL3BCC BIANCO RAL 9003  
DL3BCC WHITE RAL 9003





# COLLEZIONE DALIA

*Dalia collection*



DL1B



DL1V



DL1BL



DL6BL



DL1BCURVO



DL1VCURVO



DL1BC



DL1VC



DL2B



DL1B1V



DL2BL



DL1B1VL



DL4B (\*)



DL4V (\*)



DL2BCC



DL1B1VCC



DL2BCURVO



DL1B1VCURVO



DL2BC



DL1B1VC



DL3B



DL2B1V



DL3BS (\*)



DL3VS (\*)



DL3BLC



DL2B1VLC



DL3BCC



DL2BCC1V



DL10V



DL10VC



**DL1B6V**



**DL1B6VC**




# FINITURE DALIA


## *Dalia finishes*

### COLORI DI SERIE\*


*standard  
colours\**



BIANCO RAL 9003  
white Ral 9003



AVORIO RAL 1013  
ivory Ral 1013



# GRAFFITI

## GRAFFITI





## GRAFFITI

GR2B1V NOCE EFFETTO GESSATO / VETRO TEMPERATO SATINATO, COPRIFILI EFFETTO GESSATO  
GR2B1V PINSTRIPE EFFECT WALNUT / TEMPERED SATIN GLASS, PINSTRIPE EFFECT ON CASINGS



GRAFFITI

GR6V MOKA EFFETTO GESSATO / VETRO TEMPERATO SATINATO, COPRIFILI EFFETTO GESSATO  
GR6V PINSTRIPE EFFECT MOKA / TEMPERED SATIN GLASS, PINSTRIPE EFFECT ON CASINGS





GRAFFITI

GRIB BIANCO EFFETTO GESSATO / COPRIFILI EFFETTO GESSATO  
GRIB PINSTRIPE EFFECT WHITE / PINSTRIPE EFFECT ON CASINGS

# COLLEZIONE GRAFFITI

*Graffiti collection*



GR1B



GR1V



GR1B1V



GR6V



# FINITURE GRAFFITI

## *Graffiti finishes*

### LEGNI


*wood*



BIANCO  
EFFETTO GESSATO  
pinstripe. effect white



NOCE EFFETTO  
GESSATO  
pinstripe effect walnut



MOKA EFFETTO  
GESSATO  
pinstripe effect moka



GRIGIO EFFETTO  
GESSATO  
pinstr.effect grey





# NEW CLASSIC



NEW CLASSIC

NW3B NOCE PATINATO / FINITURA PATINATA, COPRIFILI BAROCCO  
NW3B COATED WALNUT / COATED FINISH, BAROCCO CASINGS



NEW CLASSIC


NW3BL NOCE ARTE POVERA  
NW3BL ARTE POVERA WALNUT





NEW CLASSIC

PARTICOLARE NOCE ARTE POVERA  
*DETAIL OF ARTE POVERA WALNUT*







NEW CLASSIC

NW3B NOCE AVORIO PATINATO / FINITURA PATINATA, PATINATURA VENEZIANA SU BUGNE, COPRIFILI BAROCCO, CAPITELLO BAROCCO  
NW3B COATED IVORY / COATED FINISH, VENEZIANA COATED ON ASHLAR, BAROCCO CASINGS, BAROCCO CAPITEL





NEW CLASSIC

NW2B AVORIO FILO ORO / COPRIFILI IMPERO, TORCIGLIONE ORO  
 NW2B IVORY GOLD THREAD / IMPERO CASINGS, GOLD ROPE



NEW CLASSIC

NW3BS ROVERE DECAPÈ  
NW3BS DECAPÈ OAK



NEW CLASSIC

NW3BS ROVERE TINTO CASTAGNO / COPRIFILI BAROCCO  
NW3BS CHESTNUT PAINTED OAK / BAROCCO CASINGS







**NEW CLASSIC**

**NW1B.L/2 CILIEGIO / APERTURA LIBRO**  
**NW3BS CHERRY / 1/2 FOLDING DOOR**



**NEW CLASSIC**

**NW1B1VC NOCE SCURO / VETRO TEMPERATO SATINATO**  
**INCISO**  
**NW1B1VC DARK WALNUT / TEMPERED ENGRAVED SATIN**  
**GLASS**





NEW CLASSIC

NW1V.TR4 NOCE MEDIO / APERTURA SCORREVOLE TRAVE 4 ANTE, VETRO TEMPERATO SATINATO INCISO  
NW1V.TR4 MEDIUM WALNUT / 4 LEAF SLIDING DOOR, TEMPERED ENGRAVED SATIN GLASS





NEW CLASSIC

**NW3B.B2 AVORIO PATINATO** / APERTURA BATTENTE 2 ANTE, COPRIFILI BAROCCO, CAPITELLO BAROCCO  
**NW3B.B2 COATED IVORY** / 2 LEAF SWING DOOR, BAROQUE CASINGS, BAROQUE CAPITEL



NEW CLASSIC

NW3B AVORIO PATINATO / FINITURA PATINATA, COPRIFILO BAROCCO, CAPITELLO BAROCCO  
NW3B COATED IVORY / COATED FINISH, BAROQUE CASING, BAROQUE CAPITEL

NEW CLASSIC

NW2B RINASCIMENTO / DECORO 1 SU ANTA, COPRIFILI BAROCCO  
NW3B RINASCIMENTO / DECORATION 1 ON LEAF, BAROQUE CASINGS











**NEW CLASSIC**

**NW2BLART AVORIO ARTISTICA** / DECORO SU ANTA, TORCIGLIONE ORO SU COPRIFILI IMPERO, CAPITELLO BAROCCO  
**NW2BLART ARTISTICA IVORY** / DECORATION ON LEAF, GOLD ROPE ON IMPERO CASINGS, BAROQUE CAPITEL



NEW CLASSIC

NW2BLART NOCE ARTISTICA / DECORO SU ANTA, TORCIGLIONE ORO SU COPRIFILI IMPERO, FIRMA ROMAGNOLI PERSONALIZZABILE SU RICHIESTA  
NW3BLART ARTISCA WALNUT / DECORATION ON LEAF, SILVER ROPE ON IMPERO CASINGS, ROMAGNOLI SIGNATURE CUSTOMIZABLE ON DEMAND





## NEW CLASSIC

**PARTICOLARE FIRMA ROMAGNOLI PERSONALIZZABILE SU RICHIESTA**  
*DETAIL OF ROMAGNOLI SIGNATURE CUSTOMIZABLE ON DEMAND*



## NEW CLASSIC

**NW2BLART AVORIO ARTISTICA / DECORO SU ANTA, TORCIGLIONE ARGENTO SU COPRIFILI IMPERO, CAPITELLO BAROCCO**  
*NW3BLART ARTISTICA IVORY / DECORATION ON LEAF, SILVER ROPE ON IMPERO CASINGS, BAROQUE CAPITEL*





NEW CLASSIC

NW5BLBY AVORIO ANTICO / EFFETTO GESSATO SU COPRIFILI, BUGNA EFFETTO RIGATO  
NW5BLBY ANTIQUE IVORY / PINSTRIPE EFFECT ON CASINGS, ETCHED EFFECT ASHLAR



## NEW CLASSIC

NW5BLBY NOCE ANTICO / EFFETTO GESSATO SU COPRIFILI, BUGNA EFFETTO RIGATO  
NW5BLBY ANTIQUE WALNUT / PINSTRIPE EFFECT ON CASINGS, ETCHED EFFECT ASHLAR





# COLLEZIONE NEW CLASSIC

*New Classic collection*



NW1B



NW1V



NW1BC



NW1VC



NW2B



NW1B1V



NW2BC



NW1B1VC



NW2BL



NW1B1VL



NW2BCC



NW1B1VCC



NW1B6V



NW10V



NW5B (\*)



NW5V (\*)



NW3B



NW2B1V



NW3BC



NW2B1VC



NW3BS (\*)



NW3VS (\*)



NW3BL



NW3BCC



NW1BART



NW1VART



NW2BART



NW1B1VART



NW2BLART



NW1B1VLART



NW2BSART



NW1B1VSCART



# FINITURE NEW CLASSIC

## *New Classic finishes*

### LEGNI

*wood*



TINTO NOCE CHIARO  
painted light walnut



TINTO NOCE MEDIO  
painted medium walnut




TINTO NOCE SCURO  
painted dark walnut




TINTO CILIEGIO  
painted cherry




ROVERE TINTO  
CASTAGNO  
painted chestnut



ROVERE TINTO NOCE  
painted walnut oak



BIANCO RAL 9003\*  
white Ral 9003\*



AVORIO RAL 1013\*  
ivory Ral 1013\*

### LEGNI SPECIALI

*special wood*




AVORIO PATINATO  
coated ivory



NOCE PATINATO  
coated walnut



NOCE ANTICO (SOLO  
MOD. LIBERTY) antique  
walnut (only Liberty)



TINTO CILIEGIO  
painted cherry



NOCE ARTE POVERA  
"Arte povera" walnut



ROVERE DECAPÈ  
pickled oak




NERO RAL 8022  
black Ral 8022

### COPRIFILI SPECIALI

*special casings*



NOCE TORCIGLIONE  
ORO  
walnut with gold rope



NOCE TORCIGLIONE  
ARGENTO  
walnut with silver rope

\* PER ULTERIORI COLORI VEDERE PAGINA 315

\* for different colours see page 315



# QUEEN





QUEEN

QN2B NOCE SCURO / COPRIFILO INCISO  
QN2B DARK WALNUT / ENGRAVED CASING



QUEEN

PARTICOLARE COPRIFILO DECORATO QN2B NOCE PATINATO  
*DETAIL OF DECORATED CASING QN2B COATED WALNUT*







## QUEEN

QN2B NOCE PATINATO / FINITURA PATINATA, COPRIFILI INCISO  
QN2B COATED WALNUT / COATED FINISH, ENGRAVED CASINGS



# COLLEZIONE QUEEN

*Queen collection*



QN2B



QN1B1V



# FINITURE QUEEN

## *Queen finishes*

### LEGNI

*wood*



TINTO NOCE CHIARO  
painted light walnut



TINTO NOCE MEDIO  
painted medium walnut



TINTO NOCE SCURO  
painted dark walnut

### COPRIFILI SPECIALI

*special  
casings*



NOCE PATINATO CON  
INCISIONE A FUOCO  
coated walnut with  
engraving

### LEGNI SPECIALI

*special  
wood*



AVORIO PATINATO  
coated ivory



NOCE PATINATO  
coated walnut





# SETTECENTO



SETTECENTO

SC2B NOCE CHIARO  
SC2B LIGHT WALNUT

SETTECENTO

SC2B BIANCO RAL 9003  
SC2B WHITE RAL 9003





## SETTECENTO

SC2B NOCE MEDIO  
*SC2B MEDIUM FRAME*



## SETTECENTO

SC1V NOCE CHIARO / VETRO TEMPERATO SATINATO  
*SC1V LIGHT WALNUT / TEMPERED SATIN GLASS*





SETTECENTODIECI

SC101B CILIEGIO  
SC101B CHERRY





SETTECENTODIECI

SC101B1V CILIEGIO  
SC101B1V CHERRY

# COLLEZIONE SETTECENTO

*Settecento collection*



SC1B



SC1V



SC2B



SC1B1V



SC3BS (\*)



SC3VS (\*)



SC3BT



SC1B2VT



SC101B



SC102B



SC101B1V



SC102BS



SC101B1VS



SC103BS (\*)




# FINITURE SETTECENTO


## *Settecento finishes*

### LEGNI

*wood*



BIANCO RAL 9003\*  
white Ral 9003\*



AVORIO RAL 1013\*  
ivory Ral 1013\*



TINTO NOCE CHIARO  
painted light walnut




TINTO NOCE MEDIO  
painted medium walnut



TINTO NOCE SCURO  
painted dark walnut



TINTO CILIEGIO  
painted cherry



ROVERE TINTO NOCE  
painted walnut oak



ROVERE TINTO  
CASTAGNO  
painted chestnut oak

# LUXURY

Materiali preziosi e lavorazioni ricercate si fondono  
per creare una linea attraente e intensa.

*Precious materials and a manufacturing process  
which is carefully controlled at every stage  
allowed us to develop this attracting and intense line.*



RICCHEZZA, DECORAZIONE E PREGIO  
*Richness. Decoration. Prestigious.*





# ACROPOLI



ACROPOLI

ACIB NERO / KIT ACROPOLI ARGENTO  
ACIB BLACK / SILVER ACROPOLI KIT



ACROPOLI

AC1V NOCE PATINATO / KIT ACROPOLI ORO  
AC1V COATED WALNUT / GOLD ACROPOLI KIT



ACROPOLI

PARTICOLARE MANIGLIA RONDÒ CON PLACCA  
*DETAIL OF RONDÒ HANDLE*



ACROPOLI

PARTICOLARE MANIGLIA PROJECT CON PLACCA  
*DETAIL OF PROJECT HANDLE*



ACROPOLI

PARTICOLARE NOCE PATINATO, DECORO ARGENTO (KIT)  
*DETAIL OF COATED WALNUT, SILVER DECORATION (KIT)*







## ACROPOLI

AC1B NOCE PATINATO / KIT ACROPOLI ARGENTO, PORTALE  
AC1B COATED WALNUT / SILVER ACROPOLI KIT, ARCHITRAVE





**ACROPOLI**

**AC1B AVORIO R1013 / KIT ACROPOLI ORO, PORTALE**  
**AC1B IVORY R1013 / GOLD ACROPOLI KIT, ARCHITRAVE**

**ACROPOLI**

**AC1B AVORIO R1013 / KIT ACROPOLI ORO**  
**AC1B IVORY R1013 / GOLD ACROPOLI KIT**





## ACROPOLI

ACIV.B2 AVORIO R1013 / KIT ACROPOLI ARGENTO, PORTALE  
ACIV.B2 IVORY R1013 / SILVER ACROPOLI KIT, ARCHITRAVE



# COLLEZIONE ACROPOLI

*Acropoli collection*



AC1B



AC1V





# FINITURE ACROPOLI

## *Acropoli finishes*

### LEGNI

*wood*




TINTO NOCE CHIARO  
painted light walnut




TINTO NOCE MEDIO  
painted medium walnut



TINTO NOCE SCURO  
painted dark walnut



BIANCO RAL 9003\*  
white Ral 9003\*



AVORIO RAL 1013\*  
ivory Ral 1013\*



NERO RAL 8022\*  
black Ral 8022\*

### LEGNI SPECIALI

*special  
woods*



AVORIO PATINATO  
coated ivory



NOCE PATINATO  
coated walnut

### PORTALE

*architrave*



PORTALE ORO  
gold architrave



PORTALE ARGENTO  
silver architrave





FARAONE  
**FARAONE**



FARAONE

BR1BFAR BIANCO LUCIDO / CORNICI BIANCO/ORO, COPRIFILI CON FILI ORO, PELLE EFFETTO STRUZZO BIANCO, SOPRALUCE  
BR1BFAR GLOSSY WHITE / WHITE/GOLD FRAMES, CASINGS WITH GOLD THREADS, WHITE OSTRICH EFFECT LEATHER, FANLIGHT

FARAONE

BRIBFAR NERO LUCIDO / CORNICI NERO/ORO, COPRIFILI NERO LUCIDO CON FILI ORO, PELLE EFFETTO CAYMAN NERO  
BRIBFAR GLOSSY BLACK / BLACK/GOLD FRAMES, GLOSSY BLACK CASINGS WITH GOLD THREADS, BLACK CAYMAN EFFECT LEATHER







FARAONE

BRIBFAR ARGENTO LUCIDO / CORNICI ARGENTO, COPRIFILI NERO LUCIDO CON FILI ARGENTO, PELLE EFFETTO ALLIGATORE CERBIATTO  
*BRIBFAR GLOSSY SILVER / SILVER FRAMES, GLOSSY BLACK CASINGS WITH SILVER THREADS, ALLIGATOR FAWN EFFECT LEATHER*







**FARAONE**

**BRIBFAR ORO** / CORNICI ORO, COPRIFILI MADREPERLA LUCIDO, PELLE EFFETTO ALLIGATORE COGNAC  
**BRIBFAR GOLD** / GOLD FRAMES, GLOSSY MOTHER OF PEARL CASINGS, COGNAC ALLIGATOR EFFECT LEATHER



# COLLEZIONE FARAONE

*Faraone collection*



BR1BFAR



BR1B1VFAR

\* STIPITE E COPRIFILO NERO \*\* STIPITE E COPRIFILO MADRE PERLA  
\* black frame and casing \*\* mother of pearl frame and casing



# FINITURE FARAONE

## *Faraone finishes*

### LEGNI


*wood*



BIANCO LUCIDO  
glossy white



MADRE PERLA LUCIDO  
glossy mother of pearl



NERO LUCIDO  
glossy black



ARGENTO LUCIDO\*  
glossy silver\*



ORO LUCIDO\*  
glossy gold\*



GRIGIO LUCIDO (new)  
glossy grey (new)

### PELLE

*leather*



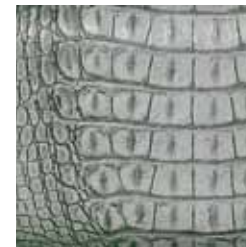
ALLIGATORE  
43979 AVORIO  
43979 ivory



ALLIGATORE  
44304 CERBIATTO  
44304 fawn



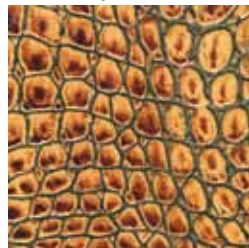
ALLIGATORE  
44316 MARRONE  
44316 brown



ALLIGATORE  
419101 ARGENTO  
419101 silver



ALLIGATORE  
49103 ORO  
49103 gold



ALLIGATORE  
41901 COGNAC  
41901 cognac



CAIMANO  
2803 MARRONE  
2803 brown



CAIMANO  
2809 BIANCO  
2809 white



CAIMANO  
2808 NERO  
2808 black



STRUZZO  
77996 BIANCO  
77996 white



STRUZZO 77995 BEIGE  
77995 beige



STRUZZO 77991 NERO  
77991 black

### DECORO

*decoration*



ORO  
gold




ARGENTO  
silver



BIANCO FILO ARGENTO  
white with silver thread



MADRE PERLA FILO  
ORO moth. p. gold thread



NERO FILO ORO  
black with gold thread



**FLY, ESSENTIAL, NEW CLASSIC**





FLY

TRAPUNTY FLITPT AVORIO RAL 1013 / PIETRE SWAROVSKY  
TRAPUNTY FLITPT IVORY RAL 1013 / SWAROVSKY GEMS-





FLY

PARTICOLARE TRAPUNTY FLITPT BIANCO RAL 9003 / PIETRE SWAROVSKY  
*DETAIL OF TRAPUNTY FLITPT WHITE RAL 9003 / SWAROVSKY GEMS*



FLY

TRAPUNTY FLITPT BIANCO RAL 9003 / PIETRE SWAROVSKY  
TRAPUNTY FLITPT WHITE RAL 9003 / SWAROVSKY GEMS



ESSENTIAL MILLERIGHE

ETIBRIG FOGLIA ARGENTO / COPRIFILI NERO  
*ETIBRIG SILVER LEAF / BLACK CASINGS*





ESSENTIAL MILLERIGHE

PARTICOLARE ETIBRIG FOGLIA ARGENTO / COPRIFILI NERO  
*PARTICOLARE ETIBRIG SILVER LEAF / BLACK CASINGS*



NEW CLASSIC

NW2B FOGLIA ARGENTO / COPRIFILI IMPERO CON TORCIGLIONE  
NW2B SILVER LEAF / IMPERO CASINGS WITH ROPE







NEW CLASSIC

NW2B FOGLIA ORO / COPRIFILI IMPERO CON TORCIGLIONE, CAPITELLO BAROCCO  
*NW2B GOLD LEAF / IMPERO CASINGS WITH ROPE, BAROQUE CAPITEL*



# COLLEZIONE FLY

*Fly collection*

PER COLLEZIONE COMPLETA VEDERE PAGINA 52  
for complete collection see page 52

# COLLEZIONE ESSENTIAL

*Essential collection*

PER COLLEZIONE COMPLETA VEDERE PAGINA 44  
for complete collection see page 44

# COLLEZIONE NEW CLASSIC

*New classic collection*

PER COLLEZIONE COMPLETA VEDERE PAGINA 176  
for complete collection see page 176




# FINITURE FLY


## *Fly finishes*

### COLORI DI SERIE\*

*standard  
colours\**



BIANCO RAL 9003  
white Ral 9003



AVORIO RAL 1013  
ivory Ral 1013

# FINITURE ESSENTIAL


## *Essential finishes*

### LEGNI TRAMA MILLERIGHE

*striped pattern*



FOGLIA ORO  
gold leaf



FOGLIA ARGENTO  
silver leaf

### LEGNI TRAMA TESSUTO

*fabric pattern*



FOGLIA ORO  
gold leaf




FOGLIA ARGENTO  
silver leaf

# FINITURE NEW CLASSIC

## *New classic finishes*

### LEGNI SPECIALI

*special wood*



FOGLIA ORO  
gold leaf



FOGLIA ARGENTO  
silver leaf



# HOPERA

## HOPERA





HOPERA

HP3BS NOCE SCURO / COPRIFILI INCISI  
HP3BS DARK WALNUT / ENGRAVED CASINGS



HOPERA

HP2B NOCE PATINATO / COPRIFILI INCISI, CAPITELLO HOPERA  
HP2B COATED WALNUT / ENGRAVED CASINGS, HOPERA CAPITEL





HOPERA

HP2B.B2 CASTAGNO / APERTURA BATTENTE 2 ANTE  
HP2B.B2 CHESTNUT / DOUBLE SWING DOOR



HOPERA

HP3BS AVORIO PATINATO / FOGLIA ORO SU BUGNE, COPRIFILI INCISI  
HP3BS COATED IVORY / GOLD LEAF ON ASHLAR, ENGRAVED CASINGS



**HOPERA**

**HP2B AVORIO PATINATO / COPRIFILI INCISI, CAPITELLO HOPERA**  
**HP2B COATED IVORY / ENGRAVED CASINGS, HOPERA CAPITEL**

**HOPERA**

**HP1B1V AVORIO PATINATO / COPRIFILI INCISI, VETRO TEMPERATO SATINATO**  
**HP1B1V COATED IVORY / ENGRAVED CASINGS, TEMPERED SATIN GLASS**





**HOPERA**

**HP2B NOCE PATINATO / FOGLIA ARGENTO SU BUGNE, COPRIFILI INCISI ARGENTO, CAPITELLO HOPERA**  
**HP2B COATED WALNUT / SILVER LEAF ON ASHARS, ENGRAVED SILVER CASINGS, HOPERA CAPITEL**







HOPERA

HP2B NOCE PATINATO / FOGLIA ORO SU BUGNE, COPRIFILI INCISI ORO, CAPITELLO HOPERA  
HP2B COATED WALNUT / GOLD LEAF ON MASHARS, ENGRAVED GOLD CASINGS, HOPERA CAPITEL



TIFFANY

HP2BTFY NOCE PATINATO / COPRIFILI TIFFANY, COPRIANUBA BAROCCO  
HP2BTFY COATED WALNUT / TIFFANY CASINGS, BAROQUE ANUBA COVER





## TIFFANY

HP3BLTFY NOCE PATINATO / CAPITELLO TIFFANY  
 HP3BLTFY COATED WALNUT / TIFFANY CAPITEL,



## TIFFANY


HP2B1VLTIFY CASTAGNO / CAPITELLO TIFFANY, VETRO TEMPERATO SATINATO CON DECORO ORO  
 NP2B1VLTIFY CHESTNUT / TIFFANY CAPITEL, TEMPERED SATIN GLASS WITH GOLD DECORATION

TIFFANY

HP2BTFY NOCE PATINATO / COPRIFILI TIFFANY, DECORO TIFFANY  
HP2BTFY COATED WALNUT / TIFFANY CASINGS, TIFFANY DECORATION







TIFFANY

PARTICOLARE DECORO TIFFANY  
*DETAIL OF TIFFANY DECORATION*



TIFFANY

HP2BTFY AVORIO PATINATO / COPRIFILI TIFFANY, DECORO TIFFANY MONOCROMATICO  
HP2BTFY COATED IVORY / TIFFANY CASINGS, TIFFANY MONOCHROME DECORATION





TIFFANY

PARTICOLARE DECORO TIFFANY MONOCROMATICO  
*DETAIL OF TIFFANY MONOCHROME DECORATION*

TIFFANY

PARTICOLARE DECORO TIFFANY MULTICOLOUR  
*DETAIL OF TIFFANY MULTICOLOUR DECORATION*





## TIFFANY

HP2BTFY AVORIO PATINATO / COPRIFILI TIFFANY, DECORO TIFFANY MULTICOLOUR  
HP2BTFY COATED IVORY / TIFFANY CASINGS, TIFFANY MULTICOLOUR DECORATION





# COLLEZIONE HOPERA

*Hopera collection*



HP2B



HP1B1V



HP3BS (\*)



HP1B6V



HP3B



HP2B1V



HP2BTFY



HP1B1VTFY



HP3BLTFY



HP2BL1VTFY



HP3BSTFY



# FINITURE HOPERA

## *Hopera finishes*

### LEGNI

*wood*



TINTO NOCE CHIARO  
painted light walnut



TINTO NOCE MEDIO  
painted medium walnut




TINTO NOCE SCURO  
painted dark walnut



ROVERE TINTO NOCE  
oak painted walnut



ROVERE TINTO  
CASTAGNO  
oak painted chestnut



BIANCO RAL 9003\*  
white Ral 9003\*



AVORIO RAL 1013\*  
ivory Ral 1013\*

### LEGNI SPECIALI

*special  
woods*



AVORIO PATINATO  
coated ivory



NOCE PATINATO  
coated walnut



FOGLIA ORO  
gold leaf



FOGLIA ARGENTO  
silver leaf

### COPRIFILI SPECIALI

*special  
casings*



NOCE PATINATO CON  
INCISIONE A FUOCO  
coated walnut with  
engraving



AVORIO PATINATO CON  
INCISIONE A FUOCO  
ORO O ARGENTO  
coated ivory with silver or  
gold engraving



COPRIFILO TIFFANY  
Tiffany casing

### DECORO

*decoration*



DECORO TIFFANY  
MONOCROMATICO  
COD.RNS003  
monochrome Tiffany  
decoration



DECORO TIFFANY  
COD.RNS003  
Tiffany decoration



DECORO TIFFANY  
COD.RNS003  
Tiffany decoration

\* PER ULTERIORI COLORI VEDERE PAGINA 315

\* for different colours see page 315



PASHÁ



PASHA

SHIBAF ROVERE NERO - ARGENTO / INSERTO VETRO MEDUSA  
SHIBAF BLACK OAK - SILVER / GRECA GLASS INSERT








PASHÀ

SHIBAF ROVERE NERO - ORO / INSERTO GRECA ORO LUCIDO, COPRIFILI TIPO EGO  
*SHIBAF BLACK OAK - GOLD / INSERT GRECA GLOSSY GOLD, EGO TYPE CASINGS*









1

**1 PASHÀ**

**SHIBAF WENGÈ / INSERTO GRECA ORO LUCIDO, COPRIFILI TIPO EGO**  
**SHIBAF WENGÈ / INSERT GRECA GLOSSY GOLD, EGO TYPE CASINGS**



2

**2 PASHÀ**

**SHIBAF ROVERE NERO - ARGENTO / COPRIFILI TIPO EGO CON INSERTI, CAPITELLO ARGENTO**  
**SHIBAF BLACK OAK - SILVER / EGO TYPE CASINGS WITH INSERTS, SILVER CAPITEL**

**PASHÀ**

**SH2V1IV.SE2 WENGÈ - ORO / APERTURA SCORREVOLE ESTERNO MURO 2 ANTE, VETRO TEMPERATO SATINATO DECORATO**  
**SH2V1IV.SE2 WENGÈ - GOLD / DOUBLE WALL MOUNTED SLIDING DOOR, TEMPERED SATIN DECORATED GLASS**





PASHÀ

SH1B AVORIO PASHÀ - PLATINO / PIETRE SWAROVSKY  
SH1B PASHÀ IVORY - PLATINUM / SWAROVSKY GEMS








PASHÀ CERAMIC

PARTICOLARE INSERTO CERAMIC MEDUSA ARGENTO LUCIDO  
*DETAIL OF GLOSSY SILVER CERAMIC MEDUSA INSERT*



PASHÀ CERAMIC

PARTICOLARE INSERTO CERAMIC MEDUSA BIANCO LUCIDO  
*DETAIL OF GLOSSY WHITE CERAMIC MEDUSA INSERT*





PASHÀ CERAMIC

SHICER BIANCO / H 2400 CM, INSERTO CERAMIC MEDUSA ARGENTO LUCIDO  
SHICER WHITE / H 2400 CM, GLOSSY SILVER CERAMIC MEDUSA INSERT









PASHÀ CERAMIC

SH2CER BIANCO RAL 9003 / H 2400 CM, INSERTO CERAMIC MEDUSA ORO LUCIDO  
SH2CER WHITE RAL 9033 / H 2400 CM, GLOSSY GOLD CERAMIC MEDUSA INSERT





PASHÀ CERAMIC

SHICER AVORIO RAL 1013 / INSERTO CERAMIC MEDUSA AVORIO ANTICATO LUCIDO, COPRIFILI IMPERO CON TORCIGLIONE  
SHICER IVORY RAL 1013 / GLOSSY IVORY CERAMIC MEDUSA INSERT, IMPERO CASINGS WITH ROPE







PASHÀ CERAMIC

SH2CER BIANCO RAL 9003 / H 2400 CM, INSERTO CERAMIC GRECA BIANCO LUCIDO  
SH2CER WHITE RAL 9033 / H 2400 CM, GLOSSY WHITE CERAMIC GRECA INSERT





PASHÀ CERAMIC

SH2CER1IV BIANCO RAL 9003 / H 2400 CM, INSERTO CERAMIC GRECA ORO LUCIDO, INSERTO VETRO GRECA  
SH2CER1IV WHITE RAL 9033 / H 2400 CM, GLOSSY ORO CERAMIC GRECA INSERT, GRECA GLOSSY INSERT

# COLLEZIONE PASHÀ

*Pashà collection*



SH1B



SH2B1V



SH1BAF



SH2V1IV



SH1CER



SH2CER



SH2CER1IV



SH1B1IV




# FINITURE PASHÀ

## *Pashà finishes*

### LEGNI

*wood*



BIANCO RAL 9003  
white Ral 9003



AVORIO PASHÀ  
pashà ivory



ROVERE TINTO WENGE  
painted wenge oak



ROVERE TINTO NERO  
painted black oak

### BUGNE SPECIALI


*special  
ashlars*



PLATINO  
platinum



ORO  
gold



BRONZO  
bronze



SILVER  
silver

### COPRIFILI SPECIALI

*special  
casings*



ORO  
gold



BRONZO  
bronze



SILVER  
silver

### DECORO IN- SERTO

*insert  
decoration*



GRECA ORO LUCIDO  
glossy gold greca insert



MEDUSA ARGENTO  
LUCIDO  
glossy silver medusa insert



CERAMIC GRECA  
BIANCO  
white ceramic greca



CERAMIC MEDUSA  
ARGENTO LUCIDO  
glossy silver cer. medusa

### DECORO VE- TRO

*glass  
decoration*



GRECA  
greca



MEDUSA  
medusa





# RONDÓ



RONDÒ

*RD1V NERO RAL 9005 / VETRO LACCATO STRATIFICATO NERO, MANIGLIA RONDÒ CROMO*  
*RD1V BLACK RAL 9005 / BLACK LAMINATED LAQUERED FINISH, CHROME RONDÒ HANDLE*







RONDÒ

RD1V BIANCO RAL 9003 / VETRO LACCATO STRATIFICATO BIANCO, MANIGLIA RONDÒ CROMO  
RD1V WHITE RAL 9003 / WHITE LAMINATED LAQUERED FINISH, CHROME RONDÒ HANDLE





RONDÒ

RD1V FOGLIA ARGENTO / VETRO LACCATO STRATIFICATO FOGLIA ARGENTO, MANIGLIA RONDÒ CROMO, DECORO RONDÒ ARGENTO SU COPRIFILI  
RD1V SILVER LEAF / SILVER LEAF LAMINATED LAQUERED FINISH, CHROME RONDÒ HANDLE, RONDÒ DECORATION ON CASINGS



RONDÒ

PARTICOLARE RD1V FOGLIA ARGENTO  
*DETAIL OF RD1V SILVER LEAF*



RONDÒ

RD1V FOGLIA ARGENTO - NERO / VETRO LACCATO STRATIFICATO NERO RAL 9005, MANIGLIA RONDÒ CROMO, DECORO RONDÒ ARGENTO SU COPRIFILI  
*RD1V SILVER LEAF - BLACK / BLACK RAL 9005 LAMINATED LAQUERED FINISH, CHROME RONDÒ HANDLE, RONDÒ DECORATION ON CASINGS*



**RONDÒ**

**RD1V FOGLIA ORO - NERO / VETRO LACCATO STRATIFICATO FOGLIA ORO, MANIGLIA RONDÒ ORO, DECORO RONDÒ ORO SU COPRIFILI**  
**RD1V GOLD LEAF - BLACK / GOLD LEAF LAMINATED LAQUERED FINISH, GOLD RONDÒ HANDLE, GOLD RONDÒ DECORATION ON CASINGS**



**RONDÒ**

**PARTICOLARE RD1V FOGLIA ORO**  
**DETAIL OF RD1V GOLD LEAF**



## RONDÒ

**RDIV FOGLIA ORO** / VETRO LACCATO STRATIFICATO FOGLIA ORO, MANIGLIA RONDÒ ORO, DECORO RONDÒ ORO SU COPRIFILI  
**RDIV GOLD LEAF** / GOLD LEAF LAMINATED LAQUERED FINISH, GOLD RONDÒ HANDLE, GOLD RONDÒ DECORATION ON CASINGS





RONDÒ

RDIBPLL NERO LUCIDO / MANIGLIA RONDÒ ARGENTO, DECORO RONDÒ ARGENTO SU COPRIFILI, PELLE CAIMANO NERO LUCIDO  
RDIBPLL GLOSSY BLACK / SILVER RONDÒ HANDLE, SILVER RONDÒ DECORATION ON CASINGS, GLOSSY BLACK CAYMAN LEATHER








## RONDÒ

**RD1BPLL ARGENTO - PELLE NERO / MANIGLIA RONDÒ ARGENTO, DECORO RONDÒ ARGENTO SU COPRIFILI, CAPITELLO, PELLE CAIMANO NERO LUCIDO**  
**RD1BPLL SILVER - BLACK LEATHER / SILVER RONDÒ HANDLE, SILVER RONDÒ DECORATION ON CASINGS, CAPITEL, GLOSSY BLACK CAYMAN LEATHER**

# MANIGLIE RONDÒ

*Rondò handle*





**MANIGLIA RONDÒ ARGENTO**  
*SILVER RONDÒ HANDLE*



**MANIGLIA RONDÒ ORO**  
*GOLD RONDÒ HANDLE*



**MANIGLIA RONDÒ BRONZO**  
*BRONZE RONDÒ HANDLE*



**MANIGLIA PROJECT ARGENTO**  
*SILVER PROJECT HANDLE*



**MANIGLIA PROJECT ORO**  
*GOLD PROJECT HANDLE*



**MANIGLIA PROJECT BRONZO**  
*BRONZE PROJECT HANDLE*



**CHIAVE PER MANIGLIE  
RONDÒ E PROJECT**  
*HANDLE KEY RONDÒ AND  
PROJECT*



**ARGENTO**  
*SILVER*



**ORO**  
*GOLD*



**BRONZO**  
*BRONZE*

Romagnoli ha ideato e progettato le maniglie esclusive Rondò. Realizzate artigianalmente con richiami alla linea della porta, esse si rifanno allo stile italiano sinonimo di fascino, eleganza e forte personalità.

Sono prodotte in bronzo, ottone, argento e alluminio e realizzate interamente a mano con l'ausilio del sistema di fusione a cera perduta, antica tecnica di fusione del bronzo.

“Un particolare in più, che aggiunto alla porta, esprime...poesia”.

*Romagnoli has designed exclusive Rondò handles.*

*Artisan-made with same lines as the door, these handles are an examples of italian style, a synonym of glamour, elegance and strong personality.*

*They come in bronze, brass, silver and alluminium, and are entirely hand-made using the lost wax casing system, an ancient bronze casting technique.*

*“An extra detail that adds poetry to the door”.*



# COLLEZIONE RONDÒ

*Rondò collection*



RD1B



RD1B2V



RD1V




# FINITURE RONDÒ

## *Rondò finishes*

### LEGNI

*wood*



BIANCO RAL 9003  
white Ral 9003



NERO RAL 8022  
black RAL 8022



ROVERE SBIANCATO  
whitened oak



ROVERE NATURALE  
oak



ROVERE TINTO WENGÈ  
painted wengè oak




ORO\*  
gold\*




ARGENTO\*  
silver\*

### VETRI

*glass*



NEUTRO SATINATO  
coated ivory



BIANCO RAL 9003  
white Ral 9003



NERO  
black



FOGLIA ORO  
gold leaf



FOGLIA ARGENTO  
silver leaf

### COPRIFILI SPECIALI

*special casings*



NERO CON DECORO  
ORO  
black with gold decoration



NERO CON DECORO  
ARGENTO  
black with silver decoration

### PELLE

*leather*



CAIMANO  
2809 BIANCO  
2809 white



CAIMANO  
2808 NERO  
2808 black

\* FOGLIA ORO / ARGENTO APPLICATA A MANO ( POSSIBILI IMPERFEZIONI)

\* gold / silver leaf hand made ( probable imperfections)

# CONTRACT

È la linea di porte per il contract che unisce insieme lo stile, la solidità e le doti di resistenza.

*This line is designed for contract doors characterized by a perfect mix of style, solidity and strength.*



SOLIDITÀ, LAVORAZIONI SUPERBE E SICUREZZA.  
*Solidity. High working. Security.*



# COLLEZIONE HOTEL - REI

*hotel collection - Rei*



LINEA REI 30/60 DISPONIBILE IN ABBINAMENTO ALLE COLLEZIONI ROMAGNOLI: DALIA, FLY, CATIA, RASA E/O SU PROGETTO  
*REi 30/60 doors availables for Romagnoli collection: Dalia, Fly, Catia, Rasa and/or on project*





**AREA TECNICA**

*technical area*



GUIDA ALLA SCELTA  
*how to buy*



# RIVESTIMENTI PER PORTE BLINDATE

*armoured door linings*

## PANTOGRAFATI

*pantographed*



PANLISO10-B

BIANCO RAL 9003  
WHITE RAL 9003

PANDECFL2B-B

AVORIO PATINATO  
COATED IVORY

PANDEC3B-B

NOCE MEDIO  
MEDIUM WALNUT



**LISCI**  
*plain*

**INTELAIATI**  
*framed*



**PANLISO10-B**

**MADRE PERLA LUCIDO**  
*GLOSSY MOTHER OF PEARL*

**PANLIS100-B**

**MORO**  
*BLACK*

**SH1B-B**

**ROVERE NERO - ARGENTO**  
*BLACK OAK - SILVER*

CONSULTARE LISTINO PREZZI "SCHEDE TECNICHE RIVESTIMENTI BLINDO" PER ULTERIORI INFORMAZIONI SU MODELLI, FINITURE E SPECIFICHE TECNICHE  
consult our price list "armoured door linings" for further information on models, finishes available and technical specifications

# BOISERIE

*boiserie*



BOISERIE LIGNIUM / FINITURA MILLERIGHE TABACCO  
*LIGNIUM BOISERIE / TOBACCO MILLERIGHE FINISH*

BOISERIE E ARMADIATURE IN COORDINATO CON LE PORTE INTERNE  
*boiserie and wardrobe matched with the interior door*

# ARMADIATURE

*wardrobe*



ARMADIO DALIA / BIANCO RAL 9003  
WARDROBE DALIA / WHITE RAL 9003



# MANIGLIE

*handles*

		CROMO LUCIDO polished chrome	CROMO SATINATO satin chrome	OTTONE LUCIDO polished brass	OTTONE SATINATO matt brass	BRONZO bronze
MOD. ORIONE COD. 001ORN			■	■		
MOD. MUSA COD. 002MSA			■		■	
MOD. THEMA COD. 003THM				■		■
MOD. ITACA COD. 004ITA					■	■
MOD. CIGNO COD. 005CGN		■		■		■
MOD. LYBIA COD. 006LBY		■	■			
MOD. INNER COD. 007INN (inserto finitura porta)		■	■			
MOD. VERONA QUADRA COD. 008VR/Q		■	■			
MOD. DEORIS COD. 009DEO		■	■			
MOD. APRITI COD. 010APR		■	■			



		CROMO LUCIDO polished chrome	CROMO SATINATO satin chrome	OTTONE LUCIDO polished brass	OTTONE SATINATO matt brass	BRONZO bronze
MOD. ZEN COD. 012ZEN		■	■	■		
MOD. GRAFITE COD. 013GFR			■			
MOD. FUTURA COD. 014FUT		■		■		
MOD. SAVOIA COD. 015SVI			■		■	
MOD. PROJECT COD. 016PRJ		■		■		■
MOD. RONDÒ COD. 018RND		■		■		■
MOD. RONDÒ (porta scorrevole)			■		■	
MANIGLIA ROTONDA (porta scorrevole)		■		■		■
MANIGLIA OVALE (porta scorrevole)		■		■		■
MANIGLIONE		■	■			

# VETRI

glass



6 mm / 8 mm

TRASPARENTE / transparent  
SATINATO / satin  
TRASP. BRONZO / transp. bronze  
BI SATINATO / bi satin  
SATINATO GRIGIO / sat grey  
SATINATO BRONZO / sat bronze

DISPONIBILE SU TUTTE LE COLLEZIONI (NO SENSO)

DISPONIBILE SU TUTTE LE COLLEZIONI (NO SENSO)  
available for all collections (no Senso)



6 mm

TRASPARENTE MOLATO / transparent grinded  
SATINATO MOLATO / satin grinded

DISPONIBILE SU TUTTE LE COLLEZIONI (NO SENSO)  
available for all collections (no Senso)



6 mm

TRASPARENTE MOLATO INCISO / tran. engra-  
ved grinded  
SATINATO MOLATO INCISO / satin engraved  
grinded

DISPONIBILE SU TUTTE LE COLLEZIONI (NO SENSO)  
available for all collections (no Senso)



6 mm

CANNES / cannes

DISPONIBILE SULLE COLLEZIONI:  
CATIA, COUNTRY, CUBICA, DALIA, EGO,  
FARAONE, GRAFFITI, HOPERA, LIGNIUM, NEW  
CLASSIC, PASHA, QUEEN, RASA, REPLAY,  
SETTECENTO.  
available for collection:  
Catia, Country, Cubica, Dalia, Ego, Faraone, Graffiti,  
Hopera, Lignum, New Classic, Pashà, Queen, Rasa,



6 mm

PISIS / pisis

DISPONIBILE SULLE COLLEZIONI:  
CATIA, COUNTRY, CUBICA, DALIA, EGO,  
FARAONE, GRAFFITI, HOPERA, LIGNIUM, NEW  
CLASSIC, PASHA, QUEEN, RASA, REPLAY,  
SETTECENTO.  
available for collection:  
Catia, Country, Cubica, Dalia, Ego, Faraone, Graffiti,  
Hopera, Lignum, New Classic, Pashà, Queen, Rasa,



6 mm / 8 mm

CELSIUS EX. CHIARO / ex. light celsius  
CELSIUS BRONZO / bronze celsius

DISPONIBILE SU TUTTE LE COLLEZIONI (NO ELLISSE, GIOTTO, RONDO, SENSO, STAR)  
available for all collections (no Ellisse, Giotto, Rondò, Senso, Star).



6 mm

SPECCHIO / mirror

DISPONIBILE SU TUTTE LE COLLEZIONI (NO ACROPOLI, BRIO, EGO, ELLISSE, ESSENTIAL, FLY, FUTURA, GIOTTO, LADY, LIGNIUM, PITONE, RONDO, SENSO, STAR)available for all collections (no Acropoli, Brio, Ellisse, Essential, Fly, Futura, Giotto,



8 mm

INCISO ELLISSE / ellisse engraved

DISPONIBILE SULLE COLLEZIONI:  
BRIO, EGO, ELLISSE, FUTURA, PITONE, RONDO, STAR  
available for collection: Brio, Ego, Ellisse, Futura,



8 mm

FUTURA / futura

DISPONIBILE SULLE COLLEZIONI:  
ACROPOLI, FUTURA,  
available for collection:  
Acropoli, Futura



8 mm

FOGLIA ARGENTO - ORO / gold - silver leaf

DISPONIBILE SULLE COLLEZIONI:  
RONDO  
available for collection:  
Rondò



8 mm

LACCATO NERO - BIANCO / black - white  
laquered

DISPONIBILE SULLE COLLEZIONI:  
RONDO  
available for collection:  
Rondò



8 mm

ACROPOLI TRASP. / engraved trans. acropoli  
ACROPOLI SAT. / engraved sat. acropoli  
ACR. TRASP. GRIGIO / grey engr. trans. acrop.  
ACR. TRASP. BRONZO / bronze engr. trans. acr.  
ACR. SAT. GRIGIO / grey engraved. sat. acr.  
ACR. SAT. BRONZO / bronze engraved. sat. acr.

DISPONIBILE SULLE COLLEZIONI:  
ACROPOLI, EGO, FUTURA, PITONE  
available for collection:  
Acropoli, Ego, Futura, Pitone



6 mm

DEC. GRECA SU VETRO SAT. / dec. greca on  
satin glass  
DEC. MEDUSA SU VETRO SAT. / dec. medusa  
satin glass

DISPONIBILE SULLE COLLEZIONI:  
PASHA  
available for collection:  
Pashà



6 mm

TRASP. MOLATO TIFFANY / transp. grinded  
tiffany  
SAT. MOLATO TIFFANY / satin grinded tiffany

DISPONIBILE SULLE COLLEZIONI:  
COUNTRY, GRAFFITI, HOPERA, NEW CLASSIC,  
QUEEN,  
available for collection:  
Country, Graffiti, Hopera, New Classic, Queen



8 mm

ALBERI / alberi

DISPONIBILE SULLE COLLEZIONI:  
ACROPOLI, BRIO, EGO, PITONE, STAR  
available for collection:  
Acropoli, Brio, Ego, Pitone, Star



8 mm

INCISO LADY / lady engraved

DISPONIBILE SULLE COLLEZIONI:  
LADY  
available for collection:  
Lady



# CERNIERE

*hinges*

## BILICO REGOLABILE 180°

*adjustable pivot 180°*



DI SERIE SU CATEGORIA PORTE TAMBURATE (ESSENTIAL, LIGNIUM, BRIO, FARAONE, RASA, SENSO FIN LEGNO, FLY A RICHIESTA)  
*standard for hollowcore door category (Essential, Lignum, Brio, Faraone, Rasa, Senso)*

## BILICO REGOLABILE 110°

*adjustable pivot 110°*



DI SERIE SU CATEGORIA PORTE LISTELLARI (NO SETTECENTO)  
*standard for blockboard door category (no Settecento)*

## POMELLA

*book hinge*



DI SERIE SU COLLEZIONE SETTECENTO  
*standard for Settecento collection*

## ANUBA


*anuba hinge*



DI SERIE SU CATEGORIA PORTE MASSELLO  
(PORTE TAMBURATE DALIA, FLY, SENSO FIN LACCATA, CATIA)  
*standard for solid wood door category*

## ROSTRO CENTRALE

*hinge bolt*



DISPONIBILE SU CATEGORIA PORTE TAMBURATE  
*available for hollowcore door category*

# SERRATURE

*locks*

## PORTA BATTENTE

*swing door*



SERRATURA MAGNETICA  
*magnetic lock*




SERRATURA MECCANICA  
*mechanical lock*

## PORTA SCORREVOLE


*sliding door*



SENZA SERRATURA  
*without lock*














SERRATURA NOTTOLINO  
*wc lock*










SERRATURA PATENT  
*patent lock*

# STIPITI E COPRIFILI

*frames and casings*

	TELAIO LUCIDO TIPO BRIO glossy frame Brio type	TELAIO TIPO PIATTO flat frame	TELAIO TIPO PIATTO EGO Ego type flat frame	TELAIO TIPO STONDATO rounded frame	IMBOTTI enlargement
COPRIFILO PIATTO / flat casing COD. MPT					
COPRIFILO PIATTO / flat casing COD. MPT90LUC					
COPRIFILO PIATTO RIGATO / flat casing COD. MPT90RIG					PEZZO UNICO PER SPESSORE MURO FINO A 500 MM 1 piece for wall thick. up to 400 mm
COPRIFILO STONDATO / rounded casing COD. MEGS					
COPRIFILO IMPERO / impero casing COD. IMP					2 DOGHE PER SPESSORE MURO SUPERIORE A 500 MM 2 pieces for wall thick. over to 400 mm



	TELAIO LUCIDO TIPO BRIO glossy frame Brio type	TELAIO TIPO PIATTO flat frame	TELAIO TIPO PIATTO EGO Ego type flat frame	TELAIO TIPO STONDATO rounded frame	TELAIO RASOMURO rasomuro frame  SOLO PER COLLEZIONI only for collections: BRIO, ESSENTIAL, FLY, LIGNIUM, RASA, SENSO
COPRIFILO BAROCCO / baroque casing COD. MBR					  APERTURA A SPINGERE (NO BRIO) push opening (no Brio)
COPRIFILO TIFFANY / tiffany casing COD. MTFF					
COPRIFILO PIATTO TELESCOPICO / telescopic flat casing COD. MPTEFI					
COPRIFILO STONDATO / rounded casing COD. MEG					



# GUIDA ALLA SCELTA

*how to buy*





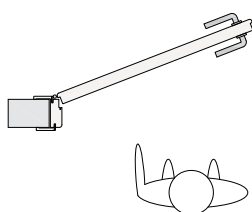
# TIPOLOGIE DI APERTURA

## *Types of opening*

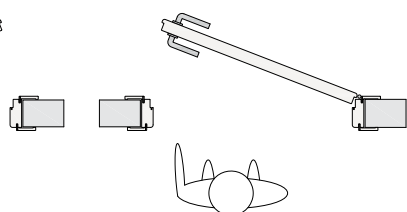
### BATTENTE SINGOLA

*single swing door*

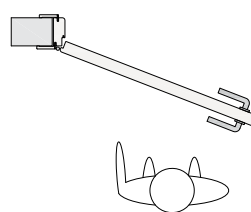
SX SPINGERE  
push left



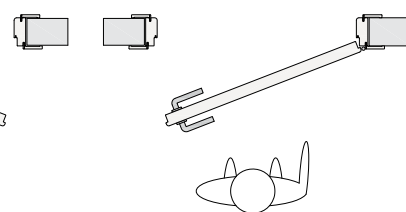
DX SPINGERE  
push right



SX TIRARE  
pull left



DX TIRARE  
pull right



### SCORREVOLE INTERNO MURO

*pocket door*

SINGOLA SX  
push left



SINGOLA DX  
push right



### SCORREVOLE INT. MURO 2 ANTE

*double pocket door*

SINGOLA SX  
push left



SINGOLA DX  
push right



SINGOLA SX  
push left




SINGOLA DX  
push right



### SCORREVOLE INTERNO MURO 2 ANTE TRASCINAMENTO

*double pocket door*

SINISTRA  
left



DESTRA  
right



### SCORREVOLE TRAVE DOPPIO BINARIO 2 ANTE / 3 ANTE / 4 ANTE

*double sliding door with beam fixing*

2 ANTE  
2 leaf door



3 ANTE  
3 leaf door



4 ANTE  
4 leaf door



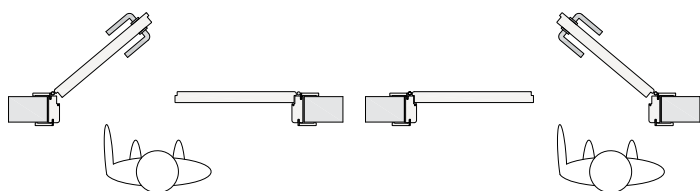


## BATTENTE 2 ANTE

*double swing door*

SX SPINGERE  
push left

DX SPINGERE  
push right

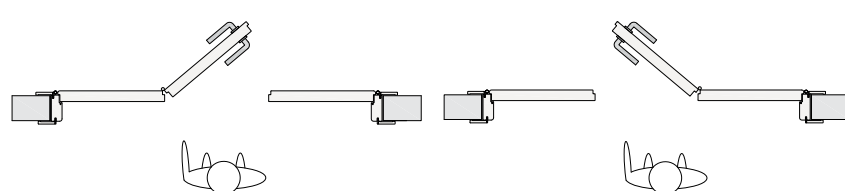


## BATTENTE 3 ANTE

*3 leaf swing door*

SX TIRARE  
pull left

DX TIRARE  
pull right

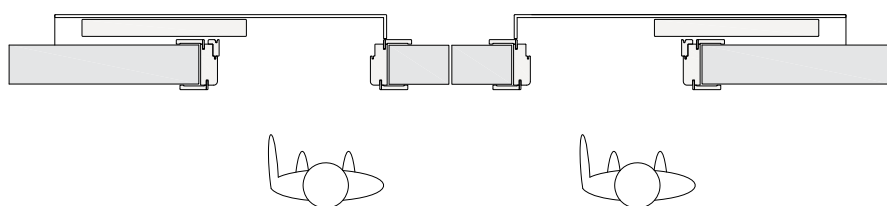


## SCORREVOLE ESTERNO MURO

*wall mounted sliding door*

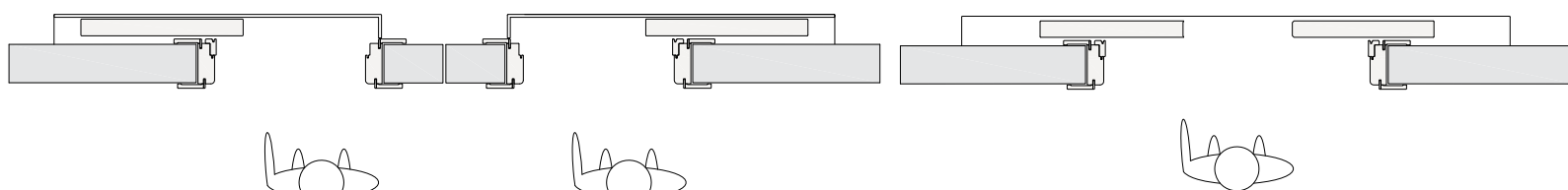
SINGOLA SX  
push left

SINGOLA SX  
push right



## SCORREVOLE EST. MURO 2 ANTE

*double wall mounted sliding door*

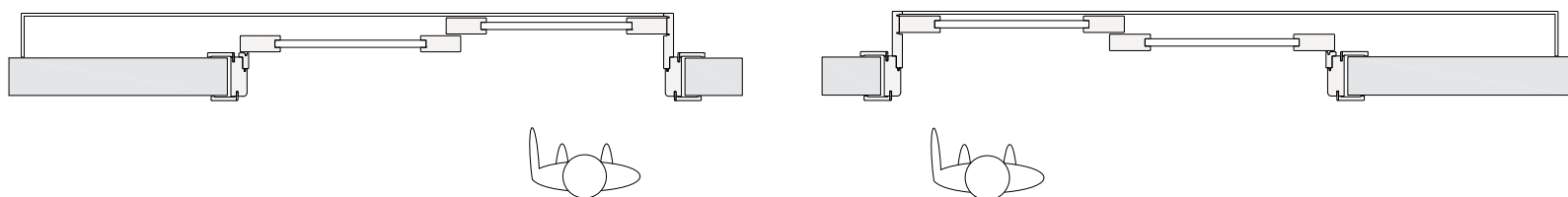


## SCORREVOLE ESTERNO MURO DUE ANTE TRASCINAMENTO

*double wall mounted sliding door*

SINISTRA  
left

DESTRA  
right

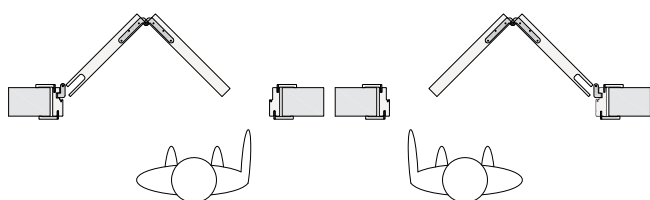


## PIEGHEVOLE SINGOLA

*single folding door*

SX SPINGERE  
push left

DX SPINGERE  
push right





# CATEGORIA PRODOTTI

*products category*

	PORTE TAMBURATE hollowcore doors	PORTE LISTELLARI blockboard doors	PORTE MASSELLO solid wood doors	PORTE VETRO glass doors
ACROPOLI		■		
BRIO	■			
CATIA	■			
COUNTRY			■	
CUBICA		■		
DALIA	■			
EGO		■		
ELLISSE		■		
ESSENTIAL	■			
FARAONE	■			
FLY	■			
FUTURA		■		
GIOTTO				■
GRAFFITI			■	
HOPERA			■	
LADY		■		
LIGNIUM	■			
NEW CLASSIC			■	
PASHÀ		■		
PITONE		■		
QUEEN			■	
RASA	■			
REPLAY		■		
RONDÒ		■		
SENSO	■			
SETTECENTO		■		
STAR		■		




# COLORI RAL


*Ral colours*

## COLORI RAL ROMAGNOLI

*Romagnoli Ral colours*



NERO RAL 8022  
black Ral 8022



GRIGIO RAL 7043  
grey Ral 7043




GRIGIO RAL 7036  
grey Ral 7036



CAFFÈ RAL 1019  
coffee Ral 1019



VERDE RAL 6013  
green Ral 6013



CIOCCOLATO RAL 8028  
chocolate Ral 8028



BLU RAL 5001  
blue Ral 5001



VIOLA RAL 4008  
violet Ral 4008



ROSSO 3003  
red Ral 3003



GIALLO RAL 1033  
yellow Ral 1033

## COLORI RAL EXTRA

*extra Ral colours*



COLORI RAL  
Ral colours

