

/00.
agape collection /four bathrooms

-
four different worlds
for the body and the mind
/quattro mondi diversi
per il corpo e per la mente

FOUR BATH ROOMS

 agape

/00.

agape collection /four bathrooms

-

four different worlds for the body
and the mind /quattro mondi diversi
per il corpo e per la mente

-

 agape

/00.
agape collection /four bathrooms

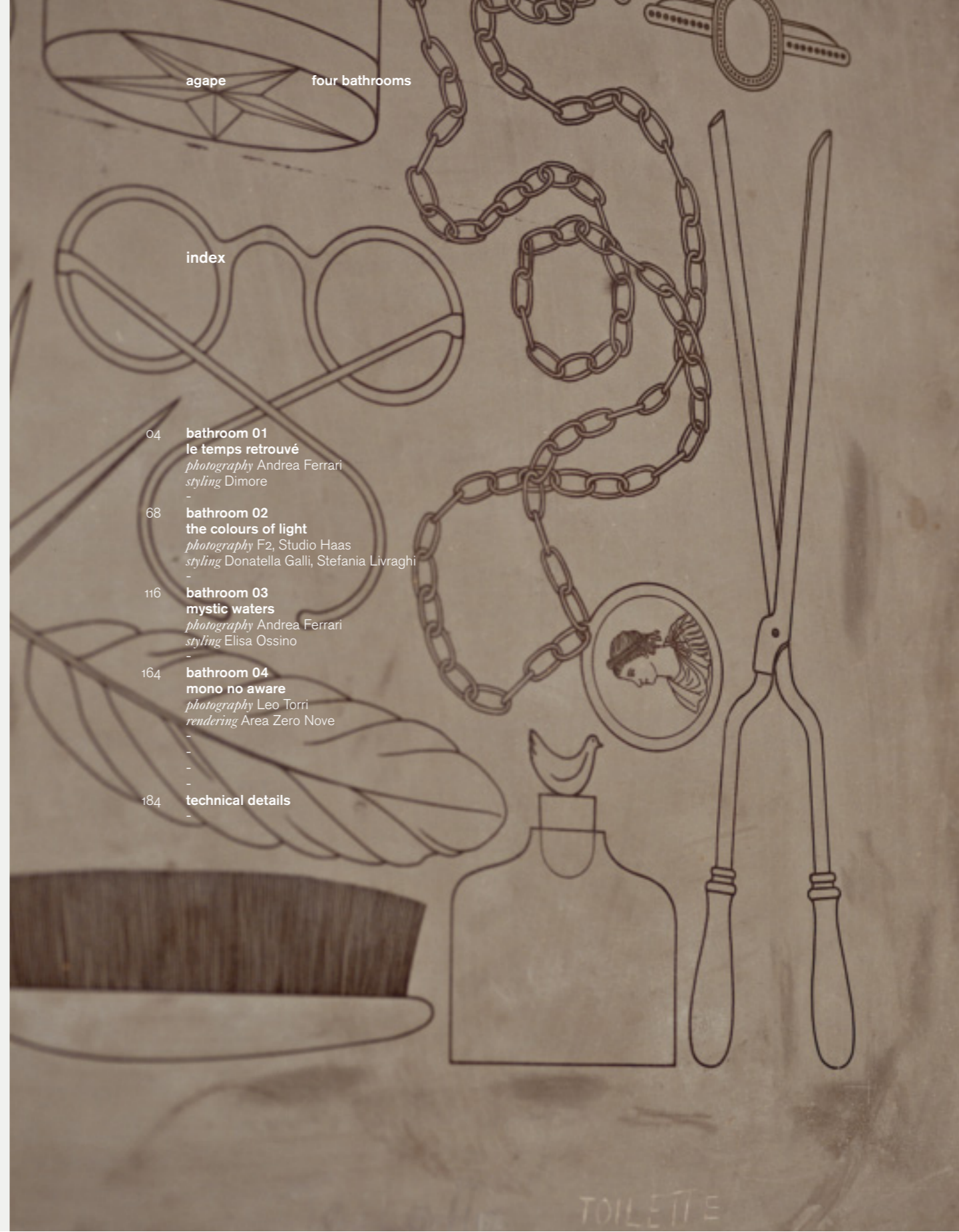
-
four different worlds for the body
and the mind /quattro mondi diversi
per il corpo e per la mente
-

introduction

-
Stanze che si susseguono, come capitoli
di un romanzo appassionante.
Colori che illuminano di nuovi significati le
cose, facendole percepire con altri occhi.
Ambienti di un'essenzialità ascetica,
nel quale il rito del bagno diventa
purificazione e rigenerazione quotidiana.
Semplicità profonda e affascinante come
il fluire dell'acqua, ispirata da un senso di
bellezza interiore, prima ancora che
esteriore. Quattro mondi diversi in una
stanza da bagno, quattro modi diversi di
rappresentare lo stile, le sensazioni, le
possibilità, la creatività Agape.
Un racconto per immagini in cui
immergersi, fino alla prossima stanza da
bagno: *la vostra*.
-

A succession of rooms, one after another,
like chapters in an exciting novel. Colours
that show things in a new light, so they
are seen through different eyes. Settings
of austere simplicity, in which the routine
of taking a bath becomes a daily ritual of
purification and regeneration. Simplicity as
profound and as fascinating as the flowing
of water, inspired by a sense of internal,
rather than external, beauty.
Four different worlds in a bathroom, four
different ways of representing the style,
sensations, possibilities and creativity of
Agape. A story told in pictures in which to
immerse yourself until you reach the next
bathroom: *yours*.
-

02/ 03



/01.
agape collection /four bathrooms

le temps retrouvé
photography Andrea Ferrari
styling Dimore

agape stories /I.

04/ 05

Immaginate di trovarvi in un grande e luminoso appartamento di *Parigi*: un luogo che non avete mai visitato prima, ma che vi sembra di conoscere già a memoria. I vostri sensi percorrono stanza dopo stanza, senza fretta, soffermandosi su ogni particolare. Dettagli solo apparentemente insignificanti, in realtà indizi fondamentali per chi sa immedesimarsi in un ambiente, un'atmosfera, una storia. Poesia di un intonaco screpolato o di una porta semiaperta su un terrazzo. Interni sorpresi in una dimensione atemporale. Ambienti quotidiani nei quali, inaspettatamente e per un attimo fuggente, compare un personaggio esotico, come il giocatore di scacchi giapponese de "*L'uomo che guardava passare i treni*" di *Georges Simenon*. Oppure un pezzo di design contemporaneo, in questo spazio fuori dal tempo.

Imagine you are in a large, sunny, *Parisian* apartment: a place you have never seen before, but that seems to bring back memories. Your senses pass through room after room, unhurriedly, dwelling on every detail. Details that are seemingly insignificant, but are actually fundamental clues for those who are able to empathize with an environment, an atmosphere, a story. The fantasy of cracked plaster or of a half-open door leading onto a terrace. Homes taken by surprise in a timeless dimension. Everyday environments in which, unexpectedly and for a fleeting instant, an exotic character appears, like the Japanese chess player in *Georges Simenon's* novel "*The man who watched trains go by*". Or a piece of contemporary design, in this timeless space.

agape

four bathrooms

four different worlds /le temps retrouvé 01

dettagli tecnici /see technical details at p. 184



06/07

programma
Flat XL
Flat XL range
-
lavabi
washbasins
Spoon XL
-
rubinetteria
taps
Sen
-
specchio
mirror
Parabola
-
accessori
accessories
Sen
-
vasca
bathtub
Spoon XL
-



agape

four bathrooms

accessori
accessories
Porto
-

programma
Flat XL
Flat XL range
-

08/ 09



bathroom 01



agape

four bathrooms

10/ 11

complementi

- extras*
- Stairs
-
-
-
-

vasca

bathub

Cartesio

-

rubinetteria

taps

Fez

-



bathroom 01



agape

four bathrooms

12/ 13

complementi
extras
Multifunzione
-


bathroom 01





- lavabi**
washbasins
Ottocento XL
-
- contenitori Flat XL**
storage units Flat XL
-
- rubinetteria**
taps
Fez
-
- specchi**
mirrors
Narciso
-





agape

four bathrooms

18/ 19

doccia

shower

Flat D

-

rubinetteria

taps

Fez

-

bathroom 01



agape

four bathrooms

20/ 21

rubinetteria
taps
Fez
-

complementi
extras
Surf
-



bathroom 01




agape

four bathrooms

bathroom 01

22/ 23

vasca
bathtub
Vieques
-
rubinetteria
taps
Sen
-



24/25

ám věneček zelený,
pestrého kvítí pletený;
omu já ho dám?
omu, keho ráda mám.
anto, Franto, Františku,
ěneček tu máš,
s na mě nebročel,
půjke od vás.



agape

four bathrooms


vasca
bathub
Vieques

-
rubinetteria
taps
Fez

26/ 27



bathroom 01



programma
Flat XL
Flat XL range

-
lavabo
washbasin
Cube

-
rubinetteria
taps
Sen

-
specchi contenitori
mirror units
4x4

-
accessori
accessories
Sen




agape

four bathrooms



30/ 31



bathroom 01



programma
Flat XL
Flat XL range

lavabo
washbasin
LAV002

rubinetteria
taps
Square

specchi
mirrors
Narciso
Spai

vasca
bathub
Normal

complementi
extras
Surf




agape

four bathrooms

34/ 35



bathroom 01



agape

four bathrooms

bathroom 01

36/ 37

vasca
bathtub
In-Out
-
rubinetteria
taps
Square
-




agape

four bathrooms

38/ 39

rubinetteria

taps
Sen



bathroom 01



programma
Flat XL
Flat XL range

-
lavabi
washbasins
Ottocento 001

-
rubinetteria
taps
Sen

-
specchio
mirror
Fusilli




agape

four bathrooms

42/ 43



bathroom 01



agape

four bathrooms

bathroom 01

44/ 45

rubinetteria

taps

Sen

-



agape

four bathrooms

sanitari
sanitary ware
750
-
rubinetteria
taps
Fez
-

accessori
accessories
Porto
-
-
-
-

46 / 47



bathroom 01



agape

four bathrooms

48/49

accessori
accessories
Porto
-

R

A

bathroom 01



agape

four bathrooms

50/ 51

doccia

shower

Flat D

-

rubinetteria

taps

Square

-

complementi

extras

Pic-nic

-

bathroom 01



vasche
bathtubs
Normal
-
rubinetteria
taps
Square
-
complementi
extras
Pic-nic
-




agape

four bathrooms

54/ 55



bathroom 01



agape

four bathrooms

56/ 57

lavabi
washbasins
Lito 2
-
rubinetteria
taps
Fez
-



bathroom 01



programma
Flat XL

Flat XL range

-

lavabi

washbasin

Ottocento 002

-

rubinetteria

taps

Square

-

specchio
contenitore

mirror unit

MOBo27

-

vasca

bathub

In-Out

-

-

-

58/ 59





agape

four bathrooms

62/ 63

complementi
extras
Basket
-



bathroom 01



agape

four bathrooms

64/ 65

vasche
bathubs
In-Out

-
rubinetteria
taps
Square

bathroom 01



agape

four bathrooms

bathroom 01

66/ 67

rubinetteria
taps
Square
Pillar 2
-



/02.
agape collection /four bathrooms

the colours of light

photography F2, Studio Haas
retouching Designwork
styling Donatella Galli, Stefania Livraghi

agape stories /II.

Una mattina luminosa nella quale *“tutto mi appariva così bello, come se lo vedessi la prima volta”*. Una strada maestra che splende d'azzurro, di bianco e d'oro. Una piccola cittadina svizzera con case dipinte di giallo, abbracciate dal sole, sotto un cielo percorso da rondini. Ed infine, la sera che scende su un bosco di ontani, ed insieme ad essa, viene una sottile e tiepida pioggia d'estate. È il mondo nel quale si svolge, nell'arco di una giornata, *“La passeggiata”* di Robert Walser, uno dei massimi autori in lingua tedesca del Novecento. Un inno alla lentezza ed al piacere di vivere che appare come una rivolta alla frenesia del mondo. Un invito a guardare le piccole cose come se fossero grandi, a stupirsi ogni giorno dei colori della natura, camminando fra *“idee, lampi di luce e luci di lampi”*.

A bright morning when *“everything looked so beautiful, as if I were seeing it for the first time”*. A highway glistening with blue, white and gold. A small Swiss town with yellow-painted houses, bathed in sunlight, under a sky full of swallows. And finally, nightfall on an alder wood, accompanied by a fine, warm, summer rain. That's the world in which, in the space of a day, *“The Walk”* takes place, a story written by Robert Walser, one of the best German language authors of the twentieth century. An ode to slowness and the pleasure of living that seems to be a rebellion against the frenzy of the world. An invitation to look at small things as if they were great, to wonder, each day, at the colours of nature, walking amongst *“notions, flashes of light, and lightning flashes”*.

agape

four bathrooms

four different worlds /the colours of light 02


dettagli tecnici /see technical details at p. 184

agape


four bathrooms

doccia
shower
Chiocciola
-
rubinetteria
taps
Square
-

70/ 71



bathroom 02



agape

four bathrooms

bathroom 02

72/ 73

doccia

Shower

Flat D

-

rubinetteria

taps

Square

-



agape

four bathrooms

bathroom 02

programma
Flat XL
Flat XL range

lavabo
washbasin
LAV002

rubinetteria
taps
Square

specchio
mirror
Parabola

74/ 75



agape

four bathrooms

76/ 77



vasca
bathtub
Cartesio
-

rubinetteria
taps
Square
-

accessori
accessories
369
-

Bathroom 02



agape

four bathrooms

78/ 79

programma Flat XL

Flat XL range

-

lavabo

washbasin

Woodline

-

rubinetteria

taps

Fez

-

specchio

contenitore

mirror unit

MOB026

-

accessori

accessories

Porto

-

bathroom 02



agape

four bathrooms

bathroom 02

vasca
bathub
Spoon XL

rubinetteria
taps
Square

programma
Flat XL
Flat XL range

80/ 81

lavabo
washbasin
Spoon XL

specchi
mirrors
Narciso
Spai

accessori
accessories
369



agape

four bathrooms

82/ 83

programma
Flat XL

Flat XL range

-

lavabo

washbasin

Spoon XL

-

Rubinetteria

taps

Square

-

specchi

mirrors

Narciso

-

accessori

accessories

369

-

bathroom 02



agape

four bathrooms

84/ 85

vasca
bathtub
Spoon XL
-
rubinetteria
taps
Square
-
complementi
extras
Stairs
-
accessori
accessories
369
-

bathroom 02



agape

four bathrooms

bathroom 02

86/ 87

programma Flat XL
Flat XL range

- **lavabi**
washbasins
Raso

- **rubinetteria**
taps
Square

specchio
mirror
Parabola

- **complementi**
extras
Stairs



agape

four bathrooms

rubinetteria
taps
Square
-
-
-
-
-
-
-

programma Flat XL
Flat XL range
-
lavabi
washbasins
Raso
-
rubinetteria
taps
Square
-

88/ 89



sanitari
sanitary ware
Pear
-
rubinetteria
taps
Square
-
accessori
accessories
369
-



agape

four bathrooms

92/ 93

vasca

bathtub

Cartesio

-

rubinetteria

taps

Square

-

-

-

-

-

-

-

-

-

programma Flat XL

Flat XL range

-

lavabi

washbasins

Flat 80

-

specchi

mirrors

4x4

-

illuminazione

lighting

369

-

bathroom 02



agape

four bathrooms

94/ 95

lavabi
washbasins
Flat 80

-
rubinetteria
taps
Square



bathroom 02



agape

four bathrooms

96/ 97

vasca
bathtub
Cartesio

-
rubinetteria
taps
Square

-
complementi
extras
Pic-nic
Tapiro

bathroom 02



agape

four bathrooms

bathroom 02

98/ 99

programma
Flat XL
Flat XL range

- **lavabi**
washbasins
Carrara

- **rubinetteria**
taps
Square

specchi
mirrors
Minuetto

- **complementi**
extras
Pic-nic

- **accessori**
accessories
369



agape

four bathrooms

100/ 101

complementi
extras
Pic-nic
-

bathroom 02



agape

four bathrooms

bathroom 02

102/ 103

sanitari
sanitary ware
750
-
rubinetteria
taps
Square
-
accessori
accessories
369
-



agape

four bathrooms

104/ 105

vasca

bathub

Ufo

-

rubinetteria

taps

Fez

-

doccia

shower

Flat D

-



bathroom 02



agape

four bathrooms

106/ 107

vasca

bathtub

Viceversa

-

rubinetteria

taps

Fez

-

accessori

accessories

369

-

doccia

shower

Flat D

-

-

-

-

-

-

-

-

-



bathroom 02



agape

four bathrooms

tsanitari
sanitary ware

Pear

-

-

-

-

-

-

-

-

lavabi
washbasins

Pear

-

rubinetteria

taps

Fez

-

accessori

accessories

369

-

108/ 109



bathroom 02



agape

four bathrooms

doccia
shower
Flat D

sanitari
sanitary ware
750

-
rubinetteria
taps
Fez

-
accessori
accessories
369

110/ 111



bathroom 02



112/ 113

vasca

bathtub

Deep

-

rubinetteria

taps

Fez

-

doccia

shower

Chiocciola

-

-

programma

Flat XL

Flat XL range

-

lavabo

washbasin

Deep

-

specchio

contenitore

mirror units

MOBo27

-

complementi

extras

Tapiro

-

-

-

-

-

-

-

-

-

-



agape

four bathrooms

specchio
contenitore
mirror units
MOB027

programma
Flat XL
Flat XL range

-
lavabo
washbasin
Deep

-
rubinetteria
taps
Fez

114/ 115



/03.
agape collection /four bathrooms

mystic waters
photography Andrea Ferrari
styling Elisa Ossino

agape stories /III.

L'acqua è un elemento essenziale ad ogni latitudine, ed è per questo che anche i suoi significati simbolici e spirituali sono gli stessi in tutte le culture del mondo: sorgente di vita, strumento di purificazione, elemento di rigenerazione. Il concetto di un oceano primordiale è pressoché universale, come pure la diffusione dei riti di immersione purificatrice: dal battesimo dei primi cristiani, al bagno sacro indiano, al *misogi* shintoista, pratica estrema a base di acqua ghiacciata. L'acqua lava il corpo e contemporaneamente lo spirito. È interessante notare che l'acqua, in molte tradizioni del mondo, corrisponde a due simbologie opposte: quella che discende dal cielo, come la pioggia, è maschile, mentre quella nella quale ci si immerge, come in un grembo materno, è femminile.

Water is an essential element at every latitude, and that's why even its symbolic and spiritual meanings are the same in every culture throughout the world: fountain of life, instrument of purification, element of regeneration. The concept of a primeval and virtually universal ocean, as well as the spread of rituals of purifying immersion: from the baptism of the first Christians, to the sacred bath of the Indians and the Shinto *misogi*, an extreme practice based on icy water. Water washes the body and at the same time the spirit. It is interesting to note that water, in many traditions throughout the world, corresponds to two opposite symbologies: water coming down from the sky, like rain, is male, while water in which one immerses oneself, as in a mother's womb, is female.

116/ 117

agape

four bathrooms

four different worlds /mystic waters 03

—
dettagli tecnici /see technical details at p. 184



agape

four bathrooms

118/ 119

contenitore
storage unit
Basket
-
-
-
-

vasca
bath tub
Pear
-
rubinetteria
taps
Square
-



bathroom 03



agape

four bathrooms

bathroom 03

120/ 121

vasca

bathub

Pear

-

rubinetteria

taps

Square

-



agape

four bathrooms

122/ 123

doccia

shower

Cooper

-

rubinetteria

taps

Fez

-

accessori

accessories

Porto

-

-

-

-

-

bathroom 03



agape

four bathrooms

lavabo

washbasin
Pear

rubinetteria

taps
Square

specchio

mirror
Minuetto

accessori

accessories
Mach

complementi

extras
Pic-nic

124/ 125



bathroom 03



agape

four bathrooms

bathroom 03

126/ 127

lavabo

washbasin

Desk

-

rubinetteria

taps

Fez

-

-

-

-

-

specchi

contenitori

illuminazione

storage units

lighting

4x4

-

complementi

extras

Surf

-

-



agape

four bathrooms

128/ 129



bathroom 03



130/ 131

vasca
bathub
Woodline
-
rubinetteria
taps
Square
-
accessori
accessories
O.L.C.
-




agape

four bathrooms

132/ 133



bathroom 03



agape

four bathrooms

134/ 135

programma
Flat XL
Flat XL range

bathroom 03



136/ 137

programma
Flat XL

Flat XL range

-

lavabi a
semincasso

semi-recessed

washbasins

Spoon

-

rubinetteria

taps

Fez

-

specchi

mirrors

Narciso

Spai

-

complementi

extras

Surf

-



agape

four bathrooms

138/ 139

contenitore
storage unit
Konte

-
illuminazione
lighting
LAM125



bathroom 03



agape

four bathrooms

bathroom 03

140/ 141

vasca
bathtub
Spoon XL
-
rubinetteria
taps
Fez
-



agape

four bathrooms

142/ 143

contenitore
storage unit
Konte



bathroom 03



agape

four bathrooms

bathroom 03



144/ 145

lavabo

washbasin
Cube

rubinetteria

taps
Fez

specchio

mirror
Fusilli

accessori

accessories
Bucatini



agape

four bathrooms

146/ 147

lavabo

washbasin

Roto

-

rubinetteria

taps

Square

-

specchio

mirror

Fusilli

-

accessori

accessories

O.L.C.

Porto

-

complementi

extras

Stairs

-

-

-

-



bathroom 03



agape

four bathrooms

bathroom 03

148/ 149

programma
Flat XL
Flat XL range

-
lavabo ad
incasso totale
under countertop
washbasin
Raso

-
rubinetteria
taps
Square

specchi
mirrors
Parabola
Spai

-
accessori
accessories
369
Porto

-
-
-
-



agape

four bathrooms

bathroom 03

150/ 151



agape

four bathrooms

152/ 153

complementi

extras
Roto

bathroom 03



agape

four bathrooms

154 / 155

complementi
extras
Surf

sanitari
sanitary ware
750

rubinetteria
taps
Square
Hydro

accessori
accessories
Mach



bathroom 03




agape


four bathrooms

156/ 157

contenitore
storage unit
Konte
-
accessori
accessories
Porto
-



bathroom 03



agape

four bathrooms

bathroom 03

158/ 159

lavabo
washbasin
Lito 1
-
rubinetteria
taps
Fez
-
specchio
mirror
Gabbiano
-
accessori
accessories
O.L.C.
-



agape

four bathrooms

160/ 161

programma
Flat XL
Flat XL range



bathroom 03



162/ 163

programma
Flat XL
Flat XL range

lavabo a
semincasso
semi-recessed
washbasin
LAV003

rubinetteria
taps
Square

specchi
mirrors
Insegna
Fusilli

complementi
extras
Surf



/04.
agape collection /four bathrooms

物の哀れ — mono no aware
photography Leo Torri
rendering Area Zero Nove

agape stories /IV.

Un fiore di ciliegio che cade, una nuvola che passa nel cielo cambiando forma, oppure “*sul fondo dell’acqua / deposte sulla roccia / foglie d’albero*”. 物の哀れ — *Mono no aware*, ovvero “*la sensibilità delle cose*” è l’essenza della cultura giapponese. Un’emozione che ci fa battere il cuore e ci fa esclamare un “*oh!*” di meraviglia, davanti allo spettacolo della natura, nelle sue manifestazioni più quotidiane. Un bagno rigenerante nella bellezza e nella semplicità, al quale abbandonarsi completamente, come scrive *Natsume Soseki* nel suo romanzo “*Il guanciaie d’erba*”. “Con la testa riversa sul bordo della vasca, provo a lasciare galleggiare, opponendo la minima resistenza possibile, il mio corpo divenuto leggero nella calda acqua trasparente.”

Cherry blossom falling, a cloud that changes shape as it moves across the sky, or “*at the bottom of the water / deposited on rock / leaves from the tree*”. 物の哀れ — *Mono no aware*, or “*a sensitivity to things*” is the essence of Japanese culture. An emotion that makes the heart beat faster and makes us exclaim an “*oh!*” of wonderment before the spectacle of nature, in its most everyday manifestations. A regenerating bath in beauty and simplicity, in which to completely abandon oneself, as *Natsume Soseki* writes in his novel “*The Grass Pillow*”. “With my head resting on the edge of the bathtub, I try to allow my body, which has become light in the warm transparent water, to float while offering as little resistance as possible.”

164/ 165

agape

four bathrooms

four different worlds / mono no aware 04

dettagli tecnici /see technical details at p. 184

agape

four bathrooms

166/ 167

lavabo

washbasin

Spoon XL

-

vasca

bathtub

Spoon XL

-

rubinetteria

taps

Sen

-

specchio

mirror

Parabola

-

accessori

accessories

Sen

-



bathroom 04



agape

four bathrooms

bathroom 04

vasca

bathtub
Spoon XL

-

rubinetteria

taps
Sen

-

accessori

accessories
Sen

-

-

-

-

168/ 169



agape

four bathrooms

bathroom 04


170/ 171

lavabo
washbasin
Spoon XL
-

rubinetteria
taps
Sen
-

specchio
mirror
Parabola
-

accessori
accessories
Sen
-



vasca
bathtub
Cartesio
-

172/ 173



agape

four bathrooms

174/ 175

rubinetteria

taps

Kaa

Fez

-

bathroom 04



176/ 177

rubinetteria
taps
Square
-



agape

four bathrooms

vasca
bathub
Pear cut

-
rubinetteria
taps
Fez

vasca
bathub
Deep

-
rubinetteria
taps
Square

178/ 179



bathroom 04



agape

four bathrooms

bathroom 04

180/ 181

vasca

bathub

Spoon

-

rubinetteria

taps

Fez

Pillar

-





doccia
shower
Cooper
-
contenitore
storage unit
O.J.C.
-



/05.
agape collection /four bathrooms

technical details
dettagli tecnici

184/ 185

agape

four bathrooms

four different worlds /technical details

-

dettagli tecnici

index

-	-
Lavabi <i>Washbasins</i> p. 187	Specchi contenitori <i>Mirror units</i> p. 196
-	-
Sanitari <i>Sanitary Ware</i> p. 188	Contenitori <i>Storage units</i> p. 197
-	-
Vasche <i>Bathubs</i> p. 189	Accessori <i>Accessories</i> p. 197
-	-
Docce <i>Showers</i> p. 191	Complementi <i>Extras</i> p. 198
-	-
Rubinetteria <i>Taps</i> p. 193	Illuminazione <i>Lighting</i> p. 200
-	-
Specchi <i>Mirrors</i> p. 195	Programma Flat XL <i>Flat XL range</i> p. 200
-	-

designers

-
Giampaolo Benedini
Benedini Associati
(*Bibi, Camilla, Giampaolo Benedini*)
-
Fabio Bortolani, Ermanno Righi
Alessandro Farnetti
Giulio Gianturco
Konstantin Grcic
Gwenael Nicolas, Curiosity
Luigi Lanzi
Claudio La Viola
Angelo Mangiarotti
Maurizio Negri
Giuseppe Pasquali
Patricia Urquiola
UT Agape
-

certification

-
I prodotti Agape possono contribuire a soddisfare i requisiti dei crediti LEED®
Agape products may contribute to the allocation of Leed® credits

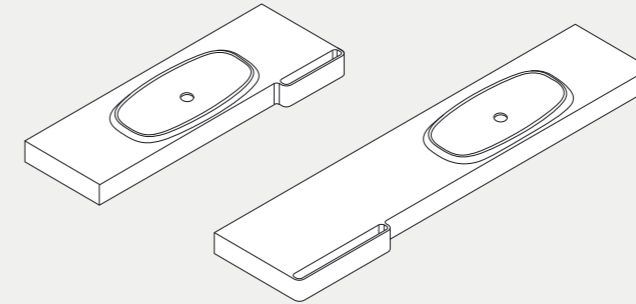


Agape è socio Green Building Council Italia
Agape is member of the Italian Green Building Council
-

technical details

Lavabi / Washbasins

Desk
design UT Agape
→ 126



Piano in Exmar con lavabo e portasalviette integrati. L'importante spessore del piano annega parzialmente il volume del lavabo che si raccorda sulla parte emersa con linee morbide. / The design of this Exmar countertop incorporates washbasin and towel holder. The deep countertop partially absorbs the volume of the washbasin, whose edges merge smoothly with its surface.
-

dimensioni / dimensions
L 160 – 200 – 240 × P 50 × H 12 cm
L 63" – 78"3/4 – 94"1/2 × D 19"3/4 × H 4"3/4
-

Lito 2
design Angelo Mangiarotti
→ 56, 57



Il lavamani Lito 2, realizzato in marmo bianco di Carrara, è caratterizzato dalla "sporgenza" della colonna nella quale è scolpito. / The characteristic feature of the Lito 2 hand basin, in white Carrara marble, is the forward-sloping design of the column in which it is carved.
-

dimensioni / dimensions
L 40 × P 47,6 × H 91,3 cm
L 15"3/4 × D 18"3/4 × H 35"7/8
-

Roto
design Maurizio Negri, Benedini Associati
→ 147

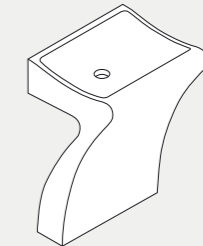


Lavabo realizzato in polietilene arancio o verde con finitura satinata oppure in bianco, arancio, verde o grigio con finitura laccata lucida. / Freestanding washbasin made of polyethylene in satin-finish orange or green, or shiny lacquer-finish white, orange, green or grey.
-

dimensioni / dimensions
L 55,2 × P 47,6 × H 90 cm
L 21"3/4 × D 18"3/4 × H 35"3/8
-



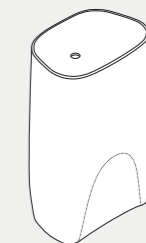
Lito 1
design Angelo Mangiarotti
→ 158



Realizzato interamente dall'escavazione di un blocco di marmo, Lito 1 è caratterizzato da una forma ad "L" rovesciata e da una conca particolarmente morbida. / Entirely carved from a single block of marble, Lito 1 takes the form of an upside down "L" with a particularly gently dished bowl.
-

dimensioni / dimensions
L 55 × P 49 × H 85 cm
L 21"5/8 × D 19"1/4 × H 33"3/8
-

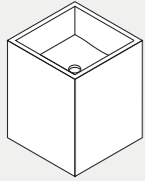
Pear C
design Patricia Urquiola
→ 124, 125



Versione a colonna del lavabo Pear C; prossimo alla parete o freestanding. In Cristalplant® bianco. / Freestanding piece, or placed against the wall. Made from Cristalplant®.
-


dimensioni / dimensions
L 55,5 × P 40,9 × H 90 cm
L 21"7/8 × D 16"1/8 × H 35"3/8
-

Cube
design Benedini Associati
→ 144



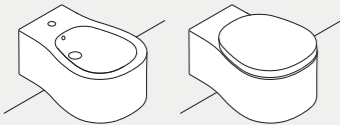
Volume massiccio e calore naturale per Cube, lavabo in multistrati waterproof con finitura rovere naturale, bruno, scuro, o in teak. / Solid shape and natural warmth for Cube, a washbasin made of waterproof plywood in the finishes natural, brown, dark oak or teak.

-
dimensioni / dimensions
L 40 × P 40 × H 50 cm
L 15"3/4 × D 15"3/4 × H 19"5/8




Sanitari / Sanitary Ware

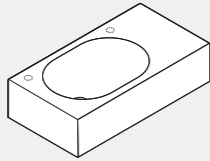
Pear
design Patricia Urquiola
→ 90, 108



-
-
-
-
-
-
dimensioni / dimensions
L 39 × P 56 × H 25 cm
L 15"3/8 × D 22" × H 9"7/8



Flat 80
design Benedini Associati
→ 92, 95

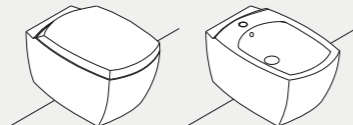


Un bacino ovale inserito a destra o a sinistra in un blocco rettangolare, realizzato in Cristalplant® bianco. / An oval bowl set into a rectangular block, on the right or left, in white Cristalplant®.

-
dimensioni / dimensions
L 80 × P 42,3 × H 20 cm
L 31"1/2 × D 16"5/8 × H 7"7/8

-

750
design Benedini Associati
→ 155

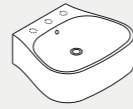


Linea 750 proposta in versione sospesa. I suoi elementi sono disponibili bianchi oppure con decori a righe alternate, nei colori nero o viola. / 750 line available in wall-mounted version. Its components are available in white or with alternating black or violet-coloured stripes.

-
dimensioni / dimensions
L 35,5 × P 57,5 × H 30 cm
L 14" × D 22"5/8 × H 11"3/4




Pear
design Patricia Urquiola
→ 109

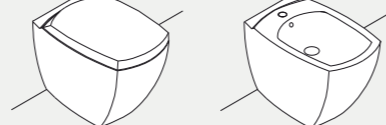


Collezione di elementi sospesi Pear, disponibili in ceramica bianca, bicolore oppure con un decoro stilizzato grigio. / Collection of wall-mounted ceramic fittings, available in white, two-coloured or with a grey stylized motif.

-
dimensioni / dimensions
L 55 × P 49 × H 18 cm
L 21"5/8 × D 19"1/4 × H 7"1/8



750
design Benedini Associati
→ 46, 103, 111



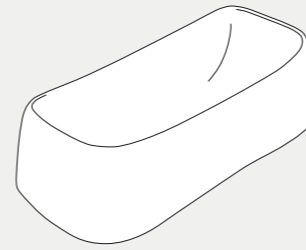
Versione a terra dei sanitari 750. Disponibili in ceramica bianca oppure con decori a righe. / Floor-standing version of 750 series sanitary fittings. Available in white ceramic or with stripe decoration.

-
dimensioni / dimensions
L 35,5 × P 57,5 × H 40 cm
L 14" × D 22"5/8 × H 15"3/4



Vasche / Bathtubs

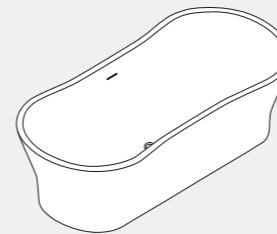
Pear
design Patricia Urquiola
→ 119, 120



Vasca ad isola in Cristalplant® bianco. / Freestanding bathtub made from white Cristalplant®.

-
dimensioni / dimensions
L 184 × P 93 × H 58 cm
L 72"1/2 × D 36"5/8 × H 22"7/8

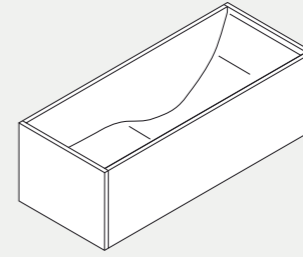
Viceversa
design Benedini Associati
→ 106, 107



Vasca in Cristalplant® bianco dal disegno simmetrico che ne consente l'utilizzo da entrambi i lati. / Bathtub made from white Cristalplant® with symmetric design that enables to use it from both sides.


-
dimensioni / dimensions
L 180 × P 85 × H 52 cm
L 70"7/8 × D 33"1/2 × H 20"1/2

Woodline
design Benedini Associati
→ 130

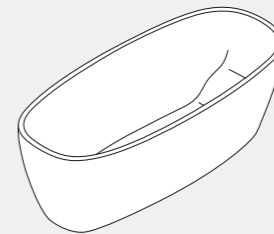


In multistrato waterproof, offre un interno ergonomico e accogliente. Due le versioni: singola o doppia in rovere naturale, bruno, scuro o in teak. / In waterproof plywood, provides an ergonomic and welcoming interior. Two versions: single or twin in natural, brown, dark oak or teak.

-
dimensioni / dimensions
L 170 × P 70 - 120 × H 55 cm
L 66"7/8 × D 27"1/2 - 47" 1/4 × H 21"5/8



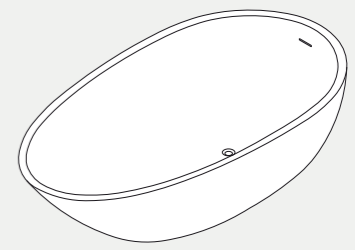
Deep
design Benedini Associati
→ 112, 179



Vasca caratterizzata dall'andamento asimmetrico della sezione interna. Realizzata in Cristalplant® bianco. / Bathtub characterized by the asymmetric inside. Made from white Cristalplant®.

-
dimensioni / dimensions
L 180 × P 80 × H 60 cm
L 70"7/8 × D 31"1/2 × H 23"5/8

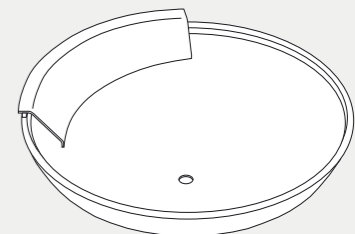
Spoon XL
design Benedini Associati
→ 06, 80, 84, 140, 166, 167, 168



La vasca Spoon XL è ampia e accogliente. In Cristalplant® bianco, un materiale caldo e piacevole al tatto. / The Spoon XL bathtub is large and welcoming. In white Cristalplant®, a warm material that is pleasant to the touch.

-
dimensioni / dimensions
L 180,9 × P 98,5 × H 49 cm
L 71"1/4 × P 38"3/4 × H 19"1/4

Ufo
design Benedini Associati
→ 104, 105

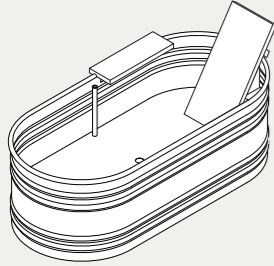


Vasca in acciaio inox lucido o verniciato nero esterno e bianco interno con poggiaschiena in Exmar bianco. / Stainless steel bathtub polished or lacquered with black outside and white inside. With backrest in white Exmar.

-
dimensioni / dimensions
ø 204 × H 50 cm
ø 80"3/8 × H 19"5/8

Vieques

design Patricia Urquiola
→ 22, 26, 27

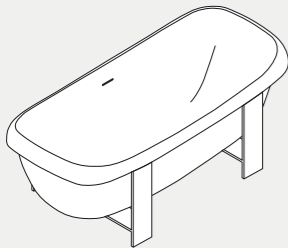


Rivisitazione in chiave contemporanea delle antiche vasche da bagno. Realizzata in acciaio con interno bianco ed esterno grigio scuro. Mensola e poggiaschiene in teak. / A contemporary 'restyling' of the old-fashioned bathtub. Made of steel with white inside and dark grey outside. Teak shelf and backrest.

-
dimensioni / dimensions
L 171 × P 73,6 × H 62,5 cm
L 66"7/8 × D 29" × H 23"5/8

Pear Cut

design Patricia Urquiola
→ 178

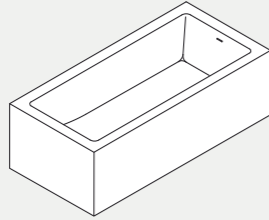


La vasca Pear Cut, in Cristalplant® bianco o bicolore è sospesa su una minimale struttura metallica a vista. / The Pear Cut tub in white or two-colour Cristalplant® is suspended on a minimal, exposed metal structure.

-
dimensioni / dimensions
L 174 × P 82 × H 65 cm
L 68"1/2 × D 32"1/4 × H 25"5/8

Cartesio

design Benedini Associati
→ 11, 76, 77, 92, 97, 172

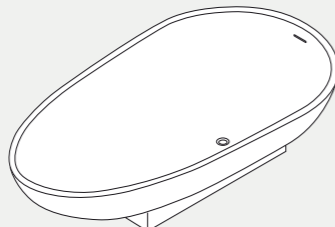


Vasca in Cristalplant® bianco proposta in diverse versioni, per installazione ad isola, ad angolo, ad incasso o in nicchia. / Bathtub in white Cristalplant® available in different versions, for freestanding, corner, inset or recessed installation.

-
dimensioni minime / minimum dimensions
L 176 × P 76 × H 55 cm
L 69"1/4 × D 29"7/8 × H 21"5/8

Spoon

design Giampaolo Benedini
→ 180

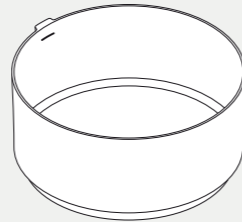


Vasca in Cristalplant® bianco sostenuta da una base armoniosamente integrata nel suo design. / Bathtub in white Cristalplant® supported on a base integrates smoothly into its design.

-
dimensioni / dimensions
L 181,5 × P 98,5 × H 45 cm
L 71"1/2 × D 38"3/4 × H 17"3/4

In-Out

design Benedini Associati
→ 36, 58, 65

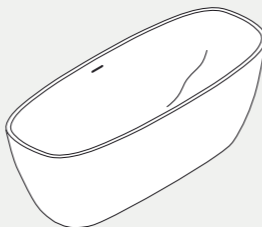


Vasca in Exmar bianco con invaso tondo, disponibile ad isola, ad angolo, ad incasso o in nicchia, la versione ad isola è proposta sia in versione tonda che in versione quadrata. / Bathtub in white Exmar with rounded interior, available in freestanding, corner, inset or recessed version. The freestanding bathtub is available in both round and square versions.

-
dimensioni minime / minimum dimensions
ø 130 × H 60 cm
ø 51"1/8 × H 23"5/8

Normal

design Benedini Associati
→ 32, 52



Realizzata in Cristalplant® bianco, la vasca Normal ha una forma avvolgente e accogliente. / Made in white Cristalplant®, the Normal bathtub features a cosy, welcoming form.

-
dimensioni / dimensions
L 170,5 × P 74,5 × H 50,5 cm
L 67"1/8 × D 29"3/8 × H 19"7/8

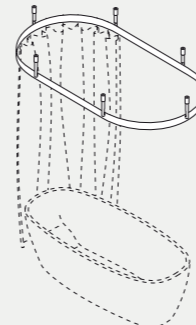
Pillar 2

design Benedini Associati
→ 66



Colonna porta rubinetteria e porta oggetti in Cristalplant® bianco da affiancare alle vasche; predisposta per rubinetti della serie Fez o Square. / Column in white Cristalplant®, to take tap fittings and hold small objects, for placing next to bathtubs; pre-equipped for tap fittings from the Fez or Square ranges.

-
dimensioni / dimensions
L 31 × P 14 × H 110 cm
L 12"1/4 × D 5"1/2 × H 43"1/4

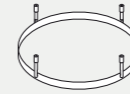
Cooper

Cooper a soffitto permette di realizzare uno spazio doccia anche su vasche freestanding. / Fixed to the ceiling Cooper allows to create a shower cabin around freestanding bathtubs too.

-

Docce / Showers**Cooper**

design UT Agape
→ 122

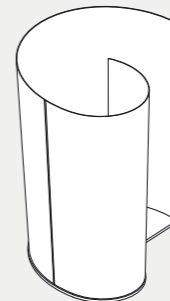


Sistema di supporto per tende doccia, realizzato in acciaio inox. Disponibile in varie dimensioni, permette di creare forme aperte o chiuse. / Shower curtain support system made of stainless steel. Available in various lengths to be shaped into open or closed configurations.

-

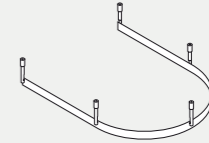
Chiocciola

design Benedini Associati
→ 72, 112



Chiocciola è una cabina doccia ad isola o a parete, formata da un'unica parete curva in Parapan® trasparente. Il piatto è in Cristalplant® bianco. / Chiocciola is a freestanding or wall-mounted shower enclosure, formed by a single curved panel in transparent Parapan®. The tray is in white Cristalplant®.

-
dimensioni / dimensions
L 163 × P 136 × H 202,5 cm
L 64"1/8 × D 53"1/2 × H 79"3/4

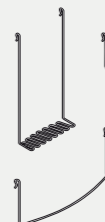
Cooper

La struttura, fissata a soffitto con appositi supporti, consente configurazioni molteplici sia nello spazio doccia che sopra la vasca. / The structure fixed to the ceiling with the help of special supports, allows manifold configurations for the shower area as well as over the bathtub.

-

Chiocciola

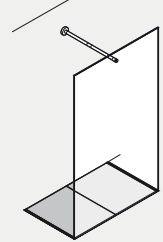
→ 70



Portasalviette, portasapone e appendiabiti, accessori in acciaio inox da agganciare liberamente alla parete della doccia Chiocciola. / Towel holder, soap holder and clothes hooks: accessories in stainless steel that can be freely hooked onto the Chiocciola shower panel.

-

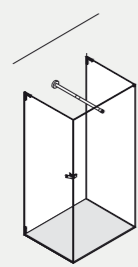
Flat D
design Benedini Associati
→ 104



Programma di docce con pareti in cristallo ed elementi strutturali in acciaio inox. Versione con una parete in cristallo (tipologia A) sostenuta da uno o due elementi in ottone cromato che hanno anche la funzione di erogatori. / Shower program with walls in crystal glass and structural elements in stainless steel. The shower can be closed by a crystal glass panel (type A) with one or two horizontal support elements in chromed brass that have water supply function too.

-
dimensioni / dimensions
L 120 × P 80 – 100 × H 220 cm
L 47¹/₄ × D 31¹/₂ – 39³/₈ × H 86⁵/₈

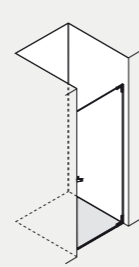
Flat D
→ 106



Versione con tre pareti in cristallo ed apertura a battente (tipologia D). Il piano di calpestio può essere in Exmar bianco o in legno waterproof liscio o a doghe. / Version with three walls in crystal glass and hinged door (type D). Shower base in white Exmar or in waterproof wood, with single surface or with slats.

-
dimensioni / dimensions
L 70 – 100 × P 70 – 100 × H 220 cm
L 27¹/₂ – 39³/₈ × D 27¹/₂ – 39³/₈ × H 78³/₄

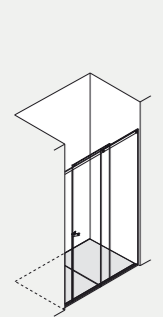
Flat D
→ 110



Doccia in nicchia con chiusura a battente (tipologia B). / Shower in niche with hinged door (type B).

-
dimensioni / dimensions
L 70 – 80 – 100 × H 200 cm
L 27¹/₂ – 31¹/₂ – 39³/₈ × H 78³/₄

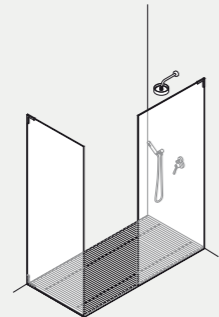
Flat D
→ 73



Versione con anta scorrevole per doccia in nicchia (tipologia E). / Version with sliding door for shower in niche (type E).

-
dimensioni / dimensions
L 120 – 180 × H 200 cm
L 47¹/₄ – 70⁷/₈ × H 78³/₄

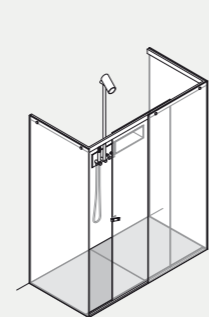
Flat D
→ 19



Doccia ad angolo con due pareti fisse ed accesso centrale libero (tipologia C). / Corner shower with two fixed panels and open central access (type C).

-
dimensioni / dimensions
L 160 × P 80 – 90 × H 200 cm
L 63 × D 31¹/₂ – 35³/₈ × H 78³/₄

Flat D
→ 51

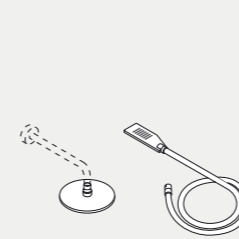


Doccia con porta scorrevole frontale e due pareti fisse. / Shower with front sliding door and two fixed panels.

-
dimensioni / dimensions
L 80 – 100 × P 120 – 180 × H 200 cm
L 31¹/₂ – 39³/₈ × D 47¹/₄ – 70⁷/₈ × H 78³/₄

Rubinetteria / Taps

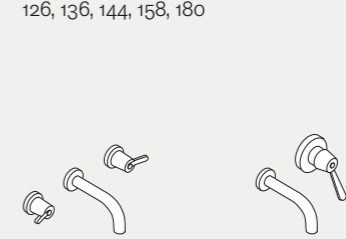
Kaa
design Giulio Gianturco
→ 175



Doccetta e soffione in gomma siliconica anallergica morbida da toccare; nei colori grigio, arancio o verde. / Shower handset and fixed shower head in hypo-allergenic, 'soft-touch' silicone rubber; in grey, orange or green.



Fez
design Benedini Associati
→ 14, 46, 56, 79, 109, 111, 112, 111, 112, 114, 115, 126, 136, 144, 158, 180



Rubinetteria in ottone cromato lucido, o verniciato bianco. Gruppi lavabo da incasso con due tipologie di maniglia e bocche in varie misure. / Brass taps with polished finish or white laquered. Recessed washbasin tap sets with two types of handle and spouts in various sizes.

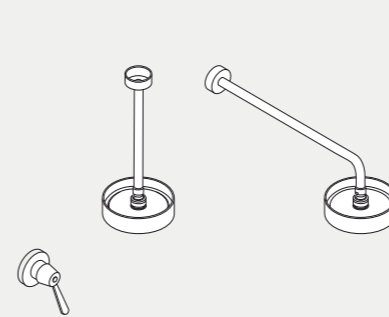


Fez
→ 11, 26, 105, 107, 112, 140, 178




Versione a pavimento del rubinetto Fez con regolatore di flusso. / Floor-mounted version of the Fez tap with flow regulator.

Fez
→ 19, 20, 104, 106, 110, 122, 175



Soffione per doccia con attacco a soffitto e miscelatore monocomando. / Shower head with ceiling mounted support and mixer.


Sen
design Gwenael Nicolas, Curiosity
→ 06, 28, 166, 167, 168, 170



In alluminio spazzolato nero Sen integra molteplici funzioni in una linea di elementi indipendenti e liberamente componibili. Miscelatori a parete per lavabo e vasca con erogazione verticale o orizzontale. / Sen, in black brushed aluminium, incorporates multiple functions in a line of independent components which can be freely combined. Wall-mounted mixers for washbasins and bathtubs, with vertical or horizontal outlet spout.



Sen
→ 40, 45



Miscelatore monoforo per lavabo o bidet. / Single-hole mixer for washbasin or bidet.

Sen

design Gwenael Nicolas, Curiosity
→ 22, 39

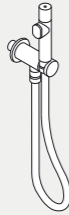


Miscelatore a pavimento per vasca.
/ Floor-mounted mixer for bathtub.

-

Hydro

design Giulio Gianturco, UT Agape
→ 155



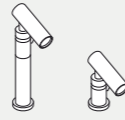
La doccetta è in materiale plastico cromato o nei colori arancio e verde, il flessibile in PVC grigio e il supporto a parete in ottone cromato lucido. Realizzato in collaborazione con ARVAG. / The hand shower is in chromed, orange or green plastic material, the hose in grey PVC and the wall bracket in polished chromed brass. Made in cooperation with ARVAG.

dimensioni / dimensions
P 9 × H 14 cm – D 3¹/₂ × H 5¹/₂



Square

design Benedini Associati
→ 80, 83, 86, 89, 90, 92, 95, 103, 147, 155, 162

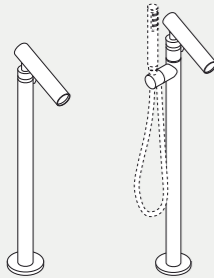


In acciaio inox, versione satinata o lucida. Miscelatori monoforo con comando progressivo posizionabile a scelta indifferentemente a destra o a sinistra. / Satin-finish or polished stainless steel. Single-hole mixers with progressive control that can be positioned on either the right or left.

-

Square

→ 36, 52, 58, 65, 80, 84, 88, 119, 120, 130, 179



Miscelatore a pavimento per vasca con comando progressivo. / Floor mounted mixer for bathtub with progressive control.

-

Square

→ 124, 125, 162

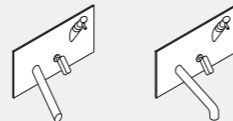


Miscelatore a pavimento per lavabo con comando progressivo. / Floor mounted mixer for washbasin with progressive control.

-

Square

→ 32, 58, 66, 74, 76, 77, 92, 97, 98, 149, 176



Un progetto innovativo per i miscelatori ad incasso completati da dispenser integrati e mensole. / An innovative design for the recessed mixers, completed by integrated dispensers and shelves.

-

Square

→ 51, 71, 73



Gruppo doccia con colonna esterna con supporto per doccetta. / Shower unit with external column with support for shower handset.

-

Square

→ 90, 103, 111, 155

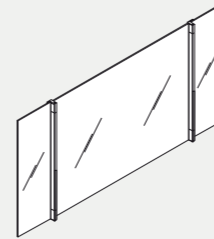


Placca di comando per WC della linea Square, realizzata in acciaio inox lucido oppure satinato. / Toilet flush control plate from the Square line, in polished or satin-finish stainless steel.

-

Narciso

design Benedini Associati
→ 14, 32, 80, 83, 136



Specchio suddiviso in un grande elemento centrale e in due elementi laterali bifacciali orientabili, sostenuti da cerniere in ottone cromato a vista. Disponibile anche in versione luminosa. / Mirror split into one large centre panel and two, double-sided, pivoting side panels, supported on exposed, chromed brass hinges. Also available in luminous version.

dimensioni / dimensions
L 120 – 320 × H 40 o 60 cm
L 47¹/₄ – 126³/₄ × H 15³/₄ or 23⁵/₈

-

Minuetto

design Benedini Associati
→ 98, 124



Specchio "minimal" rettangolare sospeso a soffitto mediante cavi e supporti in acciaio inox. / This particularly "minimal" rectangular mirror can be hung from the ceiling by means of stainless steel wires and supports.

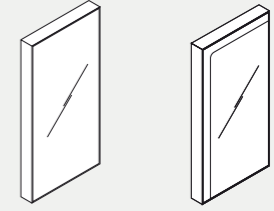
dimensioni / dimensions
L 26 × H 40 cm
L 10¹/₄ × H 15³/₄

-

Specchi / Mirrors

4x4

design Benedini Associati
→ 92, 93, 126



Programma realizzato in alluminio anodizzato naturale o verniciato bianco. Specchi e specchi con luci integrate. / Program realized in natural anodized aluminium or painted white. Mirrors and mirrors with integrated lights.

-

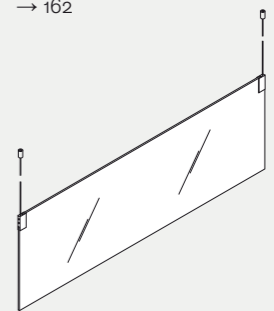
dimensioni / dimensions
L 40 – 60 × P 6 × H 40 – 80 – 120 cm
L 15³/₄ – 23⁵/₈ × D 2³/₈ × H 15³/₄ – 31¹/₂ – 47¹/₄

-



Insegna

design Benedini Associati
→ 162



Specchio rettangolare bifacciale, sospeso a soffitto con cavi in acciaio inox, può essere installato ovunque. / This double-sided, rectangular mirror, suspended from the ceiling with stainless steel wires, can be installed anywhere.

dimensioni / dimensions
L 80 – 180 × H 40 cm
L 31¹/₂ – 70⁷/₈ × H 15³/₄

-

Spai

design Benedini Associati
→ 32, 80, 136, 149



Piccolo specchio ingranditore, con cornice in materiale plastico cromato, può essere posizionato dovunque grazie alla superficie posteriore adesiva. / This small magnifying mirror with chromed plastic frame has a self-adhesive backing that enables it to be positioned anywhere.

-
dimensioni / dimensions
Ø 17,5 cm
Ø 6⁷/₈

Fusilli

design Giampaolo Benedini
→ 144



Fusilli è orientabile grazie al doppio supporto flessibile cromato. Lo specchio è bifacciale con un lato ingranditore. / With its twin, chromed, flexible support tubes, Fusilli can be adjusted to any direction. The mirror is double-sided with one magnifying side.

-
dimensioni / dimensions
Ø 21
Ø 8¹/₄

Fusilli

→ 40, 146, 147, 162

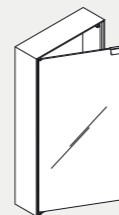


Può essere installato a parete, su un piano, oppure semplicemente appoggiato grazie alla base in marmo. / It can be mounted on a wall, on a countertop, or simply stood on a horizontal surface on its marble base.

-
dimensioni / dimensions
Ø 21 – base 20 × 20 cm
Ø 8¹/₄ – base 7⁷/₈ × 7⁷/₈

Specchi contenitori / Mirrors units**4x4**

→ 126

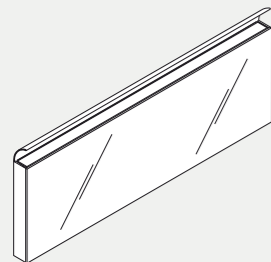


Contenitori con anta a specchio bifacciale. / Storage units fitted with a double-sided mirror door.

-
dimensioni / dimensions
L 40 – 60 × P 12,5 × H 40 – 80 – 120 cm
L 15³/₄ – 23⁵/₈ × D 4⁷/₈ ×
H 15³/₄ – 31¹/₂ – 47¹/₄

Parabola

design Benedini Associati
→ 06, 74, 86, 149, 166, 166, 170

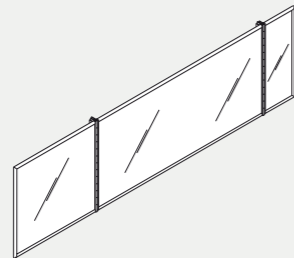


Specchio rettangolare con illuminazione integrata, riflessa da un diffusore a parabola. / A rectangular mirror featuring an integral light with curved reflector.

-
dimensioni / dimensions
orizzontali / horizontal
L 80 – 240 × P 6,6 × H 48 – 68 cm
L 31¹/₂ – 94¹/₂ × D 2⁵/₈ × H 19¹/₂ – 26³/₄
verticali / vertical
L 48 – 68 × P 6,6 × H 80 – 200 cm
L 19¹/₂ – 26³/₄ × D 2⁵/₈ × H 31¹/₂ – 78³/₄

Gabbiano

design Giuseppe Pasquali
→ 158



Specchio suddiviso in tre parti, le due laterali orientabili, con telaio in acciaio inox lucido. / Mirror split into three parts, the two side panels pivoting. Frame in polished stainless steel.

-
dimensioni / dimensions
L 140 × H 40 cm
L 55¹/₈ × H 15³/₅


MOB026

design Benedini Associati
→ 79

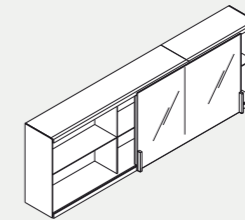


Contenitore pensile in multistrato con finitura rovere naturale, bruno, scuro o in teak, anta con specchio bifacciale. / Wall mounted mirror cabinet in plywood with the finishes natural, brown, dark oak or teak, double-sided mirror door.

-
dimensioni / dimensions
L 52 × P 16,5 × H 112 cm
L 20¹/₂ × D 6¹/₂ × H 44¹/₈


**MOB027**

design Benedini Associati
→ 58, 112, 114, 115

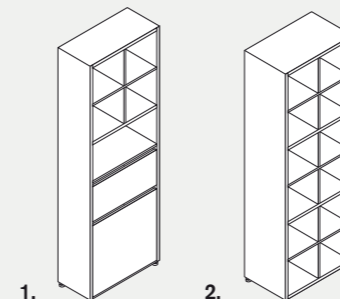


Contenitore pensile con anta scorrevole a specchio. Struttura in multistrato con finitura in rovere naturale, bruno, scuro o in teak; fianchi e ripiani in acciaio inox lucido o satinato. / Wall mounted cabinet with sliding mirror door. Structure in plywood in the finishes natural, brown, dark oak or teak; side panels and shelves in polished or brushed stainless steel.

-
dimensioni / dimensions
L 119,4 – 238,8 × P 16 × H 40 o 60 cm
L 47¹/₂ – 94¹/₂ × D 6¹/₄ × H 15³/₄ or 23⁵/₈

**Konte**

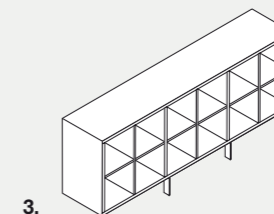
design Luigi Lanzi
→ 139, 156




Contenitore in MDF in 3 versioni: una verticale con profondità cm 30 specifica per il bagno; le altre, verticali o orizzontali con profondità cm 40, si possono inserire in ogni ambiente della casa. Caratterizzati da cassetti che possono occupare liberamente i vani creando zone cieche o a giorno. / MDF storage unit in 3 versions: vertical with 30 cm depth for use in the bathroom; the others, vertical or horizontal with 40 cm depth can be used everywhere in the house. Characterized by drawers that can be inserted in the compartments creating open and closed spaces.

Konte

→ 143



dimensioni / dimensions
1. L 66 × P 30 × H 196,2 cm
L 26¹/₂ × D 11³/₄ × H 77¹/₄
-
2. L 66 × P 40 × H 196,2 cm
L 26¹/₂ × D 15³/₄ × H 77¹/₄
-
3. L 193,2 × P 40 × H 84 cm
L 76¹/₈ × D 15³/₄ × H 33¹/₂

**Contenitori / Storage Units****O.J.C.**

design Giampaolo Benedini
→ 183

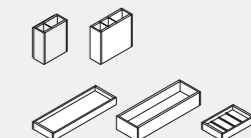


Contenitore su ruote in rovere naturale, bruno, scuro, in teak o laccato bianco o grigio diviso in tre settori fruibili dall'alto con apertura a rotazione. Maniglia in ottone cromo. / Storage unit on castors in natural, brown or dark oak, in teak or painted white or grey, with three swivelling sections accessible from above. Chromed brass handle.

-
dimensioni / dimensions
L 35 × P 35 × H 85 cm
L 13³/₄ × D 13³/₄ × H 33¹/₂

**Accessori / Accessories****Porto**

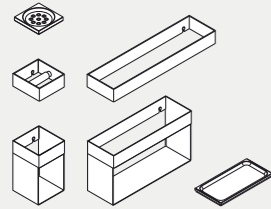
design Claudio La Viola
→ 08, 47, 49, 79, 123, 147, 149, 157



Porto offre un programma completo di accessori realizzati in acciaio inox e Solid surface bianco. / Porto is a complete range of accessories in stainless steel and white Solid surface.

369

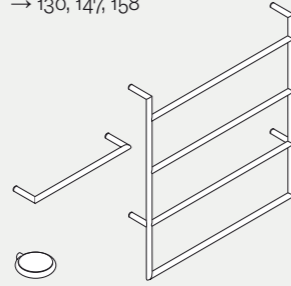
design Benedini Associati
→ 77, 80, 83, 84, 90, 98, 103, 106, 108, 109,
110, 111, 149



Modernamente essenziali, gli accessori del programma 369 sono realizzati in acciaio inox lucido o satinato, con elementi in Cristalplant® con finitura bianca.
/ With a simple, contemporary design, the accessories in the 369 range are made of polished or satin-finish stainless steel, with components in white Cristalplant®.

O.L.C.

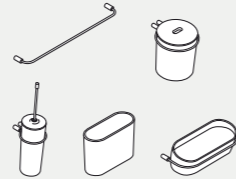
design Giampaolo Benedini
→ 130, 147, 158



Forme classiche e brillanti per il programma di accessori O.L.C. in ottone lucido e acciaio inox o cristallo.
/ Classic and brilliant shapes for the O.L.C. range of accessories in polished brass and stainless steel or crystal glass.

Bucatini

design Fabio Bortolani, Ermanno Righi
→ 144



Gli accessori del programma Bucatini sono costituiti da un cavetto in acciaio inox rivestito in materiale plastico trasparente e da contenitori in ceramica bianca.
/ The youthful and amusing accessories in the Bucatini range consist of a stainless steel cable sheathed in a transparent plastic material and of white ceramic containers.

Basket

design Giampaolo Benedini
→ 63, 118

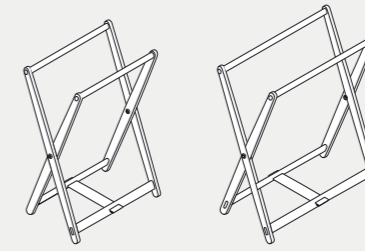


Contenitore cilindrico in multistrato curvato rovere naturale, bruno, scuro, in teak o laccato in bianco o grigio.
/ Storage unit in curved plywood in the finishes natural, brown or dark oak, in teak or painted white or grey.

dimensioni / dimensions
Ø 40 × H 48 cm
Ø 15³/₄ × H 18⁷/₈

**Pic-nic**

design Giampaolo Benedini
→ 51, 52, 97, 98, 100, 124

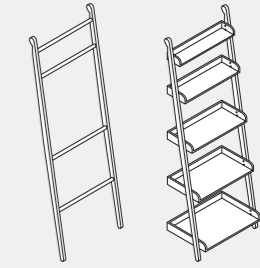


Portasalviette pieghevole disponibile con finitura rovere naturale, bruno, scuro, in teak o nei colori bianco o grigio.
/ Folding towel holder in the finishes natural, brown or dark oak, in teak or painted white or grey.

dimensioni / dimensions
L 49 – 63 × P 23 × H 79 cm
L 19¹/₄ – 24³/₄ × D 9" × H 31¹/₈

**Stairs**

design Giampaolo Benedini
→ 10, 85, 86, 147

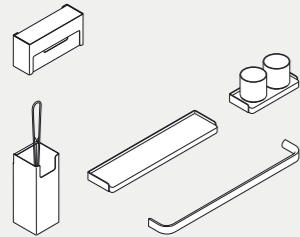


Elementi con diverse funzioni in rovere naturale, bruno, scuro, in teak o verniciati in bianco o grigio, in appoggio a terra e alla parete.
/ Multifunctional elements available in various finishes: natural, brown or dark oak, in teak or painted, white or grey. Floor standing to lean against the wall.

dimensioni / dimensions
L 60 × H 180 cm
L 23⁵/₈ × H 70⁷/₈

**Mach**

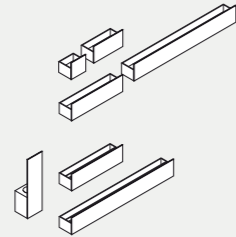
design Konstantin Grcic
→ 124, 155



Accessori realizzati in acciaio inox lucido o satinato. Mensole in Solid surface bianco.
/ Accessories made of polished or brushed stainless steel. Shelves in white Solid surface.

Sen

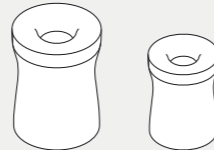
design Gwenael Nicolas, Curiosity
→ 06, 28, 166, 167, 168, 170



Gli accessori del programma Sen, realizzati in alluminio spazzolato nero, risolvono tutte le situazioni e le funzioni dell'ambiente bagno.
/ The accessories in the Sen range, made in black brushed aluminium, meet all needs and functional requirements in the bathroom.

Complementi / Extras**Roto**

design Maurizio Negri, Benedini Associati
→ 153



Contenitori portabiancheria o gettacarta in polietilene satinato arancio o verde e con finitura laccata lucida bianco, arancio, verde o grigio.
/ Storage units to use as linen or paper basket in polyethylene with orange or white satin finish or with glossy lacquered white, orange, green or grey finish.

dimensioni / dimensions
Ø 41,5 × H 54 cm – Ø 33,2 × H 43,4 cm
Ø 16³/₈ × H 21¹/₄ – Ø 13" × H 17¹/₈

**Surf**

design Benedini Associati
→ 21, 126, 136, 154, 162

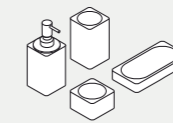


Vassoio porta oggetti/porta sapone realizzato in Solid surface bianco; può essere utilizzato in appoggio sui piani o sui bordi di alcuni lavabi.
/ White Solid surface soap/multipurpose tray; can be placed on counters or on the edge of certain washbasins.

dimensioni / dimensions
L 20 × P 44 cm – L 7⁷/₈ × D 17³/₈
L 40 × P 40 cm – L 15³/₄ × D 15³/₄
L 20 × P 40 cm – L 7⁷/₈ × D 15³/₄

Surf

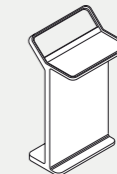
→ 25, 32



Accessori da appoggio in Exmar bianco, si affiancano ai vassoi della stessa linea.
/ Free-standing accessories in white Exmar, matching the trays in the same line.

Multifunzione

design Benedini Associati
→ 13

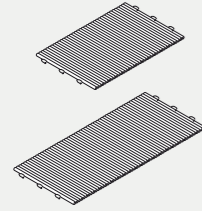


Elemento da terra in Exmar bianco da collocare vicino alla vasca per avere ogni cosa a portata di mano.
/ Floor-standing unit in white Exmar, for placing next to the bathtub so as to have everything within easy reach.

dimensioni / dimensions
L 50 × P 30,4 × H 73,2 cm
L 19⁵/₈ × D 12" × H 28⁷/₈


Tapiro

design Alessandro Farnetti
→ 97, 112



Un tappeto per il bagno di ispirazione etnica, realizzato con bacchette tonde in rovere naturale, bruno, scuro o in teak, connesse con lacci di cuoio.
/ An ethnic-design bath mat, made of round rods in natural, brown or dark oak, or in teak, held together by leather thongs.

-
dimensioni / dimensions
L 80 – 110 × P 50 cm
L 31¹/₂ – 43¹/₄ × D 19⁵/₈

**Illuminazione / Lighting****4x4**

→ 126



Lampade da soffitto o da parete con diffusore in cristallo bianco temperato e serigrafato. / Wall or ceiling lamp. Diffuser in white toughened glass with circular screen printing.

-
dimensioni / dimensions
L 40 × P 6 × H 40 – 80 – 120 cm
L 15³/₄ × D 2³/₈ × H 15³/₄ – 31¹/₂ – 47¹/₄

**LAM125**

design Giampaolo Benedini
→ 139



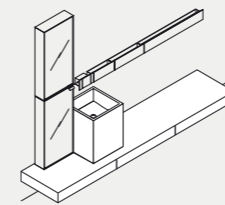
Lampada da parete costituita da un corpo in ceramica bianca o platino e da un diffusore in vetro opalino disponibile in varie forme. / Wall lamp consisting of a ceramic body in white or platin and opaline glass diffuser, available in various shapes.

-
40W/100W E27 - 220V

-
dimensioni / dimensions
Ø 12,5 × P 8,5 cm
Ø 4⁷/₈ × D 3³/₈

Flat XL + Cube

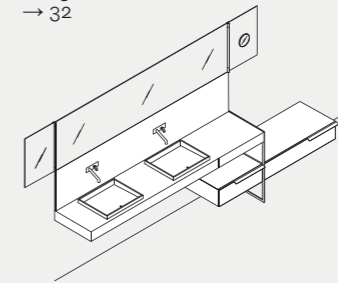
design Benedini Associati
→ 28



Composizione formata da lavabo Cube e piano in teak con bordo attrezzato da cassetti; questi restano nascosti nei 12 cm dello spessore. Rubinetteria e accessori Sen. Specchi contenitori 4x4.
/ Configuration comprising a Cube washbasin and teak countertop featuring edge equipped with drawers; these drawers remain concealed within the 12 cm depth of the countertop. Sen tap fittings and accessories. 4x4 mirror units.

Flat XL + LAV002

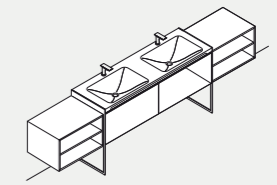
design Benedini Associati
→ 32



Composizione formata da due lavabi LAV002 a semincasso su piano in teak con bordo attrezzato. Alzata in teak, struttura laterale in acciaio inox e contenitori con cassetti laccati bianchi. Rubinetteria Square. Specchi Narciso e Spai.
/ Configuration comprising two LAV002, semi-inset washbasins on teak countertop with equipped edge. Teak wall finishing strip, stainless steel side structure and white lacquered drawer units. Square tap fittings. Narciso and Spai mirrors.

Flat XL + Ottocento 001

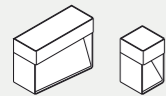
design Benedini Associati
→ 40, 42



Composizione realizzata dai lavabi Ottocento 001 inseriti nel piano in teak con bordo sagomato. Strutture laterali in acciaio inox e contenitori con cassettone o a giorno con profondità cm 50. Rubinetteria Sen. / Configuration comprising Ottocento 001 washbasins integrated into a teak countertop with shaped edge. Stainless steel side structure and storage units, either open or with large drawer, 50 cm depth. Sen tap fittings.

369

design Benedini Associati
→ 92



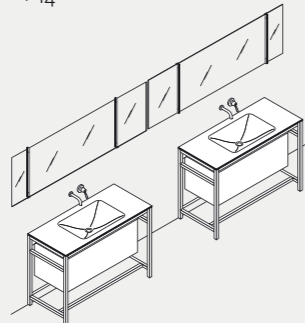
Lampada da parete 369 realizzata in acciaio inox lucido, satinato o bianco con diffusore in vetro pyrex sabbaiato. Posizionabile verso l'alto o verso il basso. / 369 wall lamp in polished, satin-finish or white stainless, with diffuser in frosted pyrex glass. Can be directed upwards or downwards.

-
24W/840 - 2G11 220 V

-
dimensioni / dimensions
L 9 – 24 – 36 × P 9 × H 15 cm
L 3¹/₂ – 9¹/₂ – 14¹/₈ × D 3¹/₂ × H 5⁷/₈

Programma Flat XL / Flat XL range**Ottocento XL + Flat XL**

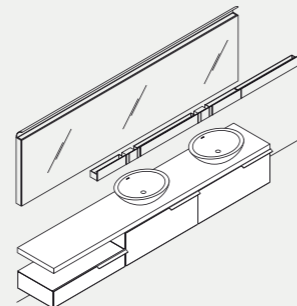
design Benedini Associati
→ 14



Due strutture portanti in rovere sostengono i piani in Cristalplant® bianchi con lavabo integrato; sono completate dai contenitori del programma Flat XL. Rubinetteria Fez. Specchi Narciso con retroilluminazione. / Two oak supporting structures carry the white Cristalplant® countertops with integrated washbasin; they are complemented by storage units from the Flat XL range. Fez taps. Narciso mirrors with back-lighting.

Flat XL + Spoon XL

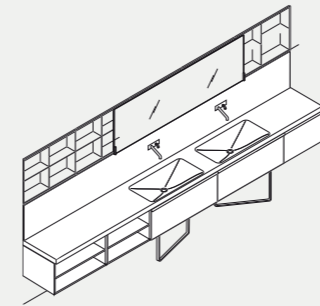
design Benedini Associati
→ 06, 09



Composizione realizzata con due lavabi Spoon XL su piano in Exmar da cm 6. Profondità del piano e dei contenitori cm 50. Rubinetteria e accessori Sen. Specchio Parabola. / Configuration comprising two Spoon XL washbasins on a 6 cm Exmar countertop. Depth of the countertop and storage units, 50 cm. Sen tap fittings and accessories. Parabola mirror.

Flat XL + Ottocento 002

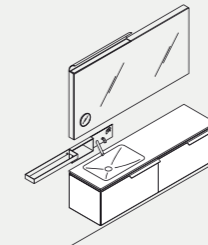
design Benedini Associati
→ 58



Composizione formata da due lavabi Ottocento 002 incassati a filo del piano in teak in appoggio sui contenitori. Alzata in teak e strutture poste sotto ai contenitori in acciaio inox. Rubinetteria Square. Specchio contenitore MOB027.
/ Configuration comprising two Ottocento 002 washbasins integrated flush with a teak countertop, resting on storage units. Teak wall finishing strip and stainless steel structures located under the storage units. Square tap fittings. MOB027 mirror unit.

Flat XL + Raso

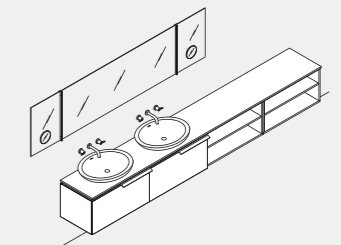
design Benedini Associati
→ 149, 150



Nella composizione il lavabo Raso è integrato nel piano con bordo sagomato in Exmar bianco in appoggio sui contenitori. Rubinetteria Square. Specchi Parabola e Spai. Accessori 369. / Washbasin Raso integrated in the white Exmar top with shaped edge, rested on storage units. Square taps. Parabola and Spai mirrors. 369 accessories.

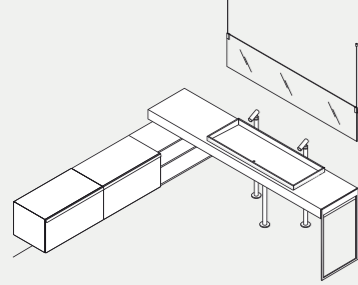
Flat XL + Spoon

design Benedini Associati
→ 134



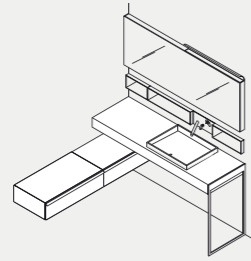
Composizione formata da due lavabi Spoon in appoggio su piano con bordo sagomato in legno waterproof e da contenitori nelle due versioni: a giorno e con cassettone. Rubinetteria Fez. Specchi Narciso e Spai. / Two washbasins Spoon rest on the waterproof plywood top with shaped edge. Storage units in two versions: open and with large drawer. Fez taps. Narciso and Spai mirrors.

Flat XL + LAV003
design Benedini Associati
→ 160, 161, 162



Composizione con piano freestanding in legno waterproof e lavabo LAV003 in cristallo a semincasso. Contenitori nelle due versioni: a giorno e con cassetto; il piano è sostenuto da struttura in acciaio inox. Rubinetteria Square. Specchio Insegna. / Freestanding top in waterproof wood with washbasin LAV003 in crystal glass. Storage units in two versions: open and with large drawer. Top with support structure in stainless steel. Square taps. Mirror Insegna.

Flat XL + LAV002
design Benedini Associati
→ 74



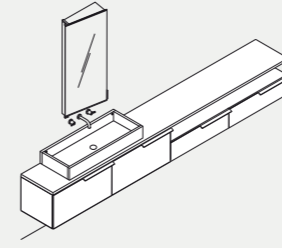
Composizione ad angolo con piano in legno waterproof finitura rovere naturale e lavabo LAV002 in cristallo a semincasso. Piano sostenuto da struttura in acciaio inox lucido, contenitori pensili con cassetto. Rubinetteria Square. Specchio Parabola. / Corner configuration with countertop in waterproof wood with natural oak finish and LAV002, semi-inset glass washbasin. Countertop supported by a polished stainless steel frame, wall storage units with drawer. Square taps. Parabola mirror.

Flat XL + Spoon XL
design Benedini Associati
→ 80, 83



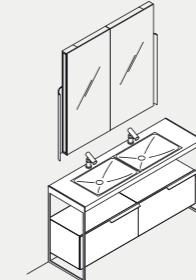
Composizione formata dal lavabo Spoon XL in appoggio su piano in marmo bianco di Carrara con bordo sagomato. Piano sostenuto da struttura in acciaio inox lucido. Rubinetteria Square. Specchi Narciso e Spai. Accessori 369. / Configuration comprising Spoon XL washbasin resting on a countertop in white Carrara marble with shaped edge. Countertop supported by polished stainless steel frame. Square taps. Narciso and Spai mirrors. 369 accessories.

Flat XL + Woodline
design Benedini Associati
→ 79



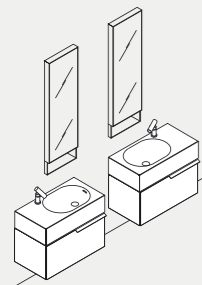
Composizione formata dal lavabo Woodline in multistrato waterproof in appoggio su piano in rovere naturale. Contenitori a cassetto nelle due versioni. Rubinetteria Fez. Specchio contenitore MOB026. / Configuration comprising Woodline washbasin in waterproof plywood resting on a natural oak countertop. Storage units with drawers in both versions. Fez taps. MOB026 mirror storage unit.

Flat XL + Raso
design Benedini Associati
→ 86, 89



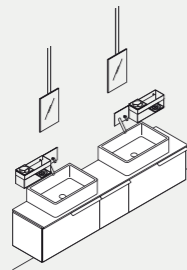
Nella composizione i lavabi Raso sono inseriti a filo nel piano in legno waterproof con finitura rovere scuro, sostenuto da una struttura in acciaio inox lucido. Contenitori a cassetto. Rubinetteria Square. Specchi Parabola. / In this configuration, Raso washbasins are inset flush with the waterproof wood top with dark oak finish, supported by a polished stainless steel frame. Storage units with drawers. Square taps. Parabola mirrors.

Flat XL + Flat 80
design Benedini Associati
→ 92, 95



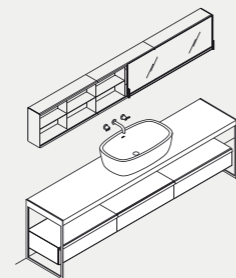
Lavabi Flat 80 in Cristalplant® bianco in appoggio su contenitori con finitura laccata grigia. Rubinetteria Square. Specchi 4x4. / Flat 80 washbasins in white Cristalplant®, resting on storage units with grey painted finish. Square taps. 4x4 mirrors.

Flat XL + Carrara
design Benedini Associati
→ 98



Il marmo bianco di Carrara caratterizza sia il piano che i lavabi Carrara da appoggio, in contrasto con i contenitori con finitura laccata grigia. Rubinetteria Square. Specchi Minuetto. Accessori 369. / White Carrara marble is the distinguishing feature of both the countertop and the Carrara washbasins resting on it, in contrast to the storage units with grey painted finish. Square taps. Minuetto mirrors. 369 accessories.

Flat XL + Deep
design Benedini Associati
→ 112, 114, 115



Composizione formata dal lavabo Deep in Cristalplant® bianco in appoggio su piano in legno waterproof. Il piano è sostenuto da struttura in acciaio inox lucido. Contenitori con cassetto. Rubinetteria Fez. Specchio contenitore MOB027. / Configuration comprising Deep washbasin in white Cristalplant®, resting on a waterproof wood countertop. The countertop is supported by a polished stainless steel frame. Storage units with drawer. Fez taps. MOB027 mirror storage unit.

Agape srl

-
Via A. Pitentino, 6
46037 Governolo
Roncoferraro (MN) - Italy
T +39 0376 250311
F +39 0376 250330
info@agapedesign.it
www.agapedesign.it
-

colophon

-
*art direction
and graphic design*
Designwork
-
texts
Daniele Varelli
translation
Intra
-
SECTION 01
*concept image
and styling*
Dimore
photography
Andrea Ferrari
-
SECTION 02
styling
Donatella Galli
Stefania Livraghi
photography
F2
Studio Haas
digital retouching
Designwork
-
SECTION 03
*concept image
and styling*
Elisa Ossino
styling assistants
Raffaella Ossino
Francesca Salvemini
Alberto Zordan
photography
Andrea Ferrari
photography assistant
Federica Raimondi
-
SECTION 04
photography
Leo Torri
rendering
Area Zero Nove
-
colour separation
Lucegroup
Atteluci
-
printed in Italy by
Grafiche Antiga
-

thanks to

-
SECTION 01
Society
Le Stanze di Dimore
Via Solferino, 11
20121 Milano
T +39 02 36537088
-
SECTION 02
Bosa
Brix Ceramiche
Carrara
Ceramiche Provenza
Davines
Definitive Audio
Eskandar
Ex Voto Paris
Flos
Kose
Marzorati e Ronchetti
Molteni & C
Molteni Home
Moroni Gomma
Penta
Rina Menardi
Robex
Surimono
Tearose
Tisettanta
-
SECTION 03
Scarazzini
art works
Andrea Ferrari
O factory
Orio
Stefano Roveda
-

