

H E N R E D O N



ARABESQUE

As Shown on Front Cover

DINING TABLE

4500-20

360 Golden Patina

CURIO

4500-49B Base

4500-49G Curio Crown and Glass Shelves

360 Golden Patina

ARM CHAIR

4501-27

360 Golden Patina

Fabric # - 21-4447-867

SIDE CHAIR

4501-28

360 Golden Patina

Fabric # - 36-9671-66



Available in Henredon Custom Finishes, see price list and brochure.



ARABESQUE BY HENREDON

Italy is a historical country; a place where the past is always present. Where, from the early Renaissance, ideas on the decorative arts have spread throughout the world. And where, in turn, Henredon found inspiration for Arabesque. Richly detailed rococo designs, recalling the grandeur of Venetian court furnishings. Each piece finely executed in chestnut burl and pecky pecan veneers; finished one-by-one in a range of glowing tones: old world, palais, golden patina, noir. Sparked, here and there, with inlaid metal details and custom cast brass hardware. A collection of uncompromising craft and spirit; undeniably elegant; uncommonly luxurious; unquestionably Henredon.

BED, 6/6 (King)
4500-12 & 4500-12R
360 Golden Patina

DRESSER
4501-03
360 Golden Patina

NIGHT STAND
4500-06B & 4500-06-M
360 Golden Patina

MIRROR
4501-04
360 Golden Patina

SIDE CHAIR
4500-28
360 Golden Patina
Fabric # - 36-7630-999



Bedroom





DRESSER

4500-03
360 Golden Patina (Shown)
W85 D24 H42 in.

Also available in 316 Old World and 374 Palais Finishes.



DRESSER

4501-03
360 Golden Patina (Shown)
W70 D22 H46 in.

Also available in 316 Old World and 374 Palais Finishes.



ARMOIRE

4500-05

360 Golden Patina (Shown)
W55 1/2 D24 1/4 H88 in.

Also available in 316 Old World and 374 Palais Finishes.



NIGHT STAND, Marble Top

4500-06B Base

4500-06M Dark Emperador Marble Top

360 Golden Patina (Shown)

W38 D21 5/8 H34 in.

Available with a Wood Top, see Reference.

Also available in 316 Old World and 374 Palais Finishes.



NIGHT STAND

4502-06

360 Golden Patina (Shown)

W48 D21 3/4 H33 7/8 in.

Also available in 316 Old World and 374 Palais Finishes.



BED, 6/6 King

4500-12 Headboard & Footboard

4500-12R Rails

360 Golden Patina (Shown)

Overall: W84 D86 5/16 H76 5/8 in.

*Available in Queen and California King, see Reference.
Also available in 316 Old World and 374 Palais Finishes.*



Optional Canopy

POSTER BED, 6/6 King

4501-12H Headboard, 4501-12F Footboard,
4501-12R Rails

360 Golden Patina (Shown)

Overall: W91 3/4 D95 1/4 H104 in.

Available in California King and with optional canopy, see Reference.

Also available in 316 Old World and 374 Palais Finishes.

Dining





DINING TABLE

4500-20

360 Golden Patina (Shown)

W74 D48 H30 in.

Extends to W118 in. with two 22 in. leaves.

Also available in 316 Old World and 374 Palais Finishes.



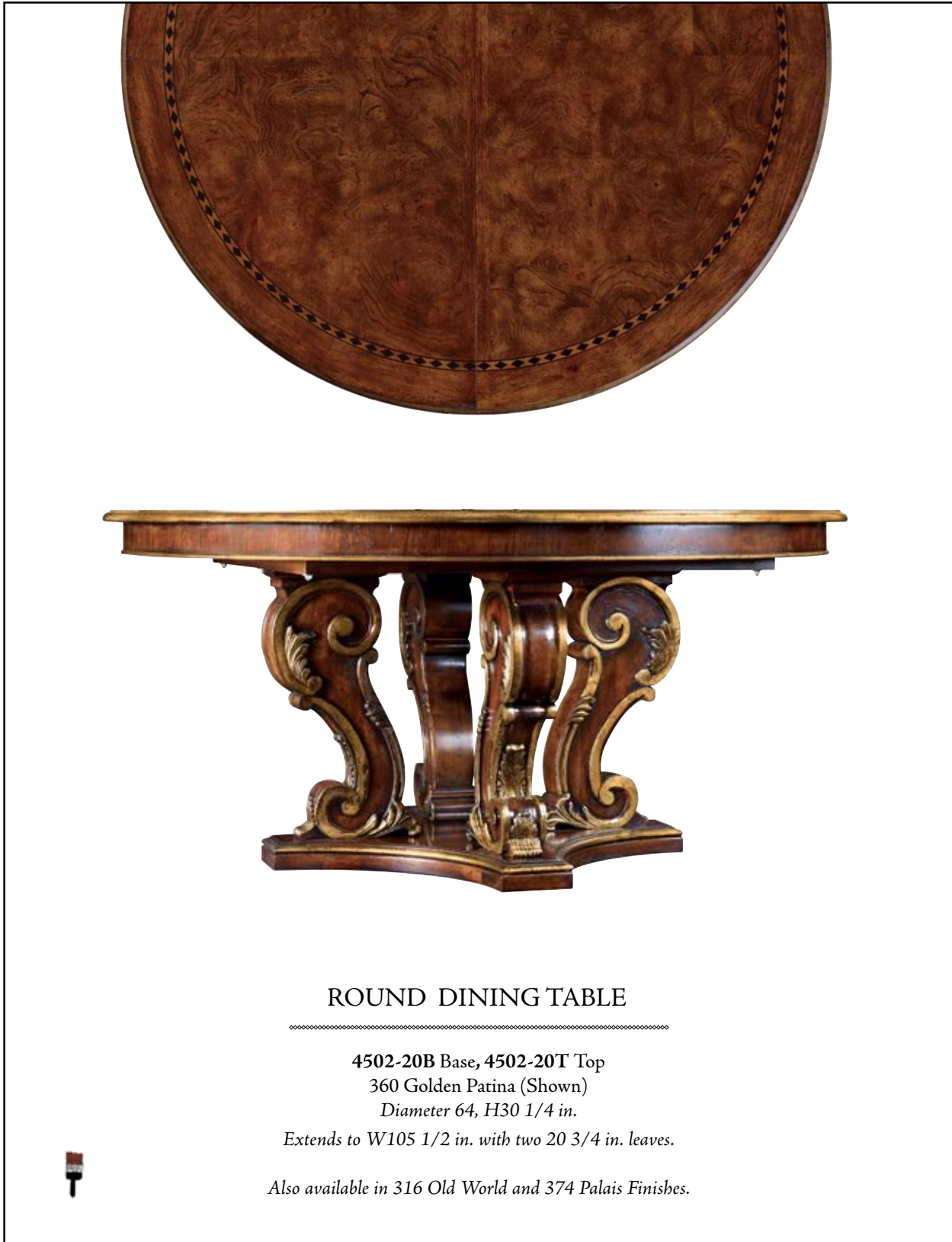
DINING TABLE

4501-20

320 Old World Top – Noir w/ Rich Golden Accents on Base (Shown)
W85 D52 H30 in.

Extends to W127 7/8 in. with two 21 7/16 in. leaves.

Also available in 316 Old World Finish.



ROUND DINING TABLE

.....

4502-20B Base, 4502-20T Top
360 Golden Patina (Shown)
Diameter 64, H30 1/4 in.

Extends to W105 1/2 in. with two 20 3/4 in. leaves.

Also available in 316 Old World and 374 Palais Finishes.





BUFFET, Marble Top

4500-21-320-B Base
4500-21-M Dark Emperador Marble Top
Noir w/ Rich Golden Accents (Shown)
W77 D21 1/4 H35 in.

Also available in 316 Old World Finish.





ARM CHAIR & SIDE CHAIR

4500-27

360 Golden Patina (Shown)
W27 3/8 D27 13/16 H41 1/2 in.

4500-28

360 Golden Patina (Shown)
W22 D27 11/16 H41 1/2 in.

Also available in 316 Old World and 374 Palais Finishes.





ARM CHAIR & SIDE CHAIR

4501-27

360 Golden Patina (Shown)
W25 15/16 D28 H47 in.

4501-28

360 Golden Patina (Shown)
W23 7/16 D26 3/4 H45 9/16 in.




Also available in 316 Old World, 320 Noir w/ Rich Golden Accents and 374 Palais Finishes.

Living





COCKTAIL TABLE



4501-40-316

Old World Top and Shelves with Black Legs (Shown)

W37 1/2 D22 5/8 H23 1/4 in.



COCKTAIL TABLE

4502-40

360 Golden Patina (Shown)

W52 D32 1/2 H21 in.

Also available in 316 Old World and 374 Palais Finishes.





END TABLE

.....
4501-41-316
Old World Top and Shelves with Black Legs (Shown)
W22 D28 9/16 H29 1/4 in.



END TABLE

4502-41-316
Old World (Shown)
W30 1/2 D30 1/2 H28 in.



LAMP TABLE

4500-42

360 Golden Patina (Shown)

Diameter 31, H28 in.

Also available in 316 Old World, 319 Old World Top - Noir w/ Rich Golden Accents on Base and 374 Palais Finishes.



CONSOLE TABLE, Marble Top

4500-44B Base

4500-44-M Dark Emperor Marble Top

316 Old World (Shown)

W59 D18 1/4 H38 in.





CONSOLE TABLE, Marble Top

4502-44-316-M

Dark Emperor Marble Top
Old World with Rich Golden Accents (Shown)
W52 1/2 D18 3/4 H36 3/16 in.



CHEST , Marble Top

4500-48-316-B Base
4500-48-M Dark Emperador Marble Top
Old World (Shown)
W54 7/8 D20 H35 13/16 in.



CHEST, Marble Top

4502-48M

Dark Emperor Marble Top
320 Noir w/ Rich Golden Accents (Shown)
W54 1/2 D22 3/4 H38 7/16 in.





CURIO

4500-49B Base
4500-49G Curio Crown and Glass Shelves
360 Golden Patina (Shown)
W67 D23 H103 3/4 in. with crown in place

Also available in 316 Old World and 374 Palais Finishes.





BUNCHING CURIO

4501-49-320-B Base

4501-49-G Glass Shelves

Noir w/ Rich Golden Accents (Shown)

W46 D19 1/4 H93 5/16 in.

Also available in 316 Old World finish.





MIRROR

4501-04

360 Golden Patina (Shown)

W58 H46 in.

Also available in 316 Old World and 374 Palais Finishes.

Reference



FINISHES



360 Golden Patina



374 Palais



316 Old World



320 Noir w/ Rich Golden Accents

INDEX



DRESSER
4500-03
316 Old World
360 Golden Patina
374 Palais
 W85 D24 H42 in.
 W216 D61 H107 cm.
 Twelve drawers.
 Jewelry tray in top center drawer.
 Maple solids, chestnut burl and pecky
 pecan veneers.
Page 3



DRESSER
4501-03
316 Old World
360 Golden Patina
374 Palais
 W70 D22 H46 in.
 W178 D56 H117 cm.
 Twelve drawers.
 Jewelry tray.
 Select hardwood solids, chestnut burl
 and pecky pecan veneers.
Page 4



MIRROR
4501-04
316 Old World
360 Golden Patina
374 Palais
 W58 H46 in.
 W147 H117 cm.
 Select hardwood solids.
Page 30



ARMOIRE
4500-05
316 Old World
360 Golden Patina
374 Palais
 W55 1/2 D24 1/4 H88 in.
 W141 D62 H224 cm.
 Behind doors are one adjustable shelf,
 triple coaxial outlet and a removable
 sliding back panel. Doors wrap 270°.
 Interior dimensions:
 TV Area: W45 1/2 D18 1/2 H45 1/2 in.
 W116 D62 H116 cm.
 Three drawers below.
 Maple solids, chestnut burl and pecky
 pecan veneers.
Page 5



NIGHT STAND, Wood Top
4500-06
316 Old World
360 Golden Patina
374 Palais
 W38 D21 5/8 H34 in.
 W97 D54 H86 cm.
 One drawer.
 Maple solids, chestnut burl and pecky
 pecan veneers.
Page 6



NIGHT STAND, Marble Top
4500-06B Base
4500-06M Dark Emperor Marble Top
316 Old World
360 Golden Patina
374 Palais
 W38 D21 5/8 H34 in.
 W97 D54 H86 cm.
 One drawer.
 Maple solids, chestnut burl and pecky
 pecan veneers.
Page 6

INDEX



**NIGHT STAND
4502-06**

**316 Old World
360 Golden Patina
374 Palais**

W48 D21 3/4 H33 7/8 in.

W122 D55 H86 cm.

Two drawers.

Select hardwood solids, chestnut burl and pecky pecan veneers.

Page 7



**BED, 5/0 QUEEN
4500-10 HEADBOARD & FOOTBOARD**

**4500-10R RAILS
316 Old World
360 Golden Patina
374 Palais**

Overall: W68 5/8 D86 5/16 H72 9/16 in.

W175 D219 H184 cm.

Footboard height 37 9/16 in. (97 cm.)

Top of side rails 14 3/4 in. (37 cm.) from floor.

Box spring 10 in. (25 cm.) from floor.

Support for box spring and mattress provided.

Select hardwood solids, chestnut burl and pecky pecan veneers.

Page 8



**BED, 6/6 KING
4500-12 HEADBOARD & FOOTBOARD**

**4500-12R RAILS
316 Old World
360 Golden Patina
374 Palais**

Overall: W84 D86 5/16 H76 5/8 in.

W213 D219 H195 cm.

Footboard height 37 9/16 in. (97 cm.)

Top of side rails 14 3/4 in. (37 cm.) from floor.

Box spring 10 in. (25 cm.) from floor.

Support for box spring and mattress provided.

Select hardwood solids, chestnut burl and pecky pecan veneers.

Page 8



**BED, 6/0 CALIFORNIA KING
4500-12 HEADBOARD & FOOTBOARD**

**4500-14R RAILS
316 Old World
360 Golden Patina
374 Palais**

Overall: W84 D90 5/16 H76 5/8 in.

W213 D229 H195 cm.

Footboard height 37 9/16 in. (97 cm.)

Top of side rails 14 3/4 in. (37 cm.) from floor.

Box spring 10 in. (25 cm.) from floor.

Support for box spring and mattress provided.

Select hardwood solids, chestnut burl and pecky pecan veneers.

Page 8



POSTER BED, 6/6 (KING)

**4501-12H HEADBOARD
4501-12F FOOTBOARD
4501-12R RAILS
316 Old World
360 Golden Patina
374 Palais**

Overall: W91 3/4 D95 1/4 H104 in.

W233 D242 H264 cm.

Headboard height 80 in. (203 cm.)

Footboard height 17 1/2 in. (44 cm.)

Top of side rails 17 1/2 in. (44 cm.) from floor.

Box spring 12 3/4 in. (32 cm.) from floor.

Optional canopy (4501-16) available.

Support for box spring and mattress provided.

Maple solids, chestnut burl veneer.

Page 9



POSTER BED, 6/0 (CALIFORNIA KING)

**4501-12H HEADBOARD
4501-12F FOOTBOARD
4501-14R RAILS
316 Old World
360 Golden Patina
374 Palais**

Overall: W91 3/4 D99 1/4 H104 in.

W233 D252 H264 cm.

Headboard height 80 in. (203 cm.)

Footboard height 17 1/2 in. (44 cm.)

Top of side rails 17 1/2 in. (44 cm.) from floor.

Box spring 12 3/4 in. (32 cm.) from floor.

Optional canopy (4501-17) available.

Support for box spring and mattress provided.

Maple solids, chestnut burl veneer.

Page 9

INDEX



CANOPY (Not Pictured)
4501-16
IRON
 W80 3/4 D84 3/8 H18 1/6 in.
 W205 D214 H46 cm.
 Metal.
 To be used with 4501-12 Poster Bed, 6/6.
Page 9



CANOPY (Not Pictured)
4501-17
IRON
 W80 3/4 D88 3/8 H18 1/6 in.
 W205 D225 H46 cm.
 Metal.
 To be used with 4501-14 Poster Bed, 6/0.
Page 9



DINING TABLE
4500-20
316 Old World
360 Golden Patina
374 Palais
 W74 D48 H30 in.
 W122 D188 H76 cm.
 Extends to W118 in. (300 cm.) with
 two 22 in. (56 cm.) leaves.
 Maple solids, chestnut burl and pecky
 pecan veneers.
Page 11



DINING TABLE
4501-20-316
Old World
4501-20-320
Old World Top – Noir w/ Rich Golden
Accents on Base
 W85 D52 H30 in.
 W216 D132 H76 cm.
 Extends to W127 7/8 in. (323 cm.) with
 two 21 7/16 in. (55 cm.) leaves.
 Select hardwood solids, chestnut burl
 and pecky pecan veneers.
Page 12



DINING TABLE
4502-20B Base
4502-20T Top
316 Old World
360 Golden Patina
374 Palais
 Diameter 64, H30 1/4 in.
 Diameter 163, H77 cm.
 Extends to W105 1/2 in. (268 cm.) with
 two 20 3/4 in. (53 cm.) leaves.
 Maple solids, chestnut burl and pecky
 pecan veneers.
Page 13



BUFFET, Marble Top
4500-21-316-B
Old World Base
4500-21-320-B
Noir w/ Rich Golden Accents Base
4500-21-M
Dark Emperador Marble Top
 W77 D21 1/4 H35 in.
 W196 D54 H92 cm.
 Behind center doors are two adjustable
 shelves. One adjustable shelf behind
 each outer door.
 Maple solids, chestnut burl and
 pecky pecan veneers.
Page 14

INDEX



ARM CHAIR
4500-27
316 Old World
360 Golden Patina
374 Palais
W27 3/8 D27 13/16 H41 1/2 in.
W69 D70 H105 cm.
Arm height 24 1/2 in. (62 cm.)
Seat height 18 1/2 in. (47 cm.)
Upholstered seat, back and arm pads
available in any fabric or leather.
Beech solids.
Page 16



SIDE CHAIR
4500-28
316 Old World
360 Golden Patina
374 Palais
W22 D27 11/16 H41 1/2 in.
W56 D70 H105 cm.
Seat height 18 1/2 in. (47 cm.)
Upholstered seat and back available in
any fabric or leather.
Beech solids.
Page 16



ARM CHAIR
4501-27
316 Old World
360 Golden Patina
374 Palais
4501-27-320
Noir w/ Rich Golden Accents
W25 15/16 D28 H47 in.
W66 D71 H119 cm.
Arm height 26 3/4 in. (68 cm.)
Seat height 18 7/8 in. (48 cm.)
Upholstered seat and back available
in any fabric or leather.
Nail trim on inside and outside of back.
Beech solids.
Page 17



SIDE CHAIR
4501-28
316 Old World
360 Golden Patina
374 Palais
4501-28-320
Noir w/ Rich Golden Accents
W23 7/16 D26 3/4 H45 9/16 in.
W60 D68 H116 cm.
Seat height 18 7/8 in. (48 cm.)
Upholstered seat and back available in
any fabric or leather.
Nail trim on inside and outside of back.
Beech solids.
Page 17



COCKTAIL TABLE
4501-40-316
Old World Top & Shelves – Black Legs
W37 1/2 D22 5/8 H23 1/4 in.
W95 D57 H59 cm.
Two shelves.
Light brass hardware.
Select hardwood solids, laurel burl veneer.
Page 19



COCKTAIL TABLE
4502-40
316 Old World
360 Golden Patina
374 Palais
W52 D32 1/2 H21 in.
W132 D83 H53 cm.
Maple solids, chestnut swirl and pecky
pecan veneers.
Page 20

INDEX



END TABLE
4501-41-316
Old World Top & Shelves – Black Legs
 W22 D28 9/16 H29 1/4 in.
 W56 D73 H74 cm.
 Light brass hardware.
 Select hardwood solids,
 laurel burl veneer.
Page 21



END TABLE
4502-41-316
Old World
 W30 1/2 D30 1/2 H28 in.
 W78 D78 H71 cm.
 Maple solids, chestnut swirl and
 pecky pecan veneers.
Page 22



LAMP TABLE
4500-42
316 Old World
360 Golden Patina
374 Palais
4500-42-319
Old World Top
Noir w/ Rich Golden Accents on Base
 Diameter 31, H28 in.
 Diameter 79, H71 cm.
 Select hardwood solids,
 chestnut burl veneer.
Page 23



CONSOLE TABLE, MARBLE TOP
4500-44B Base
316 Old World
4500-44-M Top
Dark Emperador Marble
 W59 D18 1/4 H38 in.
 W150 D46 H97 cm.
 One solar bronze mirrored shelf.
 Select hardwood solids, pecky
 pecan veneer.
Page 24



CONSOLE TABLE, Dark Emperador
Marble Top
4502-44-316-M
Old World with Rich Golden Accents
 W52 1/2 D18 3/4 H36 3/16 in.
 W133 D48 H92 cm.
 One drawer.
 Select hardwood solids, laurel
 burl veneer.
Page 25



CHEST, Dark Emperador Marble Top
4500-48-316-M
Old World
 W54 7/8 D20 H35 13/16 in.
 W140 D51 H91 cm.
 Three drawers.
 Brass feet.
 Select hardwood solids, laurel
 burl veneer.
Page 26

INDEX



CHEST, Dark Emperor Marble Top
4502-48M
320 Noir w/ Rich Golden Accents
W54 1/2 D22 3/4 H38 7/16 in.
W138 D58 H98 cm.
Three drawers.
Select hardwood solids, laurel
burl veneer.
Page 27



CURIO
4500-49B Base
4500-49G Curio Crown / Glass Shelves
316 Old World
360 Golden Patina
374 Palais
W67 D23 H103 3/4 in. (with crown in place)
W170 D58 H264 cm.
Behind glass doors are six adjustable
glass shelves with plate grooves,
two fixed wood shelves with glass inserts,
and two canister lights with an adjustable
rheostat. Solar bronze mirrored back panel.
Maple solids, chestnut burl and
pecky pecan veneers.
Page 28



BUNCHING CURIO
4501-49
316 Old World
4501-49-320-B Base
Noir w/ Rich Golden Accents
4500-49-G Glass Shelves
W46 D19 1/4 H93 5/16 in.
W117 D49 H237 cm.
Behind glass paneled doors are three
glass shelves with plate grooves,
one wood framed glass shelf, adjustable
rheostat, two can lights, and a mirrored
back panel.
Maple solids, chestnut burl and
pecky pecan veneers.
Page 29

AS SHOWN



4502-20B / 4502-20T Dining Table
360 Golden Patina
4500-28 Side Chair
360 Golden Patina
Fabric 36-7630-999
4500-27 Arm Chair
360 Golden Patina
Fabric 43-1509-887
Page 10



4500-21-320-B Buffet Base
Noir w/Rich Golden Accents
4500-21-M
Dark Emperador Marble Top
Page 15



4500-05 Armoire
360 Golden Patina
4502-40 Cocktail Table
360 Golden Patina
4500-42 Lamp Table
360 Golden Patina
H0814W Reflections Wedge Sofa
Fabric 128-7128-2 on sofa
w/ CD32-226 cord in lieu of all welt
99-1564-29 on two 20" throw pillows
w/ TF1-976 trim
116-8032-768 on two 22" throw pillows
w/ CD115-77 trim
H0851 Graham Chair
Fabric 99-6634-77
Como finish.
H0756 Aileen Chair
Fabric 99-9659-77 w/ 21-4439-772 on cushion
4502-20B / 4502-20T Dining Table
360 Golden Patina
4501-28 Side Chair
360 Golden Patina
Fabric 36-9671-66
Page 18



CURIO
4500-49B Base
4500-49G Curio Crown / Glass Shelves
360 Golden Patina
Page 31



H E N R E D O N

www.henredon.com

H E N R E D O N



CAVALIER

CAVALIER

A CLEAN, VERY SOPHISTICATED APPROACH TO LOUIS-PHILIPPE, IN BEDROOM DESIGNS DEFINED BY AN ELEGANCE OF LINE AND DECORATIVE RESTRAINT. THE PERFECT BLENDING OF OGEE MOLDINGS, AUTHENTIC SOLID BRASS HARDWARE AND HIGHLY FIGURED ROPY CHERRY VENEERS; ENHANCED BY AN ANTIQUE PATINA, HAND-PADDED AND HAND-RUBBED BY HENREDON CRAFTSMEN FOR DEEP LUMINOSITY AND INTENSE COLOR. AN ELEGANT EXAMPLE OF 19TH CENTURY STYLING, BEAUTIFULLY REINTERPRETED FOR TODAY.



ARMOIRE

6200-05-93

Aged Cherry

W48 7/8 D24 1/8 H88 in.

SLEIGH BED, 6/6 (King)

6200-12-93

Aged Cherry

W84 3/4 D98 1/2 H59 3/8 in.

Also available in Queen size, see Reference.

NIGHT STAND

6200-06-93

Aged Cherry

W32 1/2 D21 H32 1/4 in.






BEDSIDE CHEST

6201-06-93

Aged Cherry

W43 1/2 D21 H37 3/8 in.





MIRROR

6200-04-93

Aged Cherry

Diameter 42 in.

CHEST

6200-02-93

Aged Cherry

W60 1/2 D22 H49 5/8 in.

SLEIGH BED. 6/6 (King)

6201-12-93

Aged Cherry

W84 3/4 D97 H59 3/8 in.

*Also available in Queen and California King sizes,
see Reference.*







CHEST
6200-02-93 Aged Cherry
 W60 1/2 D22 H49 5/8 in.
 W154 D56 H126 cm.
 Jewelry tray in top right drawer.
 Maple solids, ropey cherry veneer.



MIRROR
6200-04-93 Aged Cherry
 Diameter 42 in. (107 cm.)
 Beveled edge.
 Maple solids.



ARMOIRE
6200-05-93 Aged Cherry
 W48 7/8 D24 1/8 H88 in.
 W124 D61 H223 cm.
 Behind doors are a duplex/coaxial outlet,
 removable ventilation back panel and two
 adjustable shelves. Interior dimensions:
 W39 3/4 D19 H38 in.
 W101 D48 H96 cm.
 Maple solids, ropey cherry veneer.
 Levelers.



SLEIGH BED, 5/0 (Queen)
6200-10-93 Aged Cherry
 Overall: W68 3/4 D98 1/2 H59 3/8 in.
 Overall: W175 D250 H151 cm.
 Footboard height 32 1/2 in. (82 cm.)
 Support for box spring and
 mattress provided.
 Maple solids, ropey cherry veneer.

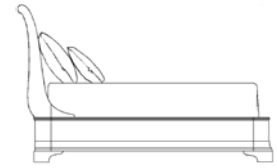
SLEIGH BED, 6/6 (King)
6200-12-93 Aged Cherry
 Overall: W84 3/4 D98 1/2 H59 3/8 in.
 Overall: W215 D250 H151 cm.
 Footboard height 32 1/2 in. (82 cm.)
 Support for box spring and
 mattress provided.
 Maple solids, ropey cherry veneer.



NIGHT STAND
6200-06-93 Aged Cherry
 6200-06-93 Aged Cherry
 W32 1/2 D21 H32 1/4 in.
 W82 D53 H82 cm.
 Maple solids, ropey cherry veneer.



BEDSIDE CHEST
6201-06-93 Aged Cherry
 W43 1/2 D21 H37 3/8 in.
 W110 D53 H95 cm.
 Maple solids, ropey cherry veneer.



SLEIGH BED, 5/0 (Queen)
6201-10-93 Aged Cherry
 Overall: W68 3/4 D97 H59 3/8 in.
 Overall: W175 D246 H151 cm.
 Support for box spring and
 mattress provided.
 Maple solids, ropey cherry veneer.

SLEIGH BED, 6/6 (King)
6201-12-93 Aged Cherry
 Overall: W84 3/4 D97 H59 3/8 in.
 Overall: W215 D246 H151 cm.
 Support for box spring and
 mattress provided.
 Maple solids, ropey cherry veneer.

SLEIGH BED, 6/0 (California King)
6201-14-93 AGED CHERRY
 Overall: W80 3/4 D101 H59 3/8 in.
 Overall: W205 D256 H151 cm.
 Support for box spring and
 mattress provided.
 Maple solids, ropey cherry veneer.

Aged Cherry Finish



H E N R E D O N

www.henredon.com



Meridien HPM 2013

HCK 1A.JPG



Meridien HPM 2013

HCK 1B.JPG



Meridien HPM 2013

HCK 1C.JPG



Meridien HPM 2013

HCK 2A.JPG



Meridi 2013

HCK 2B.JPG



Meridien HPM 2013

HCK 3A.JPG



HCK 3B.JPG



Meridien HPM 2013

HCK 3C.JPG



Meridien HPM 2013

HCK 3D.JPG



Meridien HPM 2013

HCK 3E.JPG

H E N R E D O N



OXFORD CLASSICS

As Shown on Front Cover

BED, 6/6 (King)
with Upholstered Headboard
9401-12HF/9401-12R
319 Legacy
Fabric# 135-2256-12

SINGLE DRESSER
9400-02
319 Legacy

JEFFERSON CHAIR
H0618
Natchez Finish
Fabric # 126-9687-826

OXFORD CLASSICS BY HENREDON

When great legends unite a transcendent new legend is born. Consider the timeless wonder of 18th century styling...the renowned excellence of Henredon ...two legends that merge, beautifully, in Oxford Classics; a collection that captures the unaffected classicism...the quiet dignity...the very atmosphere of a Golden Age of graceful living. Mahogany reigns supreme in a warm, tasteful finish; accented with satinwood and other exotic inlays. What a remarkable tribute to the legacy of Chippendale, Hepplewhite, Sheraton and the Adam brothers...and to a time when proportion, art, and matchless craftsmanship enjoyed their finest concurrence.



Henredon's Custom Finishes program offers a kaleidoscope of colors that blend seamlessly with the wood tones of the Oxford Classics Legacy finish. Luscious shades of aged ivory, soft gray, pomegranate, Irish cream, weathered black...and more...stand ready to ignite your imagination.

And add to that...the Henredon Custom Lacquer Finishes...with six striking colors in the pallet.

To see all the beautiful colors that are available, go to pages 24-27 in this catalog. For detailed information on the options for each piece, refer to the Oxford Classics price list.

POSTER BED, 6/6
9400-12HF/9400-12R
319 Legacy

CANOPY, 6/6
9400-16
319 Legacy

NIGHT STAND
9400-06
319 Legacy

TRIPLE DRESSER
9400-03
319 Legacy

CALDWELL BENCH
7701-08
Char Brown w/Gold Trim
Fabric # 21-4456-87

JACKSON CHAIR
H0626
Fabric # 43-5059-182



Bedroom



SINGLE DRESSER

9400-02
319 Legacy
W48 D22 H39 15/16 in.



TRIPLE DRESSER

9400-03
319 Legacy
W67 1/4 D21 1/4 H42 1/8 in.



NIGHT STAND

9400-06
319 Legacy
W36 D21 H34 in.



NIGHT STAND

9401-06
319 Legacy
W22 D20 5/8 H31 1/2 in.

*Also available in Henredon Custom Finishes,
see pages 24-27.*



POSTER BED, 6/6 (KING)

9400-12HF Headboard & Footboard
9400-12R Side Rails & Slats
319 Legacy
W86 1/4 D89 3/4 H90 1/2 in.
Finials provided for alternate low footboard, shown at left.

**Shown with
OPTIONAL CANOPY, 6/6 (KING)**

9400-16
319 Legacy
*Available with Upholstered Headboard, see Reference.
Also available in Henredon Custom Finishes,
see pages 24-26.*



ROLAND SLEIGH BED, 6/6 (KING)

H0880-12

Fabric Price Code: 139

Leather Price Code: 587

W85 D115 in.

Headboard Height 55"

Footboard height 35"

Single Welt with Double Welt Around Base Standard

#9 Nail Trim Optional for Fabric and Leather

Natchez Finish Shown

COM Trim Yardage	King	Queen
In Lieu of all Welt	20	19
Weight	340 lbs.	320 lbs.
COM:	18 yds.	16 yds.
COL:	296 sq. ft.	263 sq. ft.
54" Plain Railroad		

Also Available
ROLAND SLEIGH BED, 5/0 (QUEEN)

H0880-10

Fabric Price Code: 137

Leather Price code: 584

W69 D115 in.



BED, 6/6 (KING)

9401-12HF Headboard & Footboard

9401-12R Side Rails & Slats

319 Legacy

W82 5/8 D88 7/8 H63 in.

*Available in 5/0 (Queen) size, see Reference.
Also offered with Upholstered Headboard, shown in inset above.
Available in Henredon Custom Finishes,
see pages 24-26.*

DINING TABLE

9400-20B Dining Table Base

9400-20T Dining Table Top

319 Legacy

LADDER BACK ARM CHAIR

9400-27

319 Legacy

Fabric # 43-4481-1

LADDER BACK SIDE CHAIR

9400-28

319 Legacy

Fabric # 43-4481-1

CHINA

9400-26 China Deck

319 Legacy

ON

BUFFET

9400-21 Buffet

319 Legacy






DINING TABLE

9400-20B Base, 9400-20T Top
319 Legacy
W86 D52 H30 in.

*Top extends to W152 in. with three 22 in. apron leaves.
Also available in Henredon Custom Finishes, see pages 24-27.*



DINING TABLE

9401-20B Base, 9401-20T Top
319 Legacy
W130 D52 H30 in.

*Top extends to W174 in. with two 22 in. apron leaves.
Also available in Henredon Custom Finishes, see pages 24-27.*



DINING TABLE

9403-20
319 Legacy
W78 5/16 D44 5/16 H30 1/8 in.

*Top extends to W122 5/16 in. with two 22 in. apron leaves.
Also available in Henredon Custom Finishes, see pages 24-27.*



CHINA

9400-26 China Deck
319 Legacy
W81 5/8 D18 3/4 H56 3/8 in.

9400-21 Buffet
319 Legacy
W77 3/8 D19 5/8 H34 5/8 in.

Overall: W81 5/8 D19 5/8 H91 in.

Above items cannot be ordered separately.
Also available in Henredon Custom Finishes, see pages 24-26.



BUFFET
9401-21
319 Legacy
W62 D25 7/16 H38 in.



BUFFET
9401-21
319 Legacy

LADDER BACK ARM CHAIR
9400-27
319 Legacy

LADDER BACK SIDE CHAIR
9400-28
319 Legacy



SIDEBOARD

9402-21
319 Legacy
W76 D21 H42 in.



LADDER BACK ARM CHAIR & SIDE CHAIR

9400-27
319 Legacy
W26 5/8 D26 H38 1/2 in.

9400-28
319 Legacy
W24 3/8 D26 H38 1/2 in.

Also available in Henredon Custom Finishes, see pages 24-27.

Living



ARM CHAIR & SIDE CHAIR

9402-27
319 Legacy
W26 3/4 D24 H40 1/2 in.

9402-28
319 Legacy
W21 1/2 D24 H40 1/2 in.

*Shown in standard Accolade Honey fabric.
Optional Slip Seat available in any fabric or leather, see Reference.
Also available in Henredon Custom Finishes, see pages 24-27.*



COCKTAIL TABLE

9400-40
319 Legacy
W38 D22 H20 in.

*Also available in Henredon Custom Finishes,
see pages 24-27.*



COCKTAIL TABLE

9400-40
773 – Ebony Lacquer
W38 D22 H20 in.

See page 27 for additional Lacquer Finishes.



ROUND CENTER TABLE

9400-42
319 Legacy
Diameter 32, H28 1/2 in.



SOFA / CONSOLE TABLE

9401-44
319 Legacy
W68 3/16 D22 1/16 H34 1/8 in.
*Also available in Henredon Custom Finishes,
see pages 24-27.*

FINISHES

At Henredon finishing a fine piece of wood furniture is an art involving many hand operations. While we are very careful to formulate each finish and apply it to exacting standards, variations in color will occur. Woods vary in their acceptance of finishing materials; hands vary in their touch. The finishes shown here are as close to the actual finishes as the most sophisticated photographic reproduction methods can produce.



319 Legacy

HENREDON CUSTOM FINISHES

Henredon's Custom Finishes program invites you to unleash your imagination...fly free of convention... and create furniture that expresses your personal sense of style. As your canvas, we offer the Oxford Classics collection. Just choose one of the twelve tempting hues; ranging from aged ivory to soft slate gray or pomegranate and weathered black; then add a surface treatment: Primary, Antiqued, or Patinaed.
It's just that easy to turn your home into a palette of your personality!



Primary Aged Ivory



Antiqued Aged Ivory



Patinaed Aged Ivory



Primary Chocolate Brown



Antiqued Chocolate Brown



Patinaed Chocolate Brown



Primary French Almond



Antiqued French Almond



Patinaed French Almond



Primary Granville Tan



Antiqued Granville Tan



Patinaed Granville Tan

HENREDON CUSTOM FINISHES



Primary Irish Cream

Antiqued Irish Cream

Patinaed Irish Cream



Primary Ironwork

Antiqued Ironwork

Patinaed Ironwork



Primary Norwich Buff

Antiqued Norwich Buff

Patinaed Norwich Buff



Primary Pomegranate

Antiqued Pomegranate

Patinaed Pomegranate



Primary Providence Putty

Antiqued Providence Putty

Patinaed Providence Putty

HENREDON CUSTOM FINISHES



Primary Roasted Cashew

Antiqued Roasted Cashew

Patinaed Roasted Cashew



Primary Soft Slate Gray

Antiqued Soft Slate Gray

Patinaed Soft Slate Gray



Primary Weathered Black


Antiqued Weathered Black

Patinaed Weathered Black


HENREDON CUSTOM LACQUER FINISHES



770 Absolute White Lacquer



771 Barlow Crème Lacquer




772 Cabernet Lacquer



773 Ebony Lacquer



774 Stone Lacquer



775 Venice Brown Lacquer

INDEX



SINGLE DRESSER
9400-02
319 Legacy
 W48 D22 H39 15/16 in.
 W122 D56 H96 cm.
 Four drawers.
 Jewelry Tray in top drawer.
 English Antique finished brass hardware.
 Philippine mahogany solids, mahogany,
 Santos rosewood, and ribbon stripe
 mahogany veneers.
Page 3



TRIPLE DRESSER
9400-03
319 Legacy
 W67 1/4 D21 1/4 H42 1/8 in.
 W171 D54 H107 cm.
 Twelve drawers.
 Jewelry tray in top right drawer.
 English Antique finished brass hardware.
 Philippine mahogany solids, mahogany,
 Santos rosewood, and khaya veneers.
Page 4



NIGHT STAND
9400-06
319 Legacy
 W36 D21 H34 in.
 W91 D53 H86 cm.
 Five drawers.
 English Antique finished brass hardware.
 Philippine mahogany solids,
 swirl mahogany, Santos rosewood
 and khaya veneers.
Page 5



NIGHT STAND
9401-06
 W22 D20 5/8 H31 1/2 in.
 W56 D52 H80 cm.
 Two drawers.
 English Antique finished brass hardware.
 Philippine mahogany solids, mahogany,
 khaya and rosewood veneers.
*Available in Designer Finishes
 and the Lacquer Pallet.*
Page 5



POSTER BED, 6/6, (KING)
9400-12HF Headboard & Footboard
9400-12R Side Rails & Slats
319 Legacy
 W86 1/4 D89 3/4 H90 1/2 in.
 W219 D228 H230 cm.
 Finials supplied for alternate low foot post.
 Low foot post height 34 1/8 in. (87 cm.)
 Footboard rail and side rail height from floor
 16 in. (41 cm.) Height from floor to bottom of
 box spring 8 3/4 in. (220 cm.) or
 12 1/4 in. (31 cm.)
 Dimensions with optional canopy in place
 W86 3/8 D89 7/8 H92 1/2 in.
 W219 D228 H235 cm.
 Philippine mahogany solids, swirl mahogany,
 ribbon stripe mahogany and khaya veneers.
Available in Designer Finishes.
Page 6



POSTER BED, 6/6, (KING)
WITH UPHOLSTERED HEADBOARD
9400-12HF Headboard & Footboard
9400-12R Side Rails & Slats
319 Legacy
 W86 1/4 D89 3/4 H90 1/2 in.
 W219 D228 H230 cm.
 Finials supplied for alternate low foot post.
 Low foot post height 34 1/8 in. (87 cm.)
 Footboard rail and side rail height from floor
 16 in. (41 cm.) Height from floor to bottom of
 box spring 8 3/4 in. (220 cm.) or
 12 1/4 in. (31 cm.)
 Dimensions with optional canopy in place
 W86 3/8 D89 7/8 H92 1/2 in.
 W219 D228 H235 cm.
 Headboard panel is available upholstered
 in choice of any fabric or leather.
 #9 French Natural nail trim is standard.
 Either #9 or #54 nail trim in any of the finish
 options is available. The option of double
 welt trim is also offered.
 Philippine mahogany solids, swirl mahogany,
 ribbon stripe mahogany and khaya veneers.
Available in Designer Finishes.
Page 6



OPTIONAL CANOPY 6/6, (KING)
9400-16
319 Legacy
 To be used with the 9400-12HF & -12R Bed.
Available in Designer Finishes.
Page 6

INDEX



BED, 5/0 (QUEEN)
9401-10HF Headboard & Footboard
9401-10R Side Rails & Slats
319 Legacy
 W66 5/8 D88 7/8 H63 in.
 W169 D226 H160 cm.
 Footboard rail and side rail height from floor 14 3/4 in. (37 cm.)
 Height from floor to bottom of box spring 8 3/4 (22 cm.) or 12 1/4 in. (31 cm.)
 Philippine mahogany solids, swirl mahogany and ribbon stripe mahogany veneers.
Available in Designer Finishes.
Page 8



BED, 5/0 (QUEEN)
WITH UPHOLSTERED HEADBOARD
9401-10HF Headboard & Footboard
9401-10R Side Rails & Slats
319 Legacy
 W66 5/8 D88 7/8 H63 in.
 W169 D226 H160 cm.
 Footboard rail and side rail height from floor 14 3/4 in. (37 cm.)
 Height from floor to bottom of box spring 8 3/4 (22 cm.) or 12 1/4 in. (31 cm.)
 Headboard panel is available upholstered in any fabric or leather. #9 French Natural nail trim is standard. Either #9 or #54 nail trim in any of the finish options is available.
 The option of double welt trim is also offered.
 Philippine mahogany solids, swirl mahogany and ribbon stripe mahogany veneers.
Available in Designer Finishes.
Page 8



BED, 6/6 (KING)
9401-12HF Headboard & Footboard
9401-12R Side Rails & Slats
319 Legacy
 W82 5/8 D88 7/8 H63 in.
 W210 D226 H160 cm.
 Footboard rail and side rail height from floor 14 3/4 in. (37 cm.)
 Height from floor to bottom of box spring 8 3/4 (22 cm.) or 12 1/4 in. (31 cm.)
 Philippine mahogany solids, swirl mahogany and ribbon stripe mahogany veneers.
Available in Designer Finishes.
Page 8



BED, 6/6 (KING)
WITH UPHOLSTERED HEADBOARD
9401-12HF Headboard & Footboard
9401-12R Side Rails & Slats
319 Legacy
 W82 5/8 D88 7/8 H63 in.
 W210 D226 H160 cm.
 Footboard rail and side rail height from floor 14 3/4 in. (37 cm.)
 Height from floor to bottom of box spring 8 3/4 (22 cm.) or 12 1/4 in. (31 cm.)
 Headboard panel is available upholstered in any fabric or leather. #9 French Natural nail trim is standard. Either #9 or #54 nail trim in any of the finish options is available.
 The option of double welt trim is also offered.
 Philippine mahogany solids, swirl mahogany and ribbon stripe mahogany veneers.
Available in Designer Finishes.
Page 8



ROLAND SLEIGH BED, 5/0 (QUEEN)
H0880-10
 W69 D115 in.
 W175 D292 cm.
 Headboard Height 55" (140 cm.)
 Footboard height 35" (89 cm.)
 Single welt with double welt around base standard.
 #9 nail trim optional for fabric and leather.
Page 7




ROLAND SLEIGH BED, 6/6 (KING)
H0880-12
 W85 D115 in.
 W216 D292 cm.
 Headboard Height 55" (140 cm.)
 Footboard height 35" (89 cm.)
 Single welt with double welt around base standard.
 #9 nail trim optional for fabric and leather.
Page 7



DINING TABLE
9400-20B Table Base
9400-20T Table Top
319 Legacy
 W86 D52 H30 in.
 W218 D132 H76 cm.
 Top extends to W152 in. (386 cm.) with three 22 in. (56 cm.) apron leaves.
 English Antique finish on toe caps.
 Philippine mahogany solids, mahogany and satinwood veneers.
Available in Designer Finishes and Lacquer Finishes.
Page 11



DINING TABLE
9401-20B Table Base
9401-20T Table Top
319 Legacy
 W130 D52 H30 in.
 W330 D132 H76 cm.
 Top extends to W174 in. (442 cm.) with two 22 in. (56 cm.) apron leaves.
 English Antique finish on toe caps.
 Philippine mahogany solids, mahogany and satinwood veneers.
Available in Designer Finishes and Lacquer Finishes.
Page 12



DINING TABLE
9403-20
319 Legacy
 W78 5/16 D44 5/16 H30 1/8 in.
 W199 D113 H77 cm.
 Top extends to W122 5/16 in. (311 cm.) with two 22 in. (56 cm.) apron leaves.
 Philippine mahogany solids, khaya veneer.
Available in Designer Finishes and Lacquer Finishes.
Page 13



SIDEBOARD
9402-21
319 Legacy
 W76 D21 1/2 H42 in.
 W199 D113 H77 cm.
 W193 D55 H107 cm.
 Three drawers in center.
 Door on each end.
 Silver Liner in top center drawer. English Antique finished brass hardware.
 Philippine mahogany solids, khaya, ribbon stripe mahogany veneers.
Page 17



BUFFET
9401-21
319 Legacy
 W62 D25 7/16 H38 in.
 W157 D64 H97 cm.
 Four center drawers.
 Silver liner insert in top drawer.
 Two adjustable shelves behind each end door. English Antique finish on hardware. Philippine mahogany solids, mahogany, ribbon stripe mahogany, maple, rosewood, satinwood and Khaya veneers.
Page 15



9400-26 CHINA DECK
319 Legacy
 W81 5/8 D18 3/4 H56 3/8 in.
 W207 D48 H143 cm.
ON
9400-21 BUFFET
319 Legacy
 W77 3/8 D19 5/8 H34 5/8 in.
 W197 D50 H88 cm.
 Overall: W81 5/8 D19 5/8 H91 in.
 W207 D50 H231 cm.
 Three adjustable wood framed clear glass shelves with plate grooves and interior lights behind each wood framed clear glass door. One adjustable wood shelf behind each lower door with one tray drawer behind center doors. All doors lock. Canister lights with touch dimmer. English Antique finish on hardware. Philippine mahogany solids, mahogany veneer.
This item is also available in the Designer Finishes.
Page 14



LADDER BACK ARM CHAIR
9400-27
319 Legacy
 W26 5/8 D26 H38 1/2 in.
 W68 D66 H98 cm.
 Seat height 18 1/2 in. (47 cm.)
 Arm height 24 1/2 in. (62 cm.)
 Upholstered seat in any fabric or leather.
 #9 French Natural nail trim is standard or choose any of the available #9 nail trim finish options. Select hardwood solids.
Available in Designer Finishes and Lacquer Finishes.
Page 18



LADDER BACK SIDE CHAIR
9400-28
319 Legacy
 W24 3/8 D26 H38 1/2 in.
 W62 D66 H98 cm.
 Seat height 18 1/2 in. (47 cm.)
 Upholstered seat in any fabric or leather.
 #9 French Natural nail trim is standard or choose any of the available #9 nail trim finish options. Select hardwood solids.
Available in Designer Finishes and Lacquer Finishes.
Page 18

INDEX



ARM CHAIR
9402-27
319 Legacy

W26 3/4 D24 H40 1/2 in.
W68 D61 H103 cm.
Seat height 19 in. (48 cm.)
Arm height 26 3/4 in. (68 cm.)
Upholstered seat in standard fabric #43-6575-11 Accolade Honey.
Select hardwood solids.
Available in Designer Finishes and Lacquer Finishes.

OPTIONAL SLIP SEAT
9402-27P
Choice of any fabric or leather.
Page 19



SIDE CHAIR
9402-28
319 Legacy

W21 1/2 D24 H40 1/2 in.
W55 D61 H103 cm.
Seat height 19 in. (48 cm.)
Upholstered seat in standard fabric #43-6575-11 Accolade Honey.
Select hardwood solids.
Available in Designer Finishes and Lacquer Finishes.

OPTIONAL SLIP SEAT
9402-28P
Choice of any fabric or leather.
Page 19



COCKTAIL TABLE
9400-40
319 Legacy

773 – Ebony Lacquer
W38 D22 H20 in.
W96 D56 H51 cm.
English Antique finished
brass toe caps.
Philippine mahogany solids,
mahogany veneer.
Available in Designer Finishes and Lacquer Pallet.
Page 20



ROUND CENTER TABLE
9400-42
319 Legacy

Diameter 32, H28 1/2 in.
Diameter 81, H72 cm.
One drawer.
English Antique finished
brass hardware.
Philippine mahogany solids, mahogany,
Mouvingui and rosewood veneers.
Page 21



SOFA / CONSOLE TABLE
9401-44
319 Legacy

W68 3/16 D22 1/16 H34 1/8 in.
W173 D56 H87 cm.
Finished on all sides.
Philippine mahogany solids,
swirl mahogany and Santos
rosewood veneers.
Available in Designer Finishes and Lacquer Finishes.
Page 22



*Undeniably elegant; uncommonly luxurious;
unquestionably...*

H E N R E D O N

www.henredon.com